



ALR QUICKSHIP GUIDE AUGUST 2014

4-5

[CLICK](#)

6

[CLICK](#)

7

[CLICK](#)

8-23

[CLICK](#)

24-26

[CLICK](#)

27-28

[CLICK](#)

29-30

[CLICK](#)

31-32

[CLICK](#)

33-36

[CLICK](#)

37-41

[CLICK](#)

42-45

[CLICK](#)

46-49

[CLICK](#)

50-59

[CLICK](#)

60-61

[CLICK](#)

62

[CLICK](#)



63

[CLICK](#)

152

[CLICK](#)

178-179

[CLICK](#)

180-190

[CLICK](#)

191-198

[CLICK](#)


199

[CLICK](#)

200

[CLICK](#)


BEGA EXPRESS 5 DAY LEAD TIME



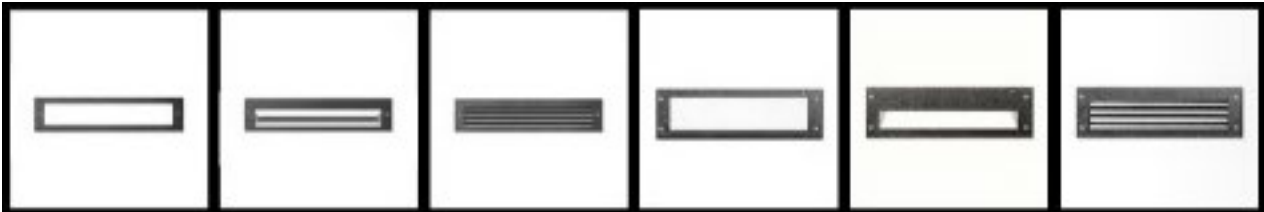
EXPRESS ON WEB EXPRESS ON WEB EXPRESS ON WEB EXPRESS ON WEB



EXPRESS ON WEB EXPRESS ON WEB EXPRESS ON WEB EXPRESS ON WEB EXPRESS ON WEB EXPRESS ON WEB EXPRESS ON WEB




EXPRESS ON WEB EXPRESS ON WEB EXPRESS ON WEB EXPRESS ON WEB



EXPRESS ON WEB EXPRESS ON WEB EXPRESS ON WEB EXPRESS ON WEB EXPRESS ON WEB EXPRESS ON WEB

BEGA EXPRESS 5 DAY LEAD TIME



EXPRESS ON WEB

EXPRESS ON WEB



EXPRESS ON WEB

EXPRESS ON WEB

EXPRESS ON WEB



EXPRESS ON WEB

EXPRESS ON WEB

EXPRESS ON WEB

EXPRESS ON WEB

EXPRESS ON WEB

EXPRESS ON WEB

EXPRESS ON WEB



EXPRESS ON WEB

EXPRESS ON WEB



EXPRESS ON WEB

EXPRESS ON WEB



EXPRESS ON WEB

QuickShip

Project schedules are crucial. Your reputation is crucial. Quality at a fair price is crucial. Bruck offers you peace of mind with our most popular LED fixtures made here in the USA. Stay competitive and flexible with the Bruck QuickShip program. A 2-5 production day lead time allows for stress free projects. QuickShip products are below. Call Bruck customer service today for more information or to place an order. Its quick and simple.

QuickShip items must be on Separate Purchase Order clearly marked QuickShip Additional or alternative products may be entered, must be approved, if inventory allows.

- Chroma Z15 LED Track Heads up to 50 units
- GEO 2 circuit, 2 neutral track system, matte silver and white finish
- ECO 1 circuit track system, matte silver and white finish
- Zonyx Track 1 circuit line voltage track, matte chrome finish
- QuickShip orders must be received before 10am PST for that day to be included. After 10am, shipping will be based on the following business day as first day.
- QuickShip orders adhere to all standard Bruck terms and conditions.
- Change order of any type may re-set lead time, although our efforts will be to ship on time.




Chroma Z15 Track Spot
white finish

example: light source shade finish color temperature reflector adaptor option
 350 **420** **wh** **3** **m** **geowh**

See attached cut sheets for track part #'s and ordering information.

light source	shade	finish	color temperature	reflector	adaptor option
350	420	mc matte chrome wh white	3 >80 CRI, 3000K, 1000lm	fl flood, 60° m medium, 40° s sport, 20°	ecosv ECO/HALO matte silver ecowh ECO/HALO white geosv GEO matte silver geowh GEO white zonmc Zonyx matte chrome



Bruck Lighting

15774 Gateway Circle
Tustin CA 92780
p 714.259.9959
f 714.259.9969



145 Wood Street
Estill, SC 29918
T:800-416-4267
F:803-625-4722
www.cmt-poles.com

The Best Finish in the Industry

STRAIGHT SQUARE COMPOSITE POLES



Straight Square Composite Poles offer a unique solution to today's demanding requirements for lighting standards that enhance design. Their contemporary look is favored by architects, engineers and planners.

Benefits

- Ease of installation
- Lightweight for easy handling
- Will not rust, rot or corrode
- Dent resistant
- Non-conductive

4" Square

ZA and ZB Series

(Anchor Base and Direct Burial)

- 4" x 4" Straight Square
- Mounting Heights to 25'
- Smooth Finish
- Multiple Color Options
- Tenon Top or Capped for Side Drilling
- Anchor Bolts Included (5/8" x 21" x 3")
- Base Cover Included
- 8" Bolt Circle

5" Square

ZA and ZB Series

(Anchor Base and Direct Burial)

- 5" x 5" Straight Square
- Mounting Heights to 30'
- Smooth Finish
- Multiple Color Options
- Tenon Top or Capped for Side Drilling
- Anchor Bolts Included (3/4" x 30" x 3")
- Base Cover Included
- 10" - 12.5" Bolt Circle

quick ship program LB9



www.deltalight.us
tel: +1 (954) 677 9800

 **DELTA**LIGHT®

ALR QUICK SHIP GUIDE 08/14

note:

Products in the Quick Ship program are shipped within 5 business days. Inventory may vary according to the type of product. We advise you to contact the factory for large quantity order.

INTERIOR		PAGE
	CEILING RECESSED	1 - 3
	WALL RECESSED	4
	CEILING SURFACE	4
	CEILING SUSPENDED	5
	WALL SURFACE	5
	PROFILES	5
EXTERIOR		
	CEILING RECESSED	6
	CEILING SURFACE	6
	WALL SURFACE	6
	WALL RECESSED	7
	FLOOR RECESSED	7
TECHNICAL		
	INSTALLATION GROUPS	8 -12

QUICK SHIP PROGRAM




INTERIOR CEILING RECESSED

	6 202 50 11 A	CARREE GT S1 A	ALUMINUM GRAY	Ceiling Recessed Luminaire Alu Gray INCL. 1 x SBL GLASS EXCL LAMP 1 x MR16 12V 20-37W (*)	
	6 202 50 11 W	CARREE GT S1 W	WHITE	Ceiling Recessed Luminaire White INCL. 1 x SBL GLASS EXCL LAMP 1 x MR16 12V 20-37W (*)	
(*) required NIC AT housing in stock					
	6 202 21 31 A	CARREE II OK S1 A	ALUMINUM GRAY	Ceiling Recessed Luminaire Alu Gray Orientable 0°-30° EXCL LAMP 1 x MR16 12V 20-50W (*)	
	6 202 21 31 W	CARREE II OK S1 W	WHITE	Ceiling Recessed Luminaire White Orientable 0°-30° EXCL LAMP 1 x MR16 12V 20-50W (*)	
(*) required NIC AT housing in stock					
	6 202 50 51 A	CARREE ST OK S1 A	ALUMINUM GRAY	Ceiling Recessed Luminaire Alu Gray Orientable 0°-20° EXCL LAMP 1 x MR16 12V 20-50W (*)	
	6 202 50 51 W	CARREE ST OK S1 W	WHITE	Ceiling Recessed Luminaire White Orientable 0°-20° EXCL LAMP 1 x MR16 12V 20-50W (*)	
(*) required NIC AT housing in stock					
	6 202 50 8122 A	CARREE ST LED 3033 S1 A	ALUMINUM GRAY	Ceiling Recessed Luminaire Alu Gray INCL 1 x POWERLED WHITE 6-8W / 3000K INCL 1 X REFLECTOR FL-33° insulated Ceiling(*)	
	6 202 50 8122 W	CARREE ST LED 3033 S1 W	WHITE	Ceiling Recessed Luminaire White INCL 1 x POWERLED WHITE 6-8W / 3000K INCL 1 X REFLECTOR FL-33° insulated Ceiling(*)	
(*) required IC AT housing in stock (*) or optional class2 mounting kit ref#6 202 50 94 01 NC					
	6 202 51 51 A	CARREE TRIMLESS OK S1 A	ALUMINUM GRAY	Ceiling Recessed Luminaire Alu Gray Orientable 0°-20° EXCL LAMP 1 x MR16 12V 20-50W (*)	
	6 202 51 51 W	CARREE TRIMLESS OK S1 W	WHITE	Ceiling Recessed Luminaire White Orientable 0°-20° EXCL LAMP 1 x MR16 12V 20-50W (*)	
(*) required NIC AT housing in stock					
	6 202 28 26 A	GRAND CARREE 126 SBL A	ALUMINUM GRAY	Ceiling Recessed Luminaire Alu Gray INCL 1 X PC SBL EXCL LAMP 1 x TC-DEL 26W (*)	
	6 202 28 26 W	GRAND CARREE 126 SBL W	WHITE	Ceiling Recessed Luminaire White INCL 1 X PC SBL EXCL LAMP 1 x TC-DEL 26W (*)	
(*) required NIC AT housing in stock					
	6 202 71 55 01 A	MINIGRID IN TRIMLESS 1 50 IC A	ALUMINUM GRAY	Ceiling Recessed Luminaire Alu Gray Orientable 0°-30° EXCL LAMP 1 x MR16 12V 37W Insulated Ceiling(*)	
	6 202 71 55 01 B	MINIGRID IN TRIMLESS 1 50 IC B	BLACK	Ceiling Recessed Luminaire Black Orientable 0°-30° EXCL LAMP 1 x MR16 12V 37W Insulated Ceiling(*)	
	6 202 71 55 01 W	MINIGRID IN TRIMLESS 1 50 IC W	WHITE	Ceiling Recessed Luminaire White Orientable 0°-30° EXCL LAMP 1 x MR16 12V 37W Insulated Ceiling(*)	
	(*) required IC AT housing in stock				
	6 202 71 55 01 1 A	MINIGRID IN TRIMLESS 1 50 NIC A	ALUMINUM GRAY	Ceiling Recessed Luminaire Alu Gray Orientable 0°-30° EXCL LAMP 1 x MR16 12V 37W Non Insulated Ceiling(*)	
	6 202 71 55 01 1 W	MINIGRID IN TRIMLESS 1 50 NIC W	WHITE	Ceiling Recessed Luminaire White Orientable 0°-30° EXCL LAMP 1 x MR16 12V 37W Non Insulated Ceiling(*)	
(*) required NIC AT housing and trimless mounting kits in stock					

	6 202 71 55 02 A	MINIGRID IN TRIMLESS 2 50 IC A	ALUMINUM GRAY	Ceiling Recessed Luminaire Alu Gray Orientable 0°-30° EXCL LAMP 2 x MR16 12V 20W Insulated Ceiling(*)	
	6 202 71 55 02 B	MINIGRID IN TRIMLESS 2 50 IC B	BLACK	Ceiling Recessed Luminaire Black Orientable 0°-30° EXCL LAMP 2 x MR16 12V 20W Insulated Ceiling(*)	
	6 202 71 55 02 W	MINIGRID IN TRIMLESS 2 50 IC W	WHITE	Ceiling Recessed Luminaire White Orientable 0°-30° EXCL LAMP 2 x MR16 12V 20W Insulated Ceiling(*)	
					(*) required IC AT housing in stock
	6 202 71 55 02 1 A	MINIGRID IN TRIMLESS 2 50 NIC A	ALUMINUM GRAY	Ceiling Recessed Luminaire Alu Gray Orientable 0°-30° EXCL LAMP 2 x MR16 12V 37W Non Insulated Ceiling(*)	
	6 202 71 55 021 W	MINIGRID IN TRIMLESS 2 50 NIC W	WHITE	Ceiling Recessed Luminaire White Orientable 0°-30° EXCL LAMP 2 x MR16 12V 37W Non Insulated Ceiling(*)	
					(*) required NIC AT housing and trimless mounting kits in stock
	6 202 61 00 01 A	GRID IN TRIMLESS 1 QR IC A	ALUMINUM GRAY	Ceiling Recessed Luminaire Alu Gray Orientable 0°-30° EXCL LAMP 1 x AR111 12V 75W Insulated Ceiling(*)	
	6 202 61 00 01 B	GRID IN TRIMLESS 1 QR IC B	BLACK	Ceiling Recessed Luminaire Black Orientable 0°-30° EXCL LAMP 1 x AR111 12V 75W Insulated Ceiling(*)	
	6 202 61 00 01 W	GRID IN TRIMLESS 1 QR IC W	WHITE	Ceiling Recessed Luminaire White Orientable 0°-30° EXCL LAMP 1 x AR111 12V 75W Insulated Ceiling(*)	
					(*) required IC AT housing and trimless mounting kits in stock
	6 202 70 55 01 A	MINIGRID IN ZB 1 50 IC A	ALUMINUM GRAY	Ceiling Recessed Luminaire Alu Gray Orientable 0°-30° EXCL LAMP 1 x MR16 12V 37W Insulated Ceiling(*)	
	6 202 70 55 01 W	MINIGRID IN ZB 1 50 IC W	WHITE	Ceiling Recessed Luminaire White Orientable 0°-30° EXCL LAMP 1 x MR16 12V 37W Insulated Ceiling(*)	
					(*) required IC AT housing in stock
	6 202 70 55 01 1 A	MINIGRID IN ZB 1 50 NIC A	ALUMINUM GRAY	Ceiling Recessed Luminaire Alu Gray Orientable 0°-30° EXCL LAMP 1 x MR16 12V 37W INCL. TRANSFORMER 120V Non Insulated Ceiling(*)	
	6 202 70 55 01 1 W	MINIGRID IN ZB 1 50 NIC W	WHITE	Ceiling Recessed Luminaire White Orientable 0°-30° EXCL LAMP 1 x MR16 12V 37W INCL. TRANSFORMER 120V Non Insulated Ceiling(*)	
				(*) required new construction mounting kit ZB Box in stock	
	6 202 70 55 02 A	MINIGRID IN ZB 2 50 IC A	ALUMINUM GRAY	Ceiling Recessed Luminaire Alu Gray Orientable 0°-30° EXCL LAMP 2 x MR16 12V 20W Insulated Ceiling(*)	
	6 202 70 55 02 W	MINIGRID IN ZB 2 50 IC W	WHITE	Ceiling Recessed Luminaire White Orientable 0°-30° EXCL LAMP 2 x MR16 12V 20W Insulated Ceiling(*)	
					(*) required IC AT housing in stock
	6 202 70 55 02 1 A	MINIGRID IN ZB 2 50 NIC A	ALUMINUM GRAY	Ceiling Recessed Luminaire Alu Gray Orientable 0°-30° EXCL LAMP 2 x MR16 12V 37W INCL. TRANSFORMER 120V Non Insulated Ceiling(*)	
	6 202 70 55 02 1 W	MINIGRID IN ZB 2 50 NIC W	WHITE	Ceiling Recessed Luminaire White Orientable 0°-30° EXCL LAMP 2 x MR16 12V 37W INCL. TRANSFORMER 120V Non Insulated Ceiling(*)	
				(*) required new construction mounting kits in stock	
	6 202 60 00 01 A	GRID IN ZB 1 QR IC A	ALUMINUM GRAY	Ceiling Recessed Luminaire Alu Gray Orientable 0°-30° EXCL LAMP 1 x AR111 12V 35-75W Insulated Ceiling(*)	
	6 202 60 00 01 W	GRID IN ZB 1 QR IC W	WHITE	Ceiling Recessed Luminaire White Orientable 0°-30° EXCL LAMP 1 x AR111 12V 35-75W Insulated Ceiling(*)	
					(*) required IC AT housing in stock
	6 202 60 00 01 1 A	GRID IN ZB 1 QR NIC A	ALUMINUM GRAY	Ceiling Recessed Luminaire Alu Gray Orientable 0°-30° EXCL LAMP 1 x AR111 12V 35-50W INCL. TRANSFORMER 120V Non Insulated Ceiling(*)	
	6 202 60 00 01 1 W	GRID IN ZB 1 QR NIC W	WHITE	Ceiling Recessed Luminaire White Orientable 0°-30° EXCL LAMP 1 x AR111 12V 35-50W INCL. TRANSFORMER 120V Non Insulated Ceiling(*)	
				(*) required new construction mounting kit ZB Box in stock	

	6 202 60 00 02 A	GRID IN ZB 2 QR IC A	ALUMINUM GRAY	Ceiling Recessed Luminaire Alu Gray Orientable 0°-30° EXCL LAMP 2 x AR111 12V 35-50W Insulated Ceiling(*)
	6 202 60 00 02 W	GRID IN ZB 2 QR IC W	WHITE	Ceiling Recessed Luminaire White Orientable 0°-30° EXCL LAMP 2 x AR111 12V 35-50W Insulated Ceiling(*)
	6 202 60 00 02 1 A	GRID IN ZB 2 QR NIC A	ALUMINUM GRAY	Ceiling Recessed Luminaire Alu Gray Orientable 0°-30° EXCL LAMP 2 x AR111 12V 35-50W INCL. TRANSFORMER 120V Non Insulated Ceiling(*)
	6 202 60 00 02 1 W	GRID IN ZB 2 QR NIC W	WHITE	Ceiling Recessed Luminaire White Orientable 0°-30° EXCL LAMP 2 x AR111 12V 35-50W INCL. TRANSFORMER 120V Non Insulated Ceiling(*)
	6 202 14 90 W	DIRO TRIMLESS OK S1 W	WHITE	Ceiling Recessed Luminaire White Orientable 0°-20° EXCL LAMP 1 x MR16 12V 50W INCL. TRANSFORMER 120V(*)
	6 202 15 61 01 W-W	GRAND DIRO TRIMLESS 111 W-W	WHITE / WHITE	Ceiling Recessed Luminaire White-White Orientable 0°-20° / 360° EXCL LAMP 1 x AR111 12V 20-50W INCL. TRANSFORMER 120V(*)
	6 202 11 14 ALU	LUXOR S1 ALU	BRUSHED ALUMINUM	Ceiling Recessed Luminaire Brushed Aluminum Orientable 0°-20° / 350° EXCL LAMP 1 x MR16 12V 37W(*)
	6 202 11 14 W	LUXOR S1 W	WHITE	Ceiling Recessed Luminaire White Orientable 0°-20° / 350° EXCL LAMP 1 x MR16 12V 37W(*)
	6 202 141 8222 W-W	REO 2 S 3033 S1 W-W LED	WHITE / WHITE	Ceiling Recessed Luminaire White-White FIXED INCL 2 x POWERLED WHITE 6-8W 3000K INCL. 2 x REFLECTOR 33° Insulated Ceiling(*)
	6 202 141 8122 W-W	REO S 3033 S1 W-W LED	WHITE / WHITE	Ceiling Recessed Luminaire White-White FIXED INCL 1 x POWERLED WHITE 6-8W 3000K INCL. 1 x REFLECTOR 33° Insulated Ceiling(*)
	6 202 38 8222 W	REO 2 S OK 3033 S1 W LED	WHITE	Ceiling Recessed Luminaire White Orientable 0°-30° / 350° INCL 2 x POWERLED WHITE 6-8W 3000K INCL. 2 x REFLECTOR 33° Insulated Ceiling(*)
	6 202 38 8122 W	REO S OK 3033 S1 W LED	WHITE	Ceiling Recessed Luminaire White Orientable 0°-30° / 350° INCL 1 x POWERLED WHITE 6-8W 3000K INCL. 1 x REFLECTOR 33° Insulated Ceiling(*)
	6 202 26 8122 W	REO 3033 S1 W LED	WHITE	Ceiling Recessed Luminaire White INCL 1 x POWERLED WHITE 6-8W 3000K INCL. 1 x REFLECTOR 33° Insulated Ceiling(*)
	6 202 37 8122 W	REO OK 3033 S1 W LED	WHITE	Ceiling Recessed Luminaire White Orientable 0°-30° / 350° INCL 1 x POWERLED WHITE 6-8W 3000K INCL. 1 x REFLECTOR 33° Insulated Ceiling(*)



INTERIOR WALL RECESSED

	6 202 31 10 ANO	HELI 1 SCREEN ANO	ANODIZED ALUMINUM	Wall Recessed Luminaire Anodized Aluminum INCL 1 x TRANSFORMER EXCL LAMP 1 x G4 12V 10W HALOGEN
	6 202 04 12 A	HELI 1 SCREEN LED WW A	ALUMINUM GRAY	Wall Recessed Luminaire Alu Gray INCL 1 x POWERLED WHITE 1W 3000K
	6 202 04 12 W	HELI 1 SCREEN LED WW W	WHITE	Wall Recessed Luminaire Alu Gray INCL 1 x POWERLED WHITE 1W 3000K
	6 304 05 12 A	INLET S WW A LED	ALUMINUM GRAY	Wall Recessed Luminaire Alu Gray INCL 1 x POWERLED WHITE 1W / 3000K Interior / Exterior
	6 304 05 12 W	INLET S WW W LED	WHITE	Wall Recessed Luminaire White INCL 1 x POWERLED WHITE 1W / 3000K Interior / Exterior


INTERIOR CEILING SURFACE

	6 279 71 20 W	ULTRA S W	WHITE	Ceiling Surface Luminaire White EXCL LAMP 1 x PAR16 GU10 120V 35-55W
	6 274 75 154	RANDOM 154	ANODIZED ALUMINUM	Ceiling Surface DIRECT FIXATION INCL 1 x RANDOM 154 PC SBL INCL BALLAST 120-277V EXCL LAMP 1 x T5 54W
	6 251 67 43 A	BOXY + 12V A	ALUMINUM GRAY	Ceiling Surface Luminaire IP44 Alu Gray FIXED EXCL LAMP 1 x MR16 12V 37W Interior / Exterior
	6 251 67 43 W	BOXY + 12V W	WHITE	Ceiling Surface Luminaire IP44 White FIXED EXCL LAMP 1 x MR16 12V 37W Interior / Exterior
	6 251 67 20 A	BOXY ALU	ALUMINUM GRAY	Ceiling Surface Luminaire IP20 Alu Gray FIXED EXCL LAMP 1 x GU10 120V 50W
	6 251 67 20 W	BOXY W	WHITE	Ceiling Surface Luminaire IP20 White FIXED EXCL LAMP 1 x GU10 120V 50W
	6 285 51 11 W	RAND 111 T50 W	WHITE	Ceiling Surface Luminaire White EXCL LAMP 1 x AR111 12V 35-50W INCL TRANSFORMER 120V
	6 285 52 21 W	RAND 211 T50 W	WHITE	Ceiling Surface Luminaire White EXCL LAMP 2 x AR111 12V 35-50W INCL TRANSFORMER 120V



INTERIOR CEILING SUSPENDED

	6 268 02 88	NoBody 300 P1254	ANODIZED ALUMINUM	Ceiling Suspension Anodized Aluminum DOWN UP EXCL LAMP 2 x T5 54W INCL BALLAST 120V-277V
	6 351 01 154	UNILINE 70 P1154	ANODIZED ALUMINUM	Ceiling Suspension Anodized Aluminum DOWN EXCL LAMP 1 x T5 54W INCL BALLAST 120V-277V



INTERIOR WALL SURFACE

	6 301 00 04 A	PUK 4 A	ALUMINUM GRAY	Wall Surface Luminaire Alu Gray INCL 4 x LED WHITE .5W 6500K
	6 301 00 04 BL A	PUK 4 BLUE A	ALUMINUM GRAY	Wall Surface Luminaire Alu Gray INCL 4 x LED BLUE .5W
	6 301 00 05 A	PUK 4 WW A	ALUMINUM GRAY	Wall Surface Luminaire Alu Gray INCL 4 x LED WORM WHITE .5W 2800K
	6 274 80 36 E ANO	BACKSPACE 36 E ANO	ANODIZED ALUMINUM	Wall Surface Luminaire Anodized Aluminum INCL BALLAST 120-277V EXCL LAMP 1 x CFL LT5 36W
	6 271 11 40 ALU	ORBIT ALU	BRUSHED ALUMINUM	Wall Surface Luminaire Brushed Aluminum EXCL LAMP 1 x G9 (T4) 120V 60W


PROFILES

	6 351 00 00 ANO - 4	UNI70 ANO - 4FT	ANODIZED ALUMINUM	Surface Mounted Profile Anodized Aluminum INCL BALLAST 120-277V EXCL LAMP 1 x T5-SLS 54W
	6 351 00 00 ANO - 8	UNI70 ANO - 8FT	ANODIZED ALUMINUM	Surface Mounted Profile Luminaire Anodized Alu INCL BALLAST 120-277V EXCL LAMP 2 x T5-SLS 54W
	6 355 00 00 ANO - 4	UNILINE TR - 4FT	ANODIZED ALUMINUM	Recessed Trimless Profile Anodized Aluminum INCL BALLAST 120-277V EXCL LAMP 1 x T5-SLS 54W
	6 355 00 00 ANO - 8	UNILINE TR - 8FT	ANODIZED ALUMINUM	Recessed Trimless Profile Anodized Aluminum INCL BALLAST 120-277V EXCL LAMP 2 x T5-SLS 54W

EXTERIOR CEILING RECESSED

	6 202 20 21 A	CARREE X S1 A	ALUMINUM GRAY	Ceiling Recessed Luminaire IP23/20 Alu Gray FIXED EXCL LAMP 1 x MR16 12V 50W Insulated Ceiling (*)
				(*) required IC AT housing in stock
	6 202 20 8122 A	CARREE X LED 3033 S1 A	ALUMINUM GRAY	Ceiling Recessed Luminaire IP53/50 Alu Gray FIXED INCL 1 x POWERLED WHITE 6-8W / 3000K INCL 1 x REFLECTOR FL-33° Insulated Ceiling (*)
				(*) required IC AT housing in stock (*) or optional class 2 mounting kit ref# 6 202 20 94 01 NC


EXTERIOR CEILING SURFACE

	6 251 67 43 A	BOXY + 12V A	ALUMINUM GRAY	Ceiling Surface Luminaire IP44 Alu Gray FIXED EXCL LAMP 1 x MR16 12V 37W Interior / Exterior
	6 251 67 43 W	BOXY + 12V W	WHITE	Ceiling Surface Luminaire IP44 White FIXED EXCL LAMP 1 x MR16 12V 37W Interior / Exterior





EXTERIOR WALL SURFACE

	6 223 65 40 A-ANO	SONAR 101 HP A-ANO	ALUMINUM GRAY - ANODIZED ALUMINUM	Wall Surface Luminaire IP54 Alu Gray - Anodized Aluminum EXCL LAMP 1 x G9 120V 25-60W Interior / Exterior
	6 304 13 11 A	LOOK OUT A	ALUMINUM GRAY	Wall Surface Luminaire IP54 Alu Gray INCL 1 x POWERLED 1W / 6500K Interior / Exterior
	6 223 12 51 A	MONO X T50 A	ALUMINUM GRAY	Wall Surface Luminaire IP54 Alu Gray EXCL LAMP 1 x MR16 12V 50W INCL ELECTRONIC TRANSFORMER Interior / Exterior
				LED VERSION ALSO AVAILABLE REF# 6 223 11 41 02 ALU GRAY
	6 223 52 51 A	MONO X DOWN-UP T50 A	ALUMINUM GRAY	Wall Surface Luminaire IP54 Alu Gray EXCL LAMP 2 x MR16 12V 35W INCL ELECTRONIC TRANSFORMER Interior / Exterior
				LED VERSION ALSO AVAILABLE REF# 6 223 11 41 02 ALU GRAY

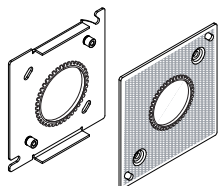
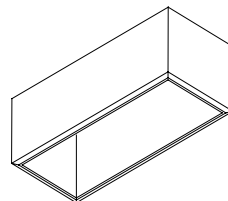
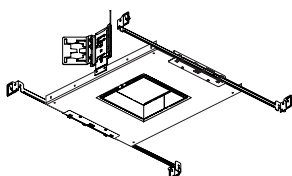
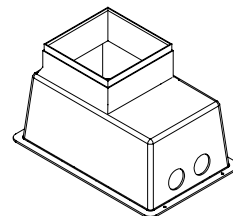
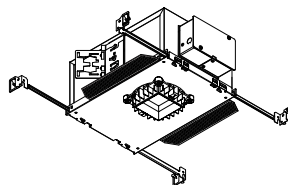
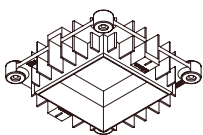
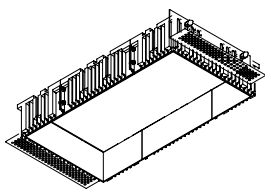
EXTERIOR WALL RECESSED

	6 302 10 32 ANO	LEDS GO IN FORTE WW ANO	ANODIZED ALUMINUM	Outdoor Wall Recessed Luminaire IP67 Anodized Aluminum INCL 1 x POWERLED WHITE 1W / 3000K Interior / Exterior
	6 302 10 12 ANO	LEDS GO IN WW ANO	ANODIZED ALUMINUM	Floor Recessed Luminaire IP67 Anodized Aluminum INCL 4 x POWERLED WORM WHITE .5W / 2800K (*)
				(*) required mounting box or class 2 driver in stock

EXTERIOR FLOOR RECESSED

	6 213 15 05 ANO	GENIE 90 S O ANO	ANODIZED ALUMINUM	Outdoor Floor Recessed Luminaire IP65 Anodized Aluminum EXCL LAMP 1 x MR16 20W (*)
				(*) inground box in stock
	6 302 10 11 ANO	LEDS GO IN ANO	ANODIZED ALUMINUM	Outdoor Floor Recessed Luminaire IP65 Anodized Aluminum INCL 4 x POWERLED 12V-DC Ø.5MM .5W / 6500k Interior / Exterior
	6 302 10 12 ANO	LEDS GO IN WW ANO	ANODIZED ALUMINUM	Outdoor Floor Recessed Luminaire IP65 Anodized Aluminum INCL 4 x POWERLED 12V-DC Ø.5MM .5W / 2800k Interior / Exterior
	6 302 10 32 ANO	LEDS GO IN FORTE WW ANO	ANODIZED ALUMINUM	Outdoor Floor Recessed Luminaire IP65 Anodized Aluminum INCL 1 x POWERLED WHITE 1W / 3000k Interior / Exterior
	6 213 42 22 ANO	TACTIC 2 NW ANO	ANODIZED ALUMINUM	Outdoor Floor Recessed Luminaire IP65 Anodized Aluminum INCL 2 x POWERLED WHITE 1W / 3000k INCL 1 x WATERPROOF CABLE 2 x 18 AWG 6'

technical info



	FAMILY NAME	PAGE
GROUP I	GRAND CARREE	9
	GRID IN	
	GRID IN TRIM LESS	
	MINGRID IN TRIM LESS	
GROUP II	GRID IN ZB	9
	MINGRID IN ZB	
GROUP III	CARREE ST LED	10
	DEEP RINGO L LED	
	DIRO ST LED	
	DIRO LED	
	GRAND CARREE LED	
	MINGRID IN REO	
	MINGRID IN TRIM LESS REO	
	REO OK	
	REO	
	REO S OK	
	REO S	
	GROUP IV	
CARREE 235		
CARREE GT		
CARREE II OK		
CARREE ST OK		
CARREE TRIM LESS OK		
C-MAX		
DEEP RINGO		
DIRO 130		
DIRO OK		
DIRO ST OK		
DIRO TRIM LESS OK		
LUXOR		
RODIS 50		

GROUP I

NC - NEW CONSTRUCTION

IC - INSULATED CEILING

A. MINIGRID IN 1 50 IC

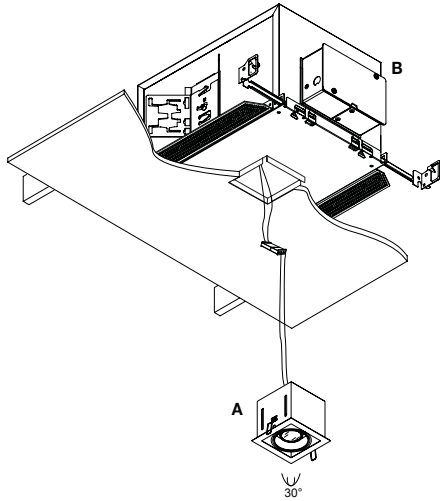
6 202 72 55 01

GU5.3 / 12V

B. REQUIREMENTS

43 NC IC AT L Hal max 75 W EMP 17

6 202 603 17 X1



NIC - NON INSULATED CEILING

A. MINIGRID IN 1 50 NIC

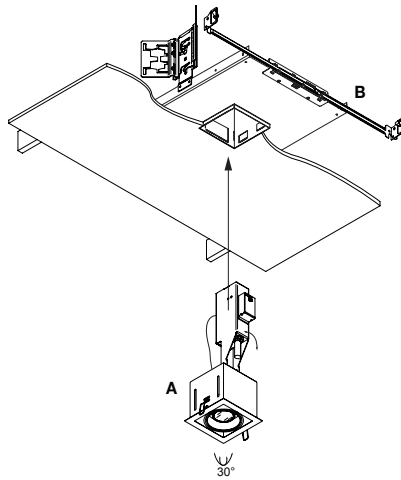
6 202 72 55 01 1

GU5.3 / 120V / 60Hz / TRF

B. REQUIREMENTS

MINIGRID IN 1 MOUNTING KIT NC

6 202 71 94 01 NC



RM - REMODEL

NIC - NON INSULATED CEILING

A. MINIGRID IN 1 50 NIC

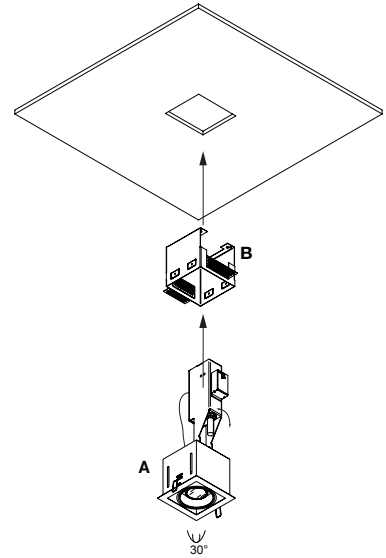
6 202 72 55 01 1

GU5.3 / 120V / 60Hz / TRF

B. REQUIREMENTS

MINIGRID IN 1 MOUNTING KIT RM

6 202 71 94 01 RM



GROUP II

NC - NEW CONSTRUCTION

IC - INSULATED CEILING

A. MINIGRID IN ZB 1 50 IC

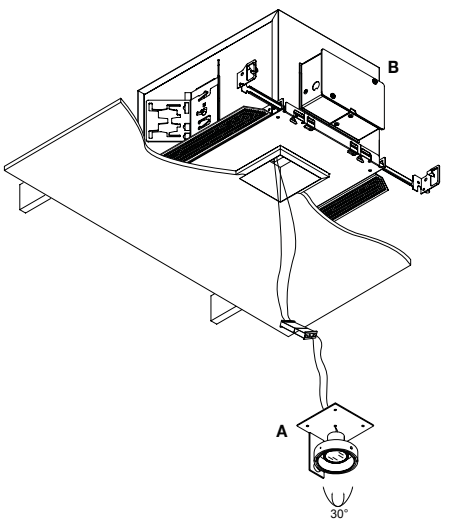
6 202 70 55 01

GU5.3 / 12V

B. REQUIREMENTS

56 NC IC AT L Hal max 150W EMP MGZB1

6 202 606 25 X1



NIC - NON INSULATED CEILING

A. MINIGRID IN ZB 1 50 NIC

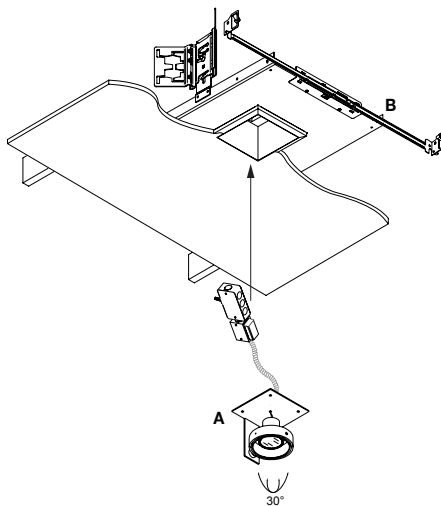
6 202 70 55 01 1

GU5.3 / 120V / 60Hz / TRF

B. REQUIREMENTS

MINIGRID IN ZB 1 BOX L NC

6 202 70 98 01 NC



RM - REMODEL

NIC - NON INSULATED CEILING

A. MINIGRID IN ZB 1 50 NIC

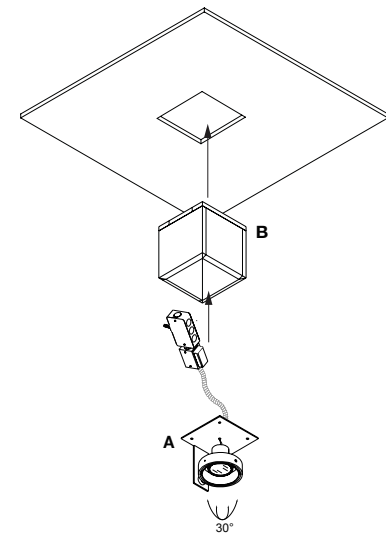
6 202 70 55 01 1

GU5.3 / 120V / 60Hz / TRF

B. REQUIREMENTS

MINIGRID IN ZB 1 BOX L RM

6 202 70 98 01 RM



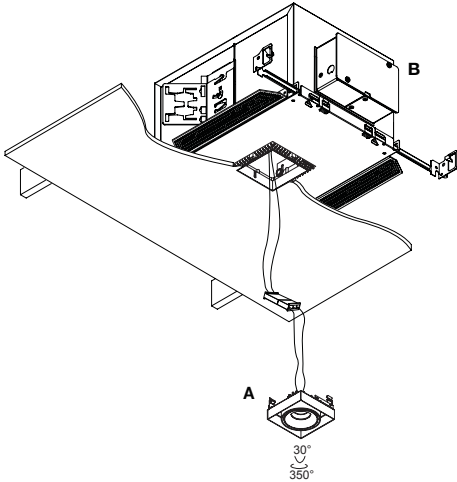
GROUP III

NC - NEW CONSTRUCTION

IC - INSULATED CEILING

A. MINIGRID IN TRIMLESS REO 1 3033
6 202 73 8122
 INCL. 1 x POWERLED WHITE 6-8W / 3000K

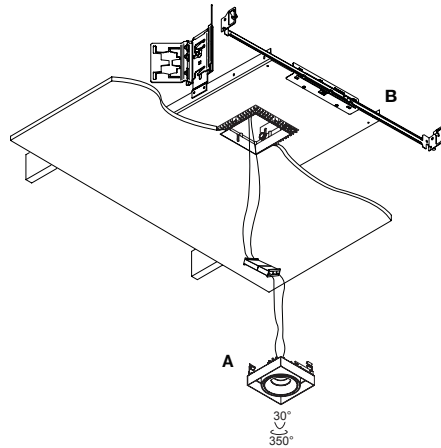
B. REQUIREMENTS
 82 NC IC AT S 700mA-DC 12W EMP 19
6 202 735 19 X1



NIC - NON INSULATED CEILING / CLASS 2

A. MINIGRID IN TRIMLESS REO 1 3033
6 202 73 8122
 INCL. 1 x POWERLED WHITE 6-8W / 3000K

B. REQUIREMENTS
 MINIGRID IN 1 MOUNTING KIT NC
6 202 71 95 01 NC

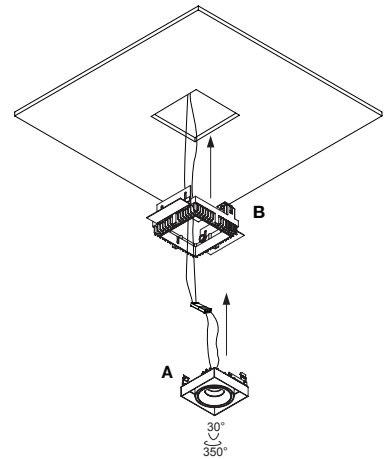


RM - REMODEL

NIC - NON INSULATED CEILING / CLASS 2

A. MINIGRID IN TRIMLESS REO 1 3033
6 202 73 8122
 INCL. 1 x POWERLED WHITE 6-8W / 3000K

B. REQUIREMENTS
 MINIGRID IN 1 MOUNTING KIT RM
6 202 71 95 01 RM



GROUP IV

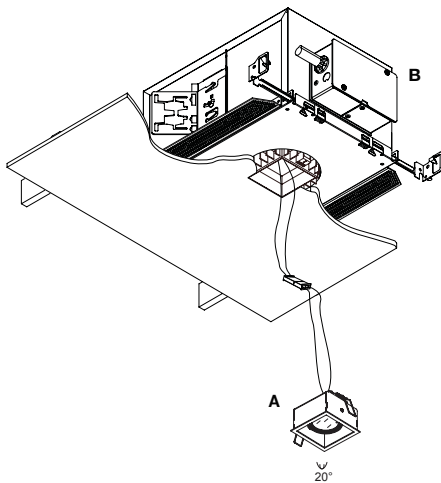
NC - NEW CONSTRUCTION

NIC - NON INSULATED CEILING*

A. CARREE ST OK S1
6 202 50 51
 GX5.3 / 12V

B. REQUIREMENTS
 5 NC NIC AT M Hal max 75 W EMP 06
6 202 103 06 X1

SQUARE FIXTURE

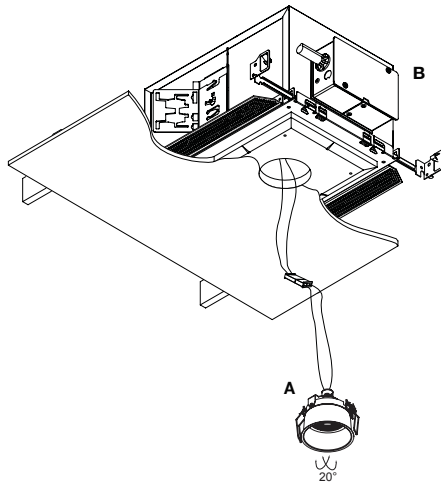


A. DIRO ST OK S1
6 202 14 61
 GX5.3 / 12V

B. REQUIREMENTS
 1 NC NIC AT M Hal max 75 W EMP 01
6 202 103 01 X1



ROUND FIXTURE



RM - REMODEL

N/A

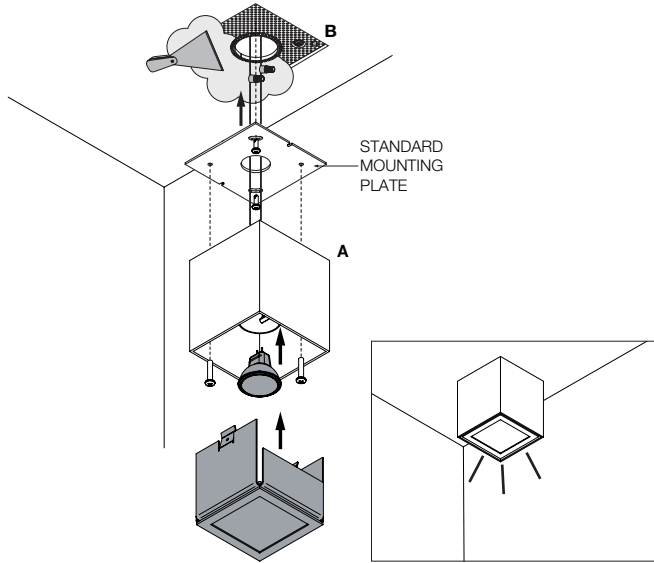
*CONTACT FACTORY FOR IC RATING AVAILABILITY.

INSTALLATION WITH JUNCTION BOX

MUD KIT

A. BOXY + 12V
6 251 67 43
 GU5.3 / 12V

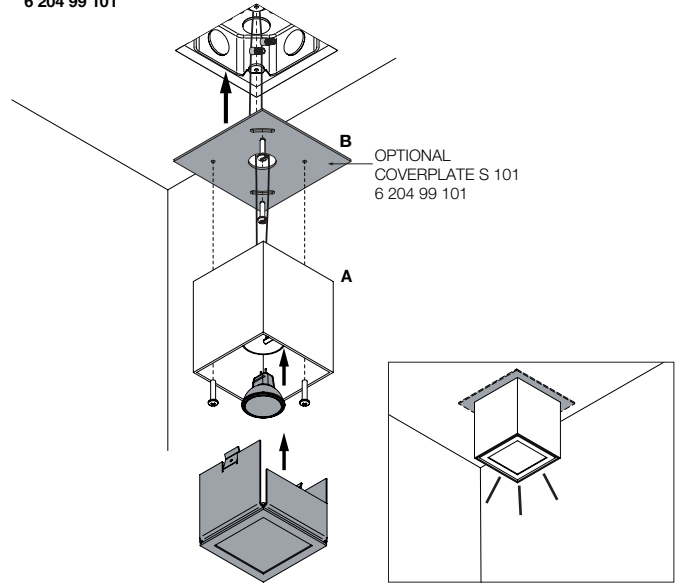
B. OPTIONS
 MUD KIT 2
6 207 02 02



COVERPLATE

A. BOXY + 12V
6 251 67 43
 GU5.3 / 12V

B. OPTIONS
 COVERPLATE S 101
6 204 99 101

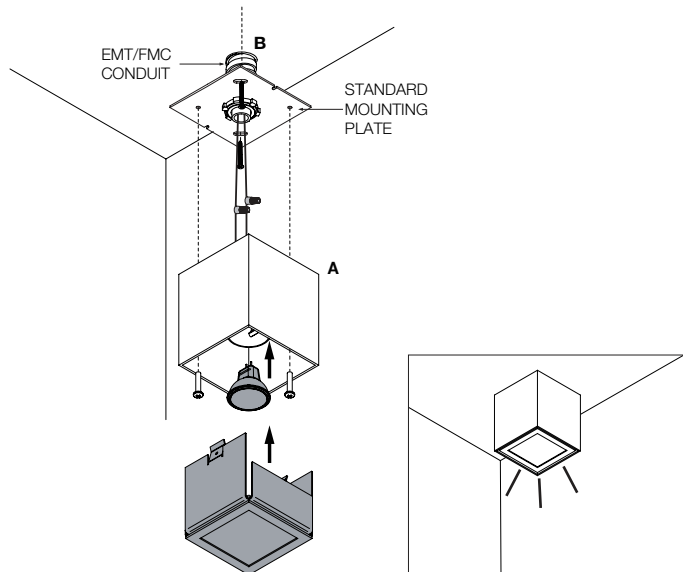


INSTALLATION WITHOUT JUNCTION BOX

EMT/FMC FITTING (Electrical Metallic Tubing/Flexible Metallic Conduit)

A. BOXY + 12V
6 251 67 43
 GU5.3 / 12V

B. EMT/FMC FITTING
 (Electrical Metallic Tubing/Flexible Metallic Conduit)



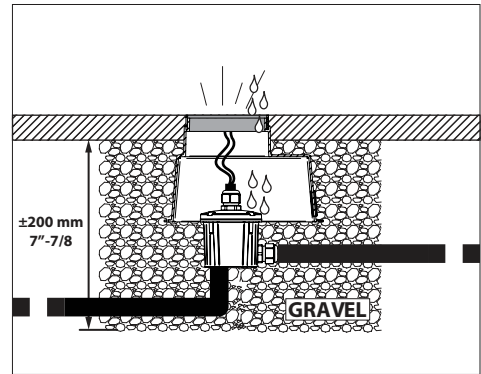
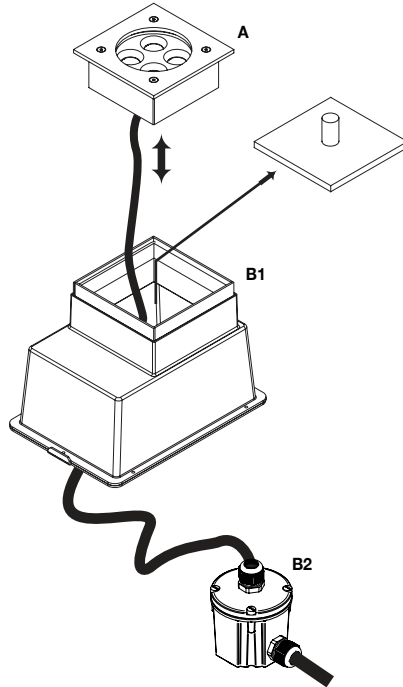
EXTERIOR FLOOR RECESSED

GENIE BOX SQUARE

INSTALLATION WITH DIRECT BURIAL JUNCTION BOX

A. TACTIC 4 S
6 213 43 14
INCL.4 x POWERLED WHITE 1W / 6000K

B. OPTIONS
1. GENIE BOX 80 S / 90 S
213 19 08
2. JUNCTION BOX
6 216 12 00

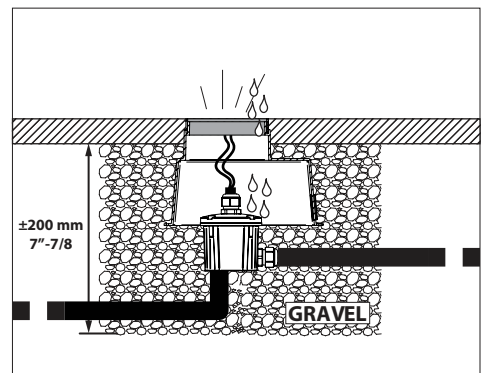
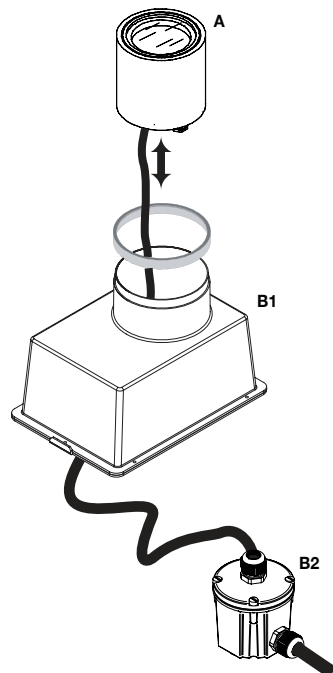


GENIE BOX ROUND

INSTALLATION WITH DIRECT BURIAL JUNCTION BOX


A. GENIE 90 R P
6 213 11 21
GX5.3 / 12V

B. OPTIONS
1. GENIE BOX 90 R
213 19 09
2. JUNCTION BOX
6 216 12 00





Delta Light USA, LLC.
4850 West Prospect Road
Fort Lauderdale, FL 33309
tel: +1 (954) 677 9800
info@deltalight.us



BUTTON

SPEC SHEET



855 T5 MONITOR FOR T5 T5HO

SPEC SHEET



C5L GROUND RECESSED SINGLE LUMINAIRE ASYMMETRICAL, WIDE BEAM

SPEC SHEET



ALPHA LED

SPEC SHEET



CHUNNEL PENDANT/ CEILING MOUNT

SPEC SHEET



AMP LED WET LABEL SQUARE WALL MOUNT

SPEC SHEET



CL5 GROUND RECESSED SINGLE LUMINAIRE AXIALLY SYMMETRICAL WIDE BEAM

SPEC SHEET



ARC LIGHT LED WINDOW REVEAL LUMINAIRE

SPEC SHEET



COMA 1X20 LED RECESSED WALL LIGHT

SPEC SHEET



BRIGHT 1.0 LED INGRADE UPLIGHT

SPEC SHEET




CSN CSM IN GRADE METAL HALIDE UP-LIGHT

SPEC SHEET



CIELO IN GRADE UP-LIGHT LED/ FLUOR

SPEC SHEET



DANO P LED WALL LUMINAIRE

SPEC SHEET



DROP LONG LED SURFACE MOUNT

SPEC SHEET



Ledis Long LED Wall Light

SPEC SHEET



ECLIPS BEAUFORT LED 3" INSTALL ADJUSTABLE DOWNLIGHT

SPEC SHEET



Ledis Short LED Wall Light

SPEC SHEET



FUSE LED WALL MOUNT

SPEC SHEET



MESSINA T5 T5HO FLUORESCENT PENDANT LINEAR FIXTURE

SPEC SHEET



Ice Cil Pendant LED

SPEC SHEET



Mini Alfa Post

SPEC SHEET



Kado LED Recessed Downlight

SPEC SHEET



Moon Unit T5 T5HO Wall

SPEC SHEET



Kubik LED Wall Luminaire

SPEC SHEET



Palermo Damp Label T5 HO Wall Ceiling

SPEC SHEET



Led Nobody Quatro

SPEC SHEET



PARIES UP AND DOWN LED WALL LIGHT

SPEC SHEET



**PARIÉS UP AND DOWN
LED WALL LIGHT**

SPEC SHEET




**Tosca LED Wall
Mount**

SPEC SHEET



**PIXO CALCYT RECESSED
DOWNLIGHT Halogen or
Metal Halide**

SPEC SHEET



**ZHOOM RECESSED LED
DOWNLIGHT**

SPEC SHEET



**Quadro LED Up
Down Wall Light**

SPEC SHEET



**Zita Incandescent
and Self Ballasted
CFL Floor Lamp**

SPEC SHEET



**Quadro LED Up
Down Wall Light**

SPEC SHEET




**Zita Incandescent
and Self Ballasted
CFL Pendant**

SPEC SHEET



**RDO LED Wet Label Van-
dal Resistant Downlight
Open Bottom**

SPEC SHEET




**Zita Incandescent
and Self Ballasted
CFL Table Lamp**

SPEC SHEET



**RDO LED Wet Label Van-
dal Resistant Downlight
Clear Lens**

SPEC SHEET






**The Line T5 T5HO Seam-
less Surface Mount
Fixture**

SPEC SHEET






Associated Lighting Representatives


Spec Grade Architectural

 	BZLUXSD	Lux-Ray™ LED Bronze Self-Powered & Diagnostic Side Throw	_____
	BZLUXSD-FT	Lux-Ray™ LED Bronze Self-Powered & Diagnostic Forward Throw	_____
	DXN1G-N	Prestige Die-Cast Exit – Self Powered Single Face Green	_____






Spec Grade Commercial

	PRO-2	6V Emergency Light Unit	_____
	PRO-2-AD	6V Emergency Light Unit with Advanced Diagnostics	_____
	WPREMDNG	Premier™ Thermoplastic Exit – White Self Powered Advanced Diagnostics Green Universal	_____
	WPREMSNXG	Premier™ Thermoplastic Exit – White Self-Powered Ni-Cad Green Universal	_____
	WPREMSNXR	PREMIER EXIT SP NICD (REPL: ECLXN4R)	_____
	12JSM54-2	Steel Battery Unit – 12V 54W Lead-Calcium with 2 – 12V-9W Heads	_____






Spec Grade Industrial

	WWSVXN1G-D-4X	Survive-All™ Exit White/White Self-Powered Single Face Green Auto Diagnostics	_____
--	----------------------	---	-------


Distributor Select

	DLM-2	DLM-2 Series Battery Unit – 6V-100W	_____
	EL-2MRS	Plastic Deco Em Unit New Mini	_____
	EL-2SQ	EL-2SQ Plastic Battery Unit – 6V-5.4W Incandescent	_____
 	EL-2LED	Micro LED Battery Unit - 2 Heads Round LED Array	_____


Associated Lighting Representatives

	ELXN400G-LEDR	Micro LED Combo - 2 Heads Round LED Array Green Face	_____
	ELXN400R-LEDR	Micro LED Combo - 2 Heads Round LED Array Red Face	_____
	EF43D-LED	Micro LED Remote - 2 Heads Round LED Array	_____
	PNG6	6" Total™ Edge Universal Edge-Lit Exit – Self-Powered Green	_____
	PNR6	6" Total™ Edge Universal Edge-Lit Exit – Self-Powered Red	_____
	ELX400GN	120/277V ELX Series Thermoplastic Exit – AC Only Green	_____
	ELX400RN	120/277V ELX Series Thermoplastic Exit – AC Only Red	_____
	ELXN400GN	UNIV GRN LED SP-EXIT 120/277V	_____
	ELXN400RN	UNIV RED LED SP-EXIT 120/277V	_____

Remote Fixtures

	EF11(ZF)	EF11 Single Remote Head – Black – 12V-9W Incandescent	_____
---	-----------------	---	-------

Accessories and General Information

	WG1-E	Wire Guard	_____
---	--------------	------------	-------

SPECIFICATION GRADE QUICK BUILD PRODUCTS

Typically Ship in 10 Days or Less

PW Series Inverters 10 Days or Less Quick Ship

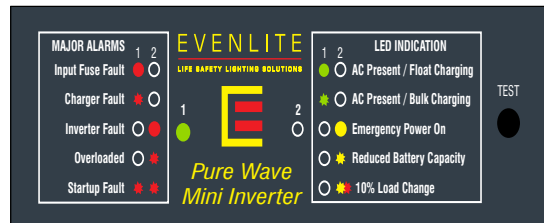
PURE SINE WAVE OUPUT = THE SOLUTION FOR BACKING UP LED FIXTURES

Inverters Ship in 10 Days or less

PW12 = 125VA SINE WAVE INVERTER

PW25 = 250VA SINE WAVE INVERTER

Includes advanced startup diagnostics, self-test/self-diagnostics, LED compatible



APERION MR11



APERION LED



MIRRORLITE MR16



WAYLIGHTER LED



SENTRY LED
Red or Green LED AC or EM



SOVEREIGN LED



RAZOR LED



PHOTOLUMINESCENT
50 or 100' rated



LEX TRITIUM
10 or 20 year




Quick Ship Products Typically in Stock



Telesis thermoplastic Emergency Light LED Lampheds

- TCL2-W – With (2) Watt LED Lampheds
- TCL4-W – With (2) WATT LED Lampheds with 2-watts remote capability



Telesis CMG Thermoplastic Emergency Light MR16 Lampheds

- CMG2E11 – 54 6 Volt 11, 27, 54 Watt Models
- CMG4E54 – 12 Volt 54 Watt Model



Weatherlite LED Interior or Exterior – Switch Control
Photocell Activation, AC or NiCad N=Battery

- WLAC-W – AC Only Operation White Housing
 - WLAC-BZ – AC Only Operation Bronze Housing
 - WLEM-W – NiCAD Battery Backup White Housing
 - WLEM-BZ – NiCad Battery Backup Bronze Housing
- Note: Self-Diagnostics are standard in EM models



Telesis Thermoplastic Exit Red or Green LED, AC or EM

- TLXACRUW – Red LED Universal AC Only
- TLXACGUW – Green LED Universal AC Only
- TLXEMRUW – Red LED Universal NiCad Battery
- TLXEMGUW – Green LED Universal NiCad Battery

Telesis thermoplastic exit Combo with LED Lampheds




- TCXCOMRUW – Red LED Universal
 - TCXCOMGUW – Green LED Universal
- Remote capability of 2 watts is standard and can be used to power (2) one watt LED remote heads

Telesis Commercial Grade Universal Mount LED Edgelite Exit Sign



- TEXACR1CU – AC Only Red LED, Single Face Clear Panel
- TEXACR2MU – AC Only Red LED Double Face Mirrored Panel
- TEXACG1CU – AC Only Green LED Single Face Clear Panel
- TEXACG2MU – AC Only Green LED Double Face Mirrored Panel
- TEXEMR1CU – NiCad Battery Red LED, Single Face Clear Panel
- TEXEMR2MU – NiCad Battery Red LED Double Face Mirrored Panel
- TEXEMG1CU – NiCad Battery Green LED, Single Face Clear Panel
- TEXEMG2MU – NiCad Battery Green LED Double Face Mirrored Panel





SPEC SHEET

E1
LINEAR
CONFIG



SPEC SHEET

HP4
ID/D/I
WM-ID/D/I
RECESSED
REGRESSED
SM



SPEC SHEET

HPR LED
2X4 2X2
1X4 1X2 1X1



SPEC SHEET

HPW-LED



MURO
OVAL
SQUARE
CIRCLE




SPEC SHEET

SERIES 11 LED



SPEC SHEET

SERIES 17
ACF
VCF



SPEC SHEET

SERIES 16 LED



HP2 LED
DIRECT
WALL MOUNT DIRECT
RECESSED
SURFACE MOUNT



S12 LED
PENDANT-2E
WALL MOUNT-2E
PENDANT- 3E



SPEC SHEET

REACH DESK LAMP



SPEC SHEET

CURVE DESK LAMP



SPEC SHEET

UNDER CABINET



SPEC SHEET

HPW-1



SPEC SHEET

HPR LED
2X4 2X2
1X4 1X2




SPEC SHEET

SERIES X2
OVAL
RECTILINEAR




SPEC SHEET

SERIES X1
ELLIPSOIDAL
OVAL
RECTILINEAR



SPEC SHEET

SERIES 18
PENDANT
WALL MOUNT




SPEC SHEET

SERIES 17
ANGULAR
VERTICAL



SPEC SHEET

SERIES 16
PENDANT
WALL MOUNT



SPEC SHEET

SERIES 15
PENDANT
WALL MOUNT



SPEC SHEET

SERIES 14
PENDANT
WALL MOUNT



SPEC SHEET

SERIES 12
PERF
ID/D
WM-PERF/I/ID



SPEC SHEET

SERIES 11
STANDARD
LOW PROFILE



SPEC SHEET

SERIES 10
PENDANT
WALL MOUNT



SPEC SHEET

SERIES 9



SPEC SHEET

SERIES 8



SPEC SHEET

SERIES 7



SPEC SHEET

SERIES 6



SPEC SHEET

SERIES 5



SPEC SHEET

SERIES 4



SPEC SHEET

SERIES 3



SPEC SHEET

SERIES 2



QuickShip

Expedited production of commonly used Williams Fluorescent and Williams Downlighting products – ready to ship within 48 hours.

- ◆ QuickShip orders must consist of QuickShip items ONLY to ship in 48 hours from time of order entry at factory.
- ◆ “QuickShip” MUST be referenced in the subject line on all requests.
- ◆ Factory approval required for quantities of 100 or more.
- ◆ Standard freight terms apply.




H. E. WILLIAMS, INC.

Williams Fluorescent QuickShip Products


The order must consist of QuickShip items only to ship within 48 hours.

- ◆ "QuickShip" MUST be referenced in the subject line on all requests.
- ◆ Factory approval required for quantities of 100 or more.
- ◆ Standard freight terms apply.




DIG-S22-240TT-WPR-QS-EB2-UNV
 Direct/Indirect, White Perf. Round Diffuser, 2'x2', 2-Lamp, T8 Elec. Ballast, Univ. Volt




LPT-24-332-SA12100-(3)F032/835/ECO F&I-QS-EB2/1*AD-BD-UNV
 Lensed Troffer, 2'x4', 3-Lamp, Acrylic Lens, Lamped, (2) T8 Elec. Ballast, Univ. Volt




DIG-S24-232-WPR-QS-EB2*AD-BD-UNV
 Direct/Indirect, White Perf. Round Diffuser, 2'x4', 2-Lamp, T8 Elec. Ballast, Univ. Volt




LPT-24-432-SA12100-QS-EB4*AD-BD-UNV
 Lensed Troffer, 2'x4', 4-Lamp, Acrylic Lens, T8 Elec. Ballast, Univ. Volt




DIG-S24-332-WPR-QS-EB3*AD-BD-UNV
 Direct/Indirect, White Perf. Round Diffuser, 2'x4', 3-Lamp, T8 Elec. Ballast, Univ. Volt




LPT-24-432-SA12100-(4)F032/835/ECO F&I-QS-EB4*AD-BD-UNV
 Lensed Troffer, 2'x4', 4-Lamp, Acrylic Lens, Lamped, T8 Elec. Ballast, Univ. Volt




LPT-22-232U-SA12100-QS-EB2*AD-BD-UNV
 Lensed Troffer, 2'x2', 2 U-Lamps, Acrylic Lens, T8 Elec. Ballast, Univ. Volt




LPT-24-432-SA12100-QS-EB2/2*AD-BD-UNV
 Lensed Troffer, 2'x4', 4-Lamp, Acrylic Lens, (2) T8 Elec. Ballast, Univ. Volt




LPT-24-232-SA12100-QS-EB2*AD-BD-UNV
 Lensed Troffer, 2'x4', 2-Lamp, Acrylic Lens, T8 Elec. Ballast, Univ. Volt




LPT-24-432-SA12100-(4)F032/835/ECO F&I-QS-EB2/2*AD-BD-UNV
 Lensed Troffer, 2'x4', 4-Lamp, Acrylic Lens, Lamped, (2) T8 Elec. Ballast, Univ. Volt




LPT-24-332-SA12100-QS-EB3*AD-BD-UNV
 Lensed Troffer, 2'x4', 3-Lamp, Acrylic Lens, T8 Elec. Ballast, Univ. Volt



29-4-232-A-QS-EB2*AD-BD-UNV
 Wall Mount, Up/Down, 4', 2-Lamp, Acrylic Lens, T8 Elec. Ballast, Univ. Volt




LPT-24-332-SA12100-(3)F032/835/ECO F&I-QS-EB3*AD-BD-UNV
 Lensed Troffer, 2'x4', 3-Lamp, Acrylic Lens, Lamped, T8 Elec. Ballast, Univ. Volt




HE3G-D24-332-365-L/WWC-QS-EB3*AD-BD-UNV
 Parabolic, 2x4, 3-Lamp, 18-Cell, T8 Elec. Ballast, Univ. Volt



LPT-24-332-SA12100-QS-EB2/1*AD-BD-UNV
 Lensed Troffer, 2'x4', 3-Lamp, Acrylic Lens, (2) T8 Elec. Ballast, Univ. Volt



HE3G-D22-232U-335-QS-EB2*AD-BD-UNV
 Parabolic, 2x2, 2 U-Lamps, 9-Cell, T8 Elec. Ballast, Univ. Volt



GL-4-454T5H-(4)F54/41K F&I-(2)VBY-QS-EB4*AD-BD-UNV

USA PROUD Industrial, Fluor. Hi-Bay, 4', 4-Lamp, Lamped, T5 Elec. Ballast, Univ. Volt



17-4-232-A-QS-EB2*AD-BD-UNV

USA PROUD Wrap Around, 4', 2-Lamp, Acrylic Lens, T8 Elec. Ballast, Univ. Volt



GL-4-454T5H-(2)VBY-QS-EB4-BD-UNV

USA PROUD Industrial, Fluor. Hi-Bay, 4', 4-Lamp, T5 Elec. Ballast, Univ. Volt



18-4-432-A-QS-EB4*AD-BD-UNV

USA PROUD Wrap Around, 4', 4-Lamp, Acrylic Lens, T8 Elec. Ballast, Univ. Volt



GL-4-654T5H-(6)F54/41K F&I-(2)VBY-QS-EB4/2*AD-BD-UNV

USA PROUD Industrial, Fluor. Hi-Bay, 4', 6-Lamp, Lamped, (2) T5 Elec. Ballast, Univ. Volt



75-4-132-QS-EB1*AD-BD-UNV

USA PROUD Strip, 4', 1-Lamp, T8 Elec. Ballast, Univ. Volt



GL-4-654T5H-(2)VBY-QS-EB4/2-BD-UNV

USA PROUD Industrial, Fluor. Hi-Bay, 4', 6-Lamp, (2) T5 Elec. Ballast, Univ. Volt



76-4-232-QS-EB2*AD-BD-UNV

USA PROUD Strip, 4', 2-Lamp, T8 Elec. Ballast, Univ. Volt



GL-4-632-(6)F032/841/ECO F&I-(2)VBY-QS-EBHW3/3*AD-BD-UNV

USA PROUD Industrial, Fluor. Hi-Bay, 4', 6-Lamp, Lamped, (2) T8 High Wattage Elec. Ballast, Univ. Volt



76-8-259-QS-EB2*AD-BD-UNV

USA PROUD Strip, 8', 2-Lamp, T8 Elec. Ballast, Univ. Volt



GL-4-632-(2)VBY-QS-EBHW3/3-BD-UNV

USA PROUD Industrial, Fluor. Hi-Bay, 4', 6-Lamp, (2) T8 High Wattage Elec. Ballast, Univ. Volt



76-8-432-QS-EB4*AD-BD-UNV

USA PROUD Strip, 8', 4-Lamp, T8 Elec. Ballast, Univ. Volt



HL-4-454T5H-MD-(2)VBY-QS-EB4*AD-BD-UNV

USA PROUD Industrial, Channel Hi-Bay, 4', 4-Lamp, T5 Elec. Ballast, Univ. Volt



77-8-296H0-QS-MB2*AD-BD-120

USA PROUD Strip, 8', 2-Lamp, T12 High Output Mag. Ballast (-20°), 120-Volt



HL-4-654T5H-MD-(2)VBY-QS-EB4/2*AD-BD-UNV

USA PROUD Industrial, Channel Hi-Bay, 4', 6-Lamp, (2) T5 Elec. Ballast, Univ. Volt



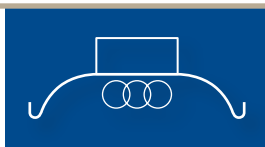
77-8-296H0-QS-MB2*AD-BD-277

USA PROUD Strip, 8', 2-Lamp, T12 High Output Mag. Ballast (-20°), 277-Volt



HL-4-632-MD-(2)VBY-QS-EB4/2*AD-BD-UNV

USA PROUD Industrial, Channel Hi-Bay, 4', 6-Lamp, (2) T8 Elec. Ballast, Univ. Volt



R1240-4 REFLECTOR


USA PROUD Symmetric Reflector for Strips

Williams Downlighting QuickShip Products

The order must consist of QuickShip items only to ship within 48 hours.

- ◆ "QuickShip" MUST be referenced in the subject line on all requests.
- ◆ Factory approval required for quantities of 100 or more.
- ◆ Standard freight terms apply.



PV60-1-26/32/42T-CS-QS-EB1-UNV
 Recessed Fluor. Downlight, 6" Round, Vertical, (1)26/32/42T, Elec. Ballast, Univ. Volt




EMER-WHT-QS-D
 Emergency Lighting Unit, Industry-standard White, Dual Voltage




PV60-1-26/32/42T-EB-CS-EM94CGU/1-QS-EB1-UNV
 Recessed Fluor. Downlight, 6" Round, Vert., EM-(1)26/32/42T Elec. Ballast, Univ. Volt




EXIT-G-AC-WHT-QS-D
 LED Exit Sign, Green, AC Dual Voltage, Industry-standard White



PH60-226Q-CS-QS-EB2-UNV
 Recessed Fluor. Downlight, 6" Round, Horizontal, (2)26Q Elec. Ballast, Univ. Volt



EXIT-G-EM-WHT-QS-D
 LED Exit Sign, Green, EM Dual Voltage, Industry-standard White




PH60-226Q-CS-EM94CGU/1-QS-EB2-UNV
 Recessed Fluor. Downlight, 6" Round, Horizontal, EM-(2)26Q Elec. Ballast, Univ. Volt



EXIT-R-AC-WHT-QS-D
 LED Exit Sign, Red, AC Dual Voltage, Industry-standard White



PV75-1-26/32/42T-CS-QS-EB1-UNV
 Recessed Fluor. Downlight, 7.5" Round, Vertical, (1)26/32/42T Elec. Ballast, Univ. Volt



EXIT-R-EM-WHT-QS-D
 LED Exit Sign, Red, EM Dual Voltage, Industry-standard White



PV75-1-26/32/42T-CS-EM94CGU/1-QS-EB1-UNV
 Recessed Fluor. Downlight, 7.5" Round, Vert., EM-(1)26/32/42T Elec. Ballast, Univ. Volt



EXIT/EM-SF-R-WHT-QS-D
 Combo LED Exit/Emergency Unit, Single Face, Red, Industry-standard White, Dual Voltage



PH75-226Q-CS-QS-EB2-UNV
 Recessed Fluor. Downlight, 7.5" Round, Horizontal, (2)26Q Elec. Ballast, Univ. Volt



PH75-226Q-CS-EM94CGU/1-QS-EB2-UNV
 Recessed Fluor. Downlight, 7.5" Round, Horizontal, EM-(2)26Q Elec. Ballast, Univ. Volt

STRATALUME UNDERCAB

1.7" Deep Architectural Solid Front (Quick Ship)
[XAUCSD-QS](#)



Stratalume Connects Undercabinet Lighting

Lamp: Linear Fluorescent

MILLENIUM DOWNLIGHT*

6" Flush Lens Downlight - Horizontal CFL (Quick Ship)
[XHADL6HF-QS](#)




Millenium Downlights (Flush Lens)

Lamp: CFL

MILLENIUM METREX

Wall Mount Exit/Emergency Combo Unit (Quick Ship)
[XMETEC-QS](#)



LED

Millenium Metrex Exit & Emergency

Lamp: LED, Halogen

MILLENIUM STRETCH

12"W Linear Architectural High Abuse (Quick Ship)
[XMLHA12-QS](#)



LED

Millenium Stretch

Lamp: LED

MILLENIUM STRETCH

5"W Linear Architectural High Abuse (Quick Ship)
[XMLHA5-QS](#)



LED

Millenium Stretch

Lamp: LED

MILLENIUM STRETCH

8"W Linear Architectural High Abuse (Quick Ship)
[XMLHA8-QS](#)



LED

Millenium Stretch

Lamp: LED

MILLENIUM STRETCH

11" Square w/Full Lens- Low Profile (Quick Ship)
[XMS11FL-QS](#)



Millenium Squares for Architectural High Abuse

Lamp: CFL

MILLENIUM SQUARE

15" Square w/Full Lens- Deep Profile (Quick Ship)
[XMS15FD-QS](#)



Millenium Squares for Architectural High Abuse

Lamp: HID

















MILLENIUM SQUARE

















15" Square w/Full Lens- Low Profile (Quick Ship)
[XMS15FL-QS](#)



Millenium Squares for Architectural High Abuse

Lamp: CFL

<p>HERCULUX</p> <p>12"x12" Eyelid - Deep Profile (Quick Ship) H1212ED-QS</p>  <p>HERCULUX for Institutional High Abuse Lamp: CFL, HID, Induction</p>	<p>HERCULUX</p> <p>12"x12" Eyelid - Low Profile (Quick Ship) H1212EL-QS</p>  <p>HERCULUX for Institutional High Abuse Lamp: CFL, Incandescent</p>	<p>HERCULUX</p> <p>12"x12" Eyelid - Medium Profile (Quick Ship) H1212EM-QS</p>  <p>HERCULUX for Institutional High Abuse Lamp: CFL, HID, Incandescent, Induction</p>	<p>HERCULUX</p> <p>12"x12" Full Lens - Deep Profile (Quick Ship) H1212FD-QS</p>  <p>HERCULUX for Institutional High Abuse Lamp: CFL, HID, Induction</p>
<p>HERCULUX</p> <p>12"x12" Full Lens - Low Profile (Quick Ship) H1212FL-QS</p>  <p>HERCULUX for Institutional High Abuse Lamp: CFL, Incandescent</p>	<p>HERCULUX</p> <p>12"x12" Full Lens - Medium Profile (Quick Ship) H1212FM-QS</p>  <p>HERCULUX for Institutional High Abuse Lamp: CFL, HID, Incandescent, Induction</p>	<p>HERCULUX</p> <p>12"x12" Semi-Shade Visor - Low Profile (Quick Ship) H1212SL-QS</p>  <p>HERCULUX for Institutional High Abuse Lamp: CFL, Incandescent</p>	<p>HERCULUX</p> <p>6"x12" Eyelid - Deep Profile (Quick Ship) H612ED-QS</p>  <p>HERCULUX for Institutional High Abuse Lamp: CFL, HID</p>
<p>HERCULUX</p> <p>6"x12" Eyelid - Low Profile (Quick Ship) H612EL-QS</p>  <p>HERCULUX for Institutional High Abuse Lamp: CFL, Incandescent</p>	<p>HERCULUX</p> <p>6"x12" Eyelid - Medium Profile (Quick Ship) H612EM-QS</p>  <p>HERCULUX for Institutional High Abuse Lamp: CFL, Incandescent</p>	<p>HERCULUX</p> <p>6"x12" Full Lens - Deep Profile (Quick Ship) H612FD-QS</p>  <p>HERCULUX for Institutional High Abuse Lamp: CFL, HID</p>	<p>HERCULUX</p> <p>6"x12" Full Lens - Low Profile (Quick Ship) H612FL-QS</p>  <p>HERCULUX for Institutional High Abuse Lamp: CFL, Incandescent</p>
<p>HERCULUX</p> <p>6"x12" Full Lens - Medium Profile (Quick Ship) H612FM-QS</p>  <p>HERCULUX for Institutional High Abuse Lamp: CFL, Incandescent</p>	<p>HERCULUX</p> <p>6"x9" Eyelid - Deep Profile (Quick Ship) H69ED-QS</p>  <p>HERCULUX for Institutional High Abuse Lamp: CFL, HID</p>	<p>HERCULUX</p> <p>6"x9" Eyelid - Low Profile (Quick Ship) H69EL-QS</p>  <p>HERCULUX for Institutional High Abuse Lamp: CFL, Incandescent</p>	<p>HERCULUX</p> <p>6"x9" Eyelid - Medium Profile (Quick Ship) H69EM-QS</p>  <p>HERCULUX for Institutional High Abuse Lamp: CFL, Incandescent</p>

<p>HERCULUX</p> <p>6"x9" Full Lens - Deep Profile (Quick Ship) <u>H69FD-QS</u></p>  <p>HERCULUX for Institutional High Abuse Lamp: CFL, HID</p>	<p>HERCULUX</p> <p>6"x9" Full Lens - Low Profile (Quick Ship) <u>H69FL-QS</u></p>  <p>HERCULUX for Institutional High Abuse Lamp: CFL, Incandescent</p>	<p>HERCULUX</p> <p>8"x9" Full Lens - Medium Profile (Quick Ship) <u>H69FM-QS</u></p>  <p>HERCULUX for Institutional High Abuse Lamp: CFL, Incandescent</p>	<p>HERCULUX</p> <p>9"x9" Eyelid - Deep Profile (Quick Ship) <u>H99ED-QS</u></p>  <p>HERCULUX for Institutional High Abuse Lamp: CFL, HID</p>
<p>HERCULUX</p> <p>9"x9" Eyelid -Medium Profile (Quick Ship) <u>H99EM-QS</u></p>  <p>HERCULUX for Institutional High Abuse Lamp: CFL, Incandescent</p>	<p>HERCULUX</p> <p>9"x9" Full Lens - Deep Profile (Quick Ship) <u>H99FD-QS</u></p>  <p>HERCULUX for Institutional High Abuse Lamp: CFL, HID</p>	<p>HERCULUX</p> <p>9"x9" Full Lens - Low Profile (Quick Ship) <u>H99FL-QS</u></p>  <p>HERCULUX for Institutional High Abuse Lamp: CFL, Incandescent</p>	<p>HERCULUX</p> <p>9"x9" Full Lens - Medium Profile (Quick Ship) <u>H99FM-QS</u></p>  <p>HERCULUX for Institutional High Abuse Lamp: CFL, Incandescent</p>
<p>HERCULUX</p> <p>9"x9" Semi-Shade Visor - Medium Profile (Quick Ship) <u>H99SM-QS</u></p>  <p>HERCULUX for Institutional High Abuse Lamp: CFL, Incandescent</p>	<p>MILLENIUM STRETCH</p> <p>12"W Linear Architectural High Abuse (Quick Ship) <u>MLHA12-QS</u></p>  <p>MILLENIUM STRETCH Lamp: LED, Linear Fluorescent</p>	<p>MILLENIUM STRETCH</p> <p>5"W Linear Architectural High Abuse (Quick Ship) <u>MLHA5-QS</u></p>  <p>MILLENIUM STRETCH Lamp: LED</p>	<p>MILLENIUM STRETCH</p> <p>8"W Linear Architectural High Abuse (Quick Ship) <u>MLHA8-QS</u></p>  <p>MILLENIUM STRETCH Lamp: LED, Linear Fluorescent</p>
<p>MILLENIUM STRETCH</p> <p>12"W Linear Architectural Rough Service (Quick Ship) <u>MLRS12-QS</u></p>  <p>MILLENIUM STRETCH Lamp: Linear Fluorescent</p>	<p>MILLENIUM STRETCH</p> <p>8"W Linear Architectural Rough Service (Quick Ship) <u>MLRS8-QS</u></p>  <p>MILLENIUM STRETCH Lamp: Linear Fluorescent</p>	<p>MILLENIUM OVALS</p> <p>9"x13" Oval w/Eyelid - Deep Profile (Quick Ship) <u>MO13ED-QS</u></p>  <p>MILLENIUM Ovals for Architectural High Abuse Lamp: CFL, HID</p>	<p>MILLENIUM OVALS</p> <p>9"x13" Oval w/Eyelid - Low Profile (Quick Ship) <u>MO13EL-QS</u></p>  <p>MILLENIUM Ovals for Architectural High Abuse Lamp: CFL</p>

MILLENNIUM OVALS

9"x13" Oval w/Full Lens - Deep Profile (Quick Ship)
MO13FD-QS



Millenium Ovals for Architectural High Abuse

Lamp: CFL, HID

MILLENNIUM OVALS

9"x13" Oval w/Full Lens- Low Profile (Quick Ship)
MO13FL-QS



Millenium Ovals for Architectural High Abuse

Lamp: CFL

MILLENNIUM OVALS

13"x9" Horizontal Oval w/Eyelid - Deep Profile (Quick Ship)
MO13HD-QS



Millenium Ovals for Architectural High Abuse

Lamp: CFL, HID

MILLENNIUM OVALS

13"x9" Horizontal Oval w/Eyelid - Low Profile (Quick Ship)
MO13HL-QS



Millenium Ovals for Architectural High Abuse

Lamp: CFL

MILLENNIUM ROUNDS

13" Dia. Round w/Eyelid- Deep Profile (Quick Ship)
MR13ED-QS



Millenium Rounds

Lamp: CFL, HID

MILLENNIUM ROUNDS

13" Dia. Round w/Eyelid- Low Profile (Quick Ship)
MR13EL-QS



Millenium Rounds

Lamp: CFL

MILLENNIUM ROUNDS

13" Dia. Round w/Full Lens- Deep Profile (Quick Ship)
MR13FD-QS



Millenium Rounds

Lamp: CFL, HID

MILLENNIUM ROUNDS

13" Dia. Round w/Full Lens- Low Profile (Quick Ship)
MR13FL-QS



Millenium Rounds

Lamp: CFL

MILLENNIUM ROUNDS

17" Dia. Round w/Eyelid- Deep Profile (Quick Ship)
MR17ED-QS



Millenium Rounds

Lamp: CFL, HID

MILLENNIUM ROUNDS

17" Dia. Round w/Eyelid- Low Profile (Quick Ship)
MR17EL-QS



Millenium Rounds

Lamp: CFL, HID

MILLENNIUM ROUNDS

17" Dia. Round w/Full Lens- Deep Profile (Quick Ship)
MR17FD-QS



Millenium Rounds

Lamp: CFL, HID

MILLENNIUM ROUNDS

17" Dia. Round w/Full Lens- Low Profile (Quick Ship)
MR17FL-QS



Millenium Rounds

Lamp: CFL, HID

MILLENNIUM ROUNDS

17" Dia. Round w/Forward Throw Optics (Quick Ship)
MR17NP-QS



Millenium Rounds

Lamp: HID

MILLENNIUM ROUNDS

17" Dia. Round w/Lateral Throw Optics (Quick Ship)
MR17WP-QS



Millenium Rounds

Lamp: HID

NOVA II

10"x48" Wraparound w/Injection Molded Lens (Quick Ship)
N1048-QS



Nova II for Institutional High Abuse

Lamp: Linear Fluorescent
















NOVA I

5"x48" Wraparound w/Injection Molded Lens (Quick Ship)
N548-QS



Nova I for Institutional High Abuse

Lamp: Linear Fluorescent

<p>MIGHTY MAC</p> <p>9"W Corner Mount - Clamshell (Quick Ship) <u>XCC-QS</u></p>  <p>Mighty Mac</p> <p>Lamp: Linear Fluorescent</p>	<p>SIMPLESEAL</p> <p>2'x4' Rec Flange Overlapping Doorframe (Quick Ship) <u>XCSEFO24-QS</u></p>  <p>SimpleSeal</p> <p>Lamp: Linear Fluorescent</p>	<p>SIMPLESEAL</p> <p>2'x4' Recessed Grid Overlapping Doorframe (Quick Ship) <u>XCSEGO24-QS</u></p>  <p>SimpleSeal</p> <p>Lamp: Linear Fluorescent</p>	<p>SIMPLESEAL</p> <p>1'x4' Recessed Flange Inset Doorframe (Quick Ship) <u>XESEFI14-QS</u></p>  <p>SimpleSeal</p> <p>Lamp: Linear Fluorescent</p>
<p>SIMPLESEAL</p> <p>2'x4' Recessed Flange Inset Doorframe (Quick Ship) <u>XESEFI24-QS</u></p>  <p>SimpleSeal</p> <p>Lamp: Linear Fluorescent</p>	<p>SIMPLESEAL</p> <p>1'x4' Recessed Grid Inset Doorframe (Quick Ship) <u>XESEGI14-QS</u></p>  <p>SimpleSeal</p> <p>Lamp: Linear Fluorescent</p>	<p>SIMPLESEAL</p> <p>2'x4' Recessed Grid Inset Doorframe (Quick Ship) <u>XESEGI24-QS</u></p>  <p>SimpleSeal</p> <p>Lamp: Linear Fluorescent</p>	<p>SIMPLESEAL</p> <p>2'x4' Surface Mount Inset Doorframe (Quick Ship) <u>XESESI24-QS</u></p>  <p>SimpleSeal</p> <p>Lamp: Linear Fluorescent</p>
<p>MEDMASTER DOWNLIGHTS</p> <p>6" Flush Lens Downlight - LED (Quick Ship) <u>XMRID6VL2-QS</u></p>  <p>LED</p> <p>MedMaster Downlights for MRI/Imaging Suites (Flush Lens)</p> <p>Lamp: LED</p>	<p>MIGHTY MAC</p> <p>12"W Recessed Flange (Quick Ship) <u>XRCA-QS</u></p>  <p>Mighty Mac</p> <p>Lamp: Linear Fluorescent</p>	<p>MIGHTY MAC</p> <p>24"W Recessed Flange (Quick Ship) <u>XRCD-QS</u></p>  <p>Mighty Mac</p> <p>Lamp: Linear Fluorescent</p>	<p>MIGHTY MAC</p> <p>12" Surface Ceiling Mount - Doorframe (Quick Ship) <u>XSDA-QS</u></p>  <p>Mighty Mac</p> <p>Lamp: Linear Fluorescent</p>
<p>MIGHTY MAC</p> <p>12" Slope-Sided Surface Mount - Clamshell (Quick Ship) <u>XSSA-QS</u></p>  <p>Mighty Mac</p> <p>Lamp: Linear Fluorescent</p>	<p>MIGHTY MAC</p> <p>24" Slope-Sided Surface Mount - Clamshell (Quick Ship) <u>XSSD-QS</u></p>  <p>Mighty Mac</p> <p>Lamp: Linear Fluorescent</p>	<p>MIGHTY MAC</p> <p>7"W Two Aperture Wall Mount - Clamshell (Quick Ship) <u>XWCU-QS</u></p>  <p>Mighty Mac</p> <p>Lamp: Linear Fluorescent</p>	



Gazelle Express Program

LED and CFL LIGHTING

LM-80 Qualified LEDs • LM-79 Certified LED Photometry



Kirlin Quality Recessed Luminaires
Ship Complete within 72 Hours




KIRLIN Gazelle Express

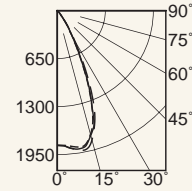
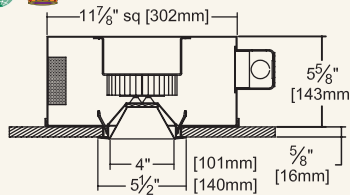
SHIPMENT WITHIN 72 HOURS!

4" LED
Round
Downlight

GRR-04002 Type IC



1221 delivered lumens. 62 LPW. Up to 90,000 hour life. 3500°K.



Cone of Light*

Dist.	FC	Dia.
6	50.7	5.0
8	28.5	6.6
10	18.2	8.3
12	12.7	10.0
14	9.3	11.6
16	7.1	13.3

SC 0.8

EFFICIENCY: 86.0%
Option -SPT: 94.2%
Option -NFL: 88.1%

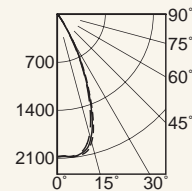
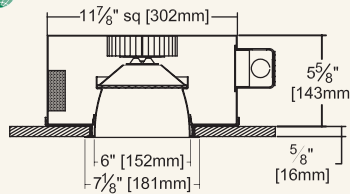
0.4 SC: Add Option -SPT
0.5 SC: Add Option -NFL
~1.0 SC: Add Option -WFL

6" LED
Round
Downlight

GRR-06003 Type IC



1275 delivered lumens. 59 LPW. Up to 90,000 hour life. 3500°K.



Cone of Light*

Dist.	FC	Dia.
6	57.7	4.7
8	32.4	6.2
10	20.8	7.8
12	14.4	9.4
14	10.6	10.9
16	8.1	12.5

SC 0.8

EFFICIENCY: 89.9%
Option -NFL: 90.1%

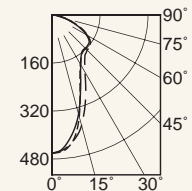
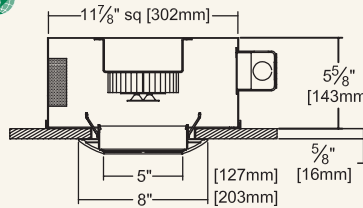
0.5 SC: Add Option -NFL
~1.0 SC: Add Option -WFL

5" LED
Lensed
Shower
Light

GRR-05010 Type IC



799 delivered lumens. 39 LPW. Electrically non-conducting "Dead Front" trim. Up to 90,000 hour life. 3500°K.



Cone of Light*

Dist.	FC	Dia.
6	12.8	4.6
8	7.2	6.2
10	4.6	7.7
12	3.2	9.3
14	2.4	10.8
16	1.8	12.4

SC 0.7

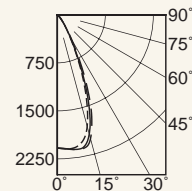
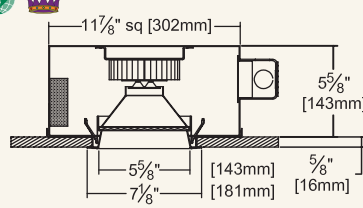
EFFICIENCY: 56.3%

6" LED
Lensed
Downlight

GRR-06019 Type IC



1348 delivered lumens. 64 LPW. Flare trim, regressed lens. Up to 90,000 hour life. 3500°K.



Cone of Light*

Dist.	FC	Dia.
6	57.8	4.7
8	32.5	6.2
10	20.8	7.8
12	14.5	9.3
14	10.6	10.9
16	8.1	12.4

SC 0.8

EFFICIENCY: 95.0%
Option -NFL: 94.7%

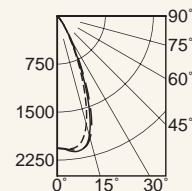
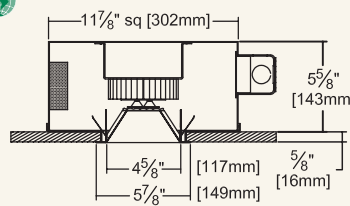
0.4 SC: Add Option -NFL
~1.0 SC: Add Option -WFL

4" LED
Square
Downlight

GRS-04042 Type IC



1270 delivered lumens. 61 LPW. Up to 90,000 hour life. 3500°K.



Cone of Light*

Dist.	FC	Dia.
6	57.4	4.6
8	32.3	6.2
10	20.7	7.7
12	14.3	9.3
14	10.5	10.8
16	8.1	12.4

SC 0.8

EFFICIENCY: 89.5%
Option -SPT: 92.5%
Option -NFL: 92.2%

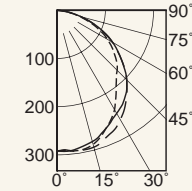
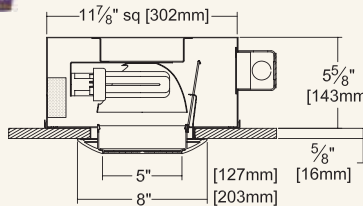
0.3 SC: Add Option -SPT
0.4 SC: Add Option -NFL
~1.0 SC: Add Option -WFL

5" CFL
Lensed
Shower
Light

GRR-05032 Type IC



Electrically non-conducting "Dead Front", shower light (32W max.)



Cone of Light*

Dist.	FC	Dia.
6	8.1	7.0
8	4.6	9.4
10	2.9	11.7
12	2.0	14.0
14	1.5	16.4
16	1.1	18.7

--- 0° SC 1.2
--- 90° SC 1.3
--- 180° SC 1.3

EFFICIENCY: 34.6%

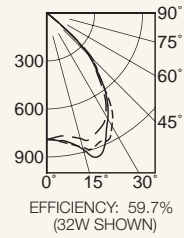
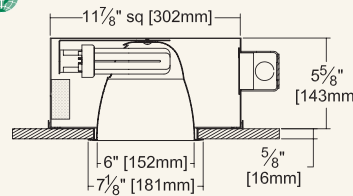


6" CFL
Open
Downlight:
Single
Reflector

GRR-06006 Type IC



6" aperture,
single reflector,
multi-wattage,
dual voltage
(42W max.)



Cone of Light*		
Dist.	FC	Dia.
6	22.0	8.1
8	12.4	10.8
10	7.9	13.4
12	5.5	16.1
14	4.0	18.8
16	3.1	21.5

--- 0° SC 1.4
--- 90° SC 1.3
--- 180° SC 1.3

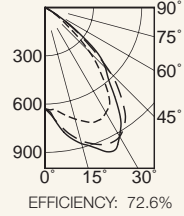
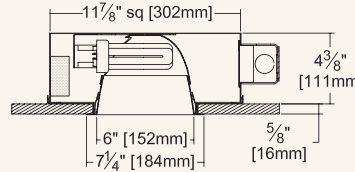
EFFICIENCY: 59.7%
(32W SHOWN)

6" CFL
Open
Downlight:
Shallow

GRR-06013 Type IC



Dual reflector,
73% efficiency,
shallow
4-3/8" depth
(32W max.)



Cone of Light*		
Dist.	FC	Dia.
6	17.5	9.3
8	9.8	12.3
10	6.3	15.4
12	4.4	18.5
14	3.2	21.6
16	2.5	24.7

--- 0° SC 1.5
--- 90° SC 1.6
--- 180° SC 1.7

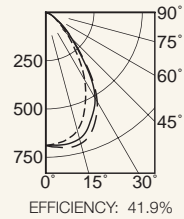
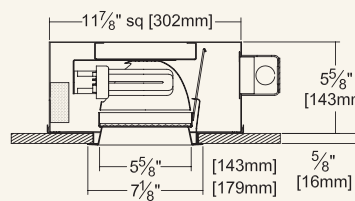
EFFICIENCY: 72.6%

6" CFL
Lensed
Downlight

GRR-06036 Type IC



Regressed
tempered
prismatic lens,
uniform
distribution
(32W max.)



Cone of Light*		
Dist.	FC	Dia.
6	19.1	6.2
8	10.8	8.3
10	6.9	10.4
12	4.8	12.5
14	3.5	14.5
16	2.7	16.6

--- 0° SC 1.0
--- 90° SC 1.1
--- 180° SC 1.2

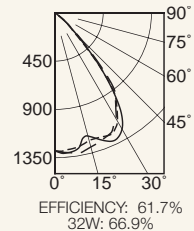
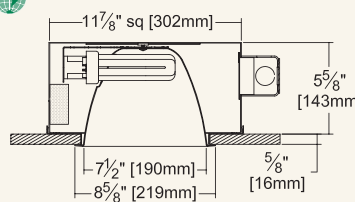
EFFICIENCY: 41.9%

7" CFL
Open
Downlight

GRR-07007 Type IC



Single reflector,
62% efficiency,
exceptional
cut-off
(42W max.)



Cone of Light*		
Dist.	FC	Dia.
6	35.7	7.9
8	20.1	10.5
10	12.9	13.1
12	8.9	15.7
14	6.6	18.4
16	5.0	21.0

--- 0° SC 1.3
--- 90° SC 1.3
--- 180° SC 1.3

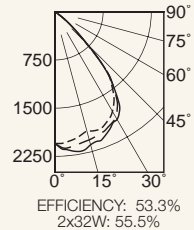
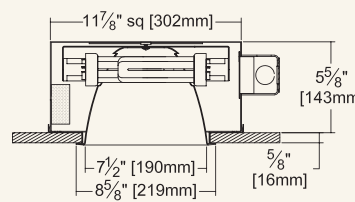
EFFICIENCY: 61.7%
32W: 66.9%

7" CFL
Open
Downlight:
High
Output

GRR-07009



Two lamp, high
lumen output,
single reflector,
53% efficiency
(2x42W max.)



Cone of Light*		
Dist.	FC	Dia.
6	56.9	7.9
8	32.0	10.6
10	20.5	13.2
12	14.2	15.9
14	10.5	18.5
16	8.0	21.1

--- 0° SC 1.3
--- 45° SC 1.3
--- 90° SC 1.3

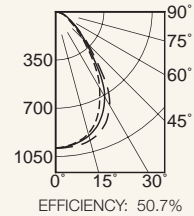
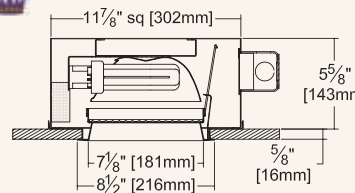
EFFICIENCY: 53.3%
2x32W: 55.5%

7" CFL
Lensed
Downlight

GRR-07037 Type IC



Regressed
tempered
prismatic lens,
low brightness
(42W max.)



Cone of Light*		
Dist.	FC	Dia.
6	27.4	6.7
8	15.4	8.9
10	9.9	11.1
12	6.9	13.3
14	5.0	15.5
16	3.9	17.7

--- 0° SC 1.0
--- 90° SC 1.1
--- 180° SC 1.2

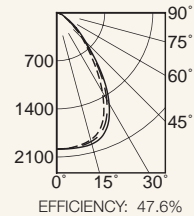
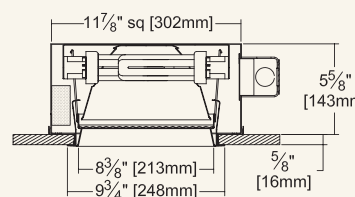
EFFICIENCY: 50.7%

8" CFL
Lensed
Downlight:
High
Output

GRR-08039



Two lamp, high
lumen output
regressed
tempered
prismatic lens
(2x42W max.)



Cone of Light*		
Dist.	FC	Dia.
6	55.2	6.4
8	31.0	8.5
10	19.9	10.6
12	13.8	12.8
14	10.1	14.9
16	7.8	17.0

--- 0° SC 1.1
--- 45° SC 1.2
--- 90° SC 1.2

EFFICIENCY: 47.6%

Gazelle Express

Program Details

- 13 specification quality, shallow depth, energy efficient LED and CFL luminaires. Available Options are listed below.
- Orders received by 10:00 AM (Eastern time) ship by 5:00 pm within 72 hours.
- Fixtures ship complete. Freight allowed: Over \$7000.
- All LED luminaires standard with 0-10V dimming, multi-voltage (120-277V) and 3500°K (see below for optional 30K or 41K).
- All compact fluorescent products standard with multi-wattage and multi-voltage (120-277V) ballast.
- U.L. Listed: Wet Locations (LED)
Wet, Damp, Dry Locations, Covered Ceilings (CFL)
- Contact “customerservice@kirlinlighting.com” or 313-259-6400 ext. 308 if greater than 50 units per Type are desired.

Options offered for LED luminaires:

- 45 Gasket between trim flange and ceiling
- 46 Gasket between lens and trim
- EI Remote emergency inverter for 100% rated lumen output; 120 or 277V, 60 Hz input; specify voltage
- NFL Narrow flood distribution for GRR-04002 (0.5 SC), GRR-06003 (0.5 SC), GRR-06019 (0.4 SC) or GRS-04042 (0.4 SC)
- SPT Spot distribution for GRR-04002 (0.4 SC) or GRS-04042 (0.3 SC)
- WFL Wide flood distribution for GRR-04002, GRR-06003, GRR-06019 or GRS-04042 (~1.0 SC)
- 30K 3000°K color temperature instead of 3500°K
- 41K 4100°K color temperature instead of 3500°K

Options offered for CFL luminaires:

- 39 Dimming ballast - Lutron EcoSystem 5% (120-277V)
- 45 Gasket between trim flange and ceiling
- 46 Gasket between lens and trim
- 73 Internal one lamp EM ballast: specify voltage

Please consult www.kirlinlighting.com for the most current and complete luminaire and Gazelle Express Program information



lighting since 1895

THE KIRLIN COMPANY

3401 East Jefferson Avenue • Detroit, MI 48207-4232
www.kirlinlighting.com • 313-259-6400 • FAX 313-259-3121



ArcForm LED



Achieva



Centris



Chopstick



In-Cove II



Pique



PureFX



PureFX LED



Vectra LED



Verge



Voice



Voice



Voice



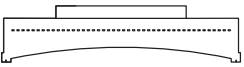
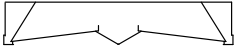
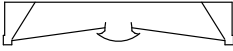
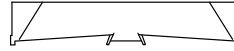
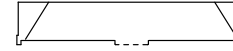



When you request Quickship, Philips Ledalite can produce and ship your order in just 10 working days from receipt of order. Upon request we can also pre-ship **mounting** on QuickShip products within 72 hours. See page 3 for more info. Ask your local Philips Ledalite representative for details.



Recessed Product Overview

Note - Some options listed as N/A may be available with standard lead times, please consult factory for details.

Standalone configurations only.	ArcForm (36)	Pique (91)		PureFX (94)		Vectra (97)		Voice (98)		Shine (33)	
Options											
Size	2' x 2'	2' x 2'	2' x 4'	2' x 2'	2' x 4'	2' x 2'	2' x 4'	2' x 2'	2' x 4'	2' x 2'	2' x 4'
Version	DI	DI	DI	DI	DI	DI	DI	DI	DI	DI	DI
Light Source											
LED 3500K 3600 lm	Yes	Yes	N/A	Yes	N/A	Yes	N/A	Yes	N/A	N/A	N/A
LED 3500K 4400 lm	Yes	Yes	N/A	Yes	N/A	Yes	N/A	Yes	N/A	N/A	N/A
T5	N/A	2 or 3	2 or 3	2 or 3	2 or 3	2 or 3	2 or 3	2 or 3	2 or 3	2 or 3	2 or 3
T5HO	N/A	N/A	1 or 2	N/A	1 or 2	N/A	1 or 2	N/A	1 or 2	N/A	1 or 2
T8	N/A	2 or 3	2 or 3	2 or 3	2 or 3	2 or 3	2 or 3	2 or 3	2 or 3	2 or 3	2 or 3
TT5 (25W, 40W, 55W)	N/A	1 or 2	N/A	1 or 2	N/A	1 or 2	N/A	1 or 2	N/A	1 or 2	N/A
Wiring Configuration											
1cct	Yes	Yes	Yes	Yes	Yes	Yes	Yes	Yes	Yes	Yes	Yes
1cct w/ Battery Pack*	N/A	Yes	Yes	Yes	Yes	Yes	Yes	Yes	Yes	Yes	Yes
1cct Dimming (120V/277V)*	N/A	Yes	Yes	Yes	Yes	Yes	Yes	Yes	Yes	Yes	Yes
2cct	N/A	Yes	Yes	Yes	Yes	Yes	Yes	Yes	Yes	Yes	Yes
2cct w/ Battery Pack*	N/A	Yes	Yes	Yes	Yes	Yes	Yes	Yes	Yes	Yes	Yes
Specialty Ballasts/Drivers											
347V T8 32W (non dimming)	N/A	N/A	Yes	N/A	Yes	N/A	Yes	N/A	Yes	N/A	Yes
347V T5HO 54W (non dimming)	N/A	N/A	Yes	N/A	Yes	N/A	Yes	N/A	Yes	N/A	Yes
347V TT5 55W (non dimming)	N/A	Yes	N/A	Yes	N/A	Yes	N/A	Yes	N/A	Yes	N/A
Housing											
Standard 22ga.	Yes	Yes	Yes	Yes	Yes	Yes	Yes	Yes	Yes	Yes	Yes
Pre-Installed 6' Flex Whips	Yes	Yes	Yes	Yes	Yes	Yes	Yes	Yes	Yes	Yes	Yes

* Full range dimming and battery pack options currently available in 2'x2' fluorescent sizes only.

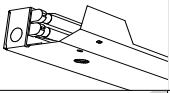
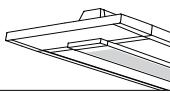
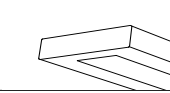
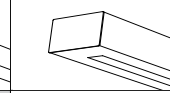
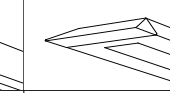
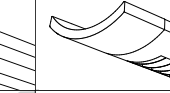
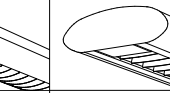


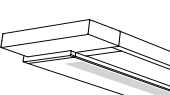

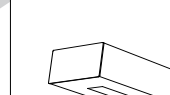




NOTES: 1. Please consult factory for T5 / T5HO availability. Availability is based on factory default lamp, ballast and battery pack options.

2. Response Daylight Harvesting Sensors are not available on QuickShip.

3. Due to continuing product improvements, Philips Ledalite reserves the right to change specifications without notice. Please consult factory for more details.

When you request Quickship, Philips Ledalite can produce and ship your order in just 10 working days from receipt of order. Upon request we can also pre-ship **mounting** on QuickShip products within 72 hours. See page 3 for more info. Ask your local Philips Ledalite representative for details.

Suspended / Wall / Cove Product Overview

	In-Cove II (38)	Voice (73)	Sync (74)	Chopstick (75)	Verge (76)	Sona (77)	Achieva (88)	Centris (95)
Suspended / Surface								
Wall								
Distribution	Asymmetric	Direct/Indirect	Direct/Indirect	Direct/Indirect	Direct/Indirect	D/I White Louver D/I Semi-Spec Louv. Semi-Ind. Round Perf	D/I White Louver D/I Semi-Spec Louv.	Indirect Semi-Ind. Round Perf D/I Round Perf
Color	White	White	White	White	White	White	White	White
Lamping								
T5	1 or 2	1, 2 or 3	2	1,2 or 3	2	1,2 or 3	N/A	N/A
T5HO	1 or 2	1 or 2	2	1,2 or 3	2	1,2 or 3	1,2 or 3	1,2,3 or 4
T8	1 or 2	1, 2 or 3	2 (non-dimming)	N/A	2 (non-dimming)	1,2 or 3	1, 2 or 3	1,2,3 or 4
Wiring Configuration								
1 cct	Available	Available	Available	Available	Available	Available	Available	Available
2cct	Available	Available	Available	Available	Available	Available	Available	Available
1 cct w/ Emergency cct	Available	Available	Available	Available	Available	Available	Available	Available
1 cct w/ Battery Pack*	Available	Available	Available	Available	Available	Available	Available	Available
2cct w/ Emergency cct	Available	Available	Available	Available	Available	Available	Available	Available
2cct w/ Battery Pack*	Available	Available	Available	Available	Available	Available	Available	Available
1 cct Dimming (120V/ 277V)*	Available	Available	T5HO/T5 only	T5HO/T5 only	T5HO/T5 only	Available	Available	Available
Specialty Ballasts								
347VT8 32W (non dim)	Available	Available	N/A	N/A	N/A	Available	Available	Available
347VT5HO 54W (non dim)	Available	Available	Available	Available	Available	Available	Available	Available

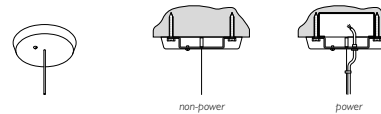
*Note: Please consult factory for T5 / T5HO availability. Availability is based on factory default lamp, ballast and battery pack options. Due to continuing product improvements, Philips Ledalite reserves the right to change specifications without notice. Please consult factory for more details.

Non-accessible Ceilings

A1 0°–15° slope

Designed for flat or gently sloping non-accessible ceilings (0°–15° slope) where the electrical box is pre-installed either surface mounted or recessed in the ceiling. System conceals mounting hardware to provide a clean, finished look.

- Mountable on 0°–15° sloped ceiling
- Stranded aircraft cable with full vertical adjustment at fixture
- 4" octagonal box (supplied by others)
- Canopy is 5-1/4" diameter x 3/4" high for power and non-power mounts
- Optional cover ring available for surface mounted power (not shown)



Quantity

Maximum 250 mounts

Suspension Length

24"

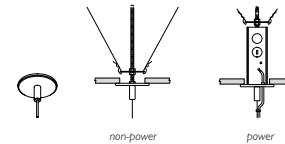
48"

T-bar Ceilings

A2 Fixed position mount (standard tee, slot tee, tegular tile)

Uses fixed placement of 1/4"–20 threaded rod (supplied by others) and integral electrical box (supplied by Ledalite) to work with all T-bar ceiling types.

- Stranded aircraft cable with full vertical adjustment at fixture
- Integral electrical box (supplied by Ledalite)
- Canopy is 3" diameter x 7/32" high for power and non-power mounts
- Tile cut-out is 2-1/2" diameter for power or 3/4" diameter for non-power
- 1/4"–20 threaded rod (supplied by others)



Power Cord Options

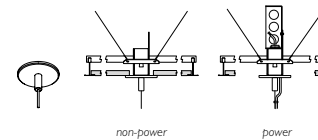
4 Wire

5 Wire

A5 Variable position mount (standard tee, standard tile*)

Variable position mount allows flexible placement of luminaires in the tile. Good for products with off-grid mounts or spaces where ducting and/or other structural barriers require mounting flexibility. *Note: Consult factory for non-standard ceiling types and tiles.

- Aligned by T-bar on 2' spacing and secured to structure
- Adjusts to both 1" and 1-1/2" high T-bar ceiling types
- Stranded aircraft cable with full vertical adjustment at fixture
- 4" square box (supplied by others)
- Canopy is 3" diameter x 7/32" high for power and non-power mounts
- Tile cut-out is 2-1/2" diameter for power and non-power mounts



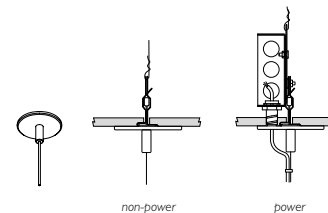
A6-1 On-grid mount (standard 15/16")

A6-2 On-grid mount (standard 9/16")

A6-3 On-grid mount (slot 9/16" x 5/16")

On-grid mounting system clips directly to tee in either orientation. Quick and simple to install.

- Supported by T-bar and secured to structure
- Stranded aircraft cable with full vertical adjustment at fixture
- 4" square box (supplied by others)
- Canopy is 3-3/4" diameter x 7/32" high for power and non-power mounts
- 65 lbs maximum static load



Note: Supports T-bar (15/16" and 9/16") and Slot T-bar (9/16" x 5/16") ceiling types. Compatible with Ledalite fixtures that provide 4', 8' or 12' mount spacing. To meet seismic requirements, additional tie-offs may be required. Consult local codes.

INDOOR LED



S222 LED
Low Profile
Recessed
Wall Washer



S305 LED
Concealed Cove
or Slot Mounted



S205 LED
Recessed with
Hood Wall
Washer



S206 LED
Recessed/
Adjustable
Wall Washer



S122 LED
Ceiling
Mounted
Wall Washer



S132 LED
Pendant or
Cantilever
Wall Washer



INDOOR T5/T5HO Linear Fluorescent



F144 T5/T5HO
Ceiling Mounted
Wall Washer



F124 T5/T5HO
Surface Pendant
Cantilever Mounted
Wall Washer
or Uplight



F305 T5/T5HO
Concealed Cove
or Slot Mounted



OUTDOOR LED



S170 LED
Surface Mount
Flood, Sign and
Facade Lighting



S171 LED
Pendant or
Cantilever Sign
and Facade
Lighting



F164 T5/T5HO
Pendant/Cantilever
Sign and Facade
Lighting



OUTDOOR Metal Halide



M159 Ceramic
Metal Halide
Surface Mount
Flood, Sign and
Facade Lighting



M452 Small
Metal Halide
Surface Mount
Flood, Sign and
Facade Lighting



M454 Large
Metal Halide
Surface Mount
Flood, Sign and
Facade Lighting



THE LIGHTING QUOTIENT™

Lead Times: Products shipped in 10 working days or less from receipt of accepted Purchase Order. No custom orders.

Pricing: Special reduced pricing applies to all Quickship products (lamps included).

Quantities: 25 units or less (over 25 units, consult factory).

Colors: Indoor and Outdoor products available in all standard colors.

LED Indoor

S122 - small indoor, ceiling mounted wall washer, external yoke/canopy mounted, semigloss white, 700mA,3000K/80+ CRI



S122-0700-E-02-M-00-Q-30-TE	no visor, GE/LighTech ELV dim
S122-0700-E-02-T-00-Q-30-M7	no visor, Advance Xitanium 0-10V dim 120V only
S122-0700-E-02-M-V0-Q-30-TE	cutoff visor, GE/LighTech ELV dim
S122-0700-E-02-T-V0-Q-30-M7	cutoff visor, Advance Xitanium 0-10V dim 120V only

S132 - 4ft small indoor pendant or cantilever wall washer, integral driver, for cantilevers, semigloss white, 700 mA, 3000K/80+ CRI



S132-K424-X-02-M-00-Q-30-TE	24 LEDs, GE/LighTech ELV dim
S132-K424-X-02-T-00-Q-30-M7	24 LEDs, Advance Xitanium 0-10V dim 120V only
S132-K442-X-02-M-00-Q-30-TE	42 LEDs, GE/LighTech ELV dim
S132-K442-X-02-T-00-Q-30-M7	42 LEDs, Advance Xitanium 0-10V dim 120V only

Order cantilever hangers separately:

HSC-02-18-Q	18" hanger, wall plate, semigloss white, intermediate
HSD-02-18-Q	18" hanger, wall plate, semigloss white, end

For individually mounted luminaires, order two end hangers for each reflector.
 For a continuous row, order two end hangers. To determine the quantity of intermediate hangers, total the number of reflectors in the row and subtract one. Example: A row of five reflectors requires two end hangers and four intermediate hangers.

S205 - small semi-recessed wall washer with hood, integral driver, overlapping trim, semigloss white, 700mA, 3000K/80+ CRI



S205-0700-T-02-M-00-Q-30-TE	GE/LighTech ELV dim
S205-0700-T-02-T-00-Q-30-M7	Advance Xitanium 0-10V dim 120V only

S206 - small semi-recessed adjustable wall washer, integral driver, overlapping trim, semigloss white, 700mA, 3000K/80+ CRI



S206-0700-T-02-M-00-Q-30-TE	no visor, LighTech dim
S206-0700-T-02-T-00-Q-30-M7	no visor, Advance Xitanium 0-10V dim 120V only
S206-0700-T-02-M-V0-Q-30-TE	cutoff visor, LighTech dim
S206-0700-T-02-T-V0-Q-30-M7	cutoff visor, Advance Xitanium 0-10V dim 120V only



THE LIGHTING **QUOTIENT**

Lead Times: Products shipped in 10 working days or less from receipt of accepted Purchase Order. No custom orders.

Pricing: Special reduced pricing applies to all Quickship products (lamps included).

Quantities: 25 units or less (over 25 units, consult factory).

Colors: Indoor and Outdoor products available in all standard colors.

LED Indoor cont'd

S222 - low profile semi-recessed 6" x 8" wall washer, integral driver, 700mA, 3000K/80+ CRI



S222-K007-T-□□-M-00-Q-30-TE
 S222-K007-L-□□-M-00-Q-30-TE
 S222-K007-P-□□-M-00-Q-30-TE

overlap/gypsum board, GE/LighTech ELV dim
 overlap/accessible, GE/LighTech ELV dim
 trimless/gypsum board, GE/LighTech ELV dim

S222-K007-T-□□-T-00-Q-30-M7

overlap/gypsum board, Advance Xitanium 0-10V dim
 120V only

S222-K007-L-□□-T-00-Q-30-M7

overlap/accessible, Advance Xitanium 0-10V dim
 120V only

S222-K007-P-□□-T-00-Q-30-M7

trimless/gypsum board, Advance Xitanium 0-10V dim
 120V only

□□ = 02 semi gloss white, 22 matte white

S305 - small concealed cove, sidearms with mounting tabs, integral GE/LighTech ELV dimming driver, 700mA, 3000K/80+ CRI

**2010
 BEST IN CLASS**



S305-R03K-S-00-M-00-Q-30-TE
 S305-R04K-S-00-M-00-Q-30-TE

3ft luminaire
 4ft luminaire



THE LIGHTING **QUOTIENT**

Lead Times: Products shipped in 10 working days or less from receipt of accepted Purchase Order. No custom orders.


Pricing: Special reduced pricing applies to all Quickship products (lamps included).

Quantities: 25 units or less (over 25 units, consult factory).

Colors: Indoor and Outdoor products available in all standard colors.

Fluorescent Indoor

F124 - T5/T5HO surface, pendant, cantilever wall washer, medium linear fluorescent, smooth surface, integral non-dimming ballast, for surface or cantilever hangers required, semigloss white, 3000K/80+ CRI.



F124-T128-H-02-1-00-Q-30-00	4ft housing, one 28W T5, 120V, no visor
F124-T128-H-02-2-00-Q-30-00	4ft housing, one 28W T5, 277V, no visor
F124-T228-H-02-1-00-Q-30-00	8ft housing, two 28W T5, 120V, no visor
F124-T228-H-02-2-00-Q-30-00	8ft housing, two 28W T5, 277V, no visor
F124-T155-H-02-1-00-Q-30-00	4ft housing, one 54W T5/HO, 120V, no visor
F124-T155-H-02-2-00-Q-30-00	4ft housing, one 54W T5/HO, 277V, no visor
F124-T255-H-02-1-00-Q-30-00	8ft housing, two 54W T5/HO, 120V, no visor
F124-T255-H-02-2-00-Q-30-00	8ft housing, two 54W T5/HO, 277V, no visor
F124-T128-H-02-1-V0-Q-30-00	4ft housing, one 28W T5, 120V, cutoff visor
F124-T128-H-02-2-V0-Q-30-00	4ft housing, one 28W T5, 277V, cutoff visor
F124-T228-H-02-1-V0-Q-30-00	8ft housing, two 28W T5, 120V, cutoff visor
F124-T228-H-02-2-V0-Q-30-00	8ft housing, two 28W T5, 277V, cutoff visor
F124-T155-H-02-1-V0-Q-30-00	4ft housing, one 54W T5/HO, 120V, cutoff visor
F124-T155-H-02-2-V0-Q-30-00	4ft housing, one 54W T5/HO, 277V, cutoff visor
F124-T255-H-02-1-V0-Q-30-00	8ft housing, two 54W T5/HO, 120V, cutoff visor
F124-T255-H-02-2-V0-Q-30-00	8ft housing, two 54W T5/HO, 277V, cutoff visor

Order surface hangers separately (all semigloss white):

HDB-0-02-00-0	surf. hanger end kit, no splice box
HDB-1-02-00-0	surf. hanger end kit, one splice box
HDB-2-02-00-0	surf. hanger end kit, two splice boxes
HDA-0-02-00-0	surf. hanger intermed., no splice box
HDA-1-02-00-0	surf. hanger intermed., one splice box

Order cantilever hangers separately (all semigloss white):

HDD-0-02-12-0	12" cant. hanger end kit, no splice box
HDD-1-02-12-0	12" cant. hanger end kit, one splice box
HDD-2-02-12-0	12" cant. hanger end kit, two splice boxes
HDC-0-02-12-0	12" cant. hanger intermed., no splice box
HDC-1-02-12-0	12" cant. hanger intermed., one splice box
HDD-0-02-18-0	18" cant. hanger end kit, no splice box
HDD-1-02-18-0	18" cant. hanger end kit, one splice box
HDD-2-02-18-0	18" cant. hanger end kit, two splice boxes
HDC-0-02-18-0	18" cant. hanger intermed., no splice box
HDC-1-02-18-0	18" cant. hanger intermed., one splice box
HDD-0-02-24-0	24" cant. hanger end kit, no splice box
HDD-1-02-24-0	24" cant. hanger end kit, one splice box
HDD-2-02-24-0	24" cant. hanger end kit, two splice boxes
HDC-0-02-24-0	24" cant. hanger intermed., no splice box
HDC-1-02-24-0	24" cant. hanger intermed., one splice box

Order one hanger **end kit** for each individually mounted luminaire or each row. For a continuous row, order one **intermediate** hanger for each additional luminaire in the row. Example: one row of four reflectors requires end kit and 3 intermediate hangers. **Note: End kit includes one electrical feed hanger.**



THE LIGHTING QUOTIENT™

Continued on next page

Lead Times: Products shipped in 10 working days or less from receipt of accepted Purchase Order. No custom orders.

Pricing: Special reduced pricing applies to all Quickship products (lamps included).

Quantities: 25 units or less (over 25 units, consult factory).

Colors: Indoor and Outdoor products available in all standard colors.

Fluorescent Indoor cont'd

F144 - xtra small enclosed semi-elliptical linear fluorescent ceiling-mounted wall washer, integral non-dimming ballast, matte white, radiused matte gray baffle, 3000K/80+ CRI.



F144-T128-S-22-1-00-Q-30-00	4ft housing, one 28W T5, 120V
F144-T128-S-22-2-00-Q-30-00	4ft housing, one 28W T5, 277V
F144-T228-S-22-1-00-Q-30-00	8ft housing, two 28W T5, 120V
144-T228-S-22-2-00-Q-30-00	8ft housing, two 28W T5, 277V

F144-T155-S-22-1-00-Q-30-00	4ft housing, one 54W T5/HO, 120V
F144-T155-S-22-2-00-Q-30-00	4ft housing, one 54W T5/HO, 277V
F144-T255-S-22-1-00-Q-30-00	8ft housing, two 54W T5/HO, 120V
F144-T255-S-22-2-00-Q-30-00	8ft housing, two 54W T5/HO, 277V

End plates order separately:

ADE442220 pair, matte white

Order one **end kit** for each individually mounted luminaire or each row.

F305 - xtra small concealed linear fluorescent cove lighting with integral non-dimming ballast, bright reflector/mill finish ballast compartment, sidearms with mounting tabs (wall or ceiling mounting), no options, 3000K/80+CRI.



F305-T121-S-00-1-00-Q-30-00	3ft reflector, one 21W T5, 120V
F305-T121-S-00-2-00-Q-30-00	3ft reflector, one 21W T5, 277V
F305-T128-S-00-1-00-Q-30-00	4ft reflector, one 28W T5, 120V
F305-T128-S-00-2-00-Q-30-00	4ft reflector, one 28W T5, 277V
F305-T221-S-00-1-00-Q-30-00	6ft reflector, two 21W T5, 120V
F305-T221-S-00-2-00-Q-30-00	6ft reflector, two 21W T5, 277V
F305-T228-S-00-1-00-Q-30-00	8ft reflector, two 28W T5, 120V
F305-T228-S-00-2-00-Q-30-00	8ft reflector, two 28W T5, 277V
F305-T139-S-00-1-00-Q-30-00	3ft reflector, one 39W T5/HO, 120V
F305-T139-S-00-2-00-Q-30-00	3ft reflector, one 39W T5/HO, 277V
F305-T155-S-00-1-00-Q-30-00	4ft reflector, one 54W T5/HO, 120V
F305-T155-S-00-2-00-Q-30-00	4ft reflector, one 54W T5/HO, 277V
F305-T239-S-00-1-00-Q-30-00	6ft reflector, two 39W T5/HO, 120V
F305-T239-S-00-2-00-Q-30-00	6ft reflector, two 39W T5/HO, 277V
F305-T255-S-00-1-00-Q-30-00	8ft reflector, two 54W T5/HO, 120V
F305-T255-S-00-2-00-Q-30-00	8ft reflector, two 54W T5/HO, 277V

Continued on next page



THE LIGHTING **QUOTIENT**

Lead Times: Products shipped in 10 working days or less from receipt of accepted Purchase Order. No custom orders.

Pricing: Special reduced pricing applies to all Quickship products (lamps included).

Quantities: 25 units or less (over 25 units, consult factory).

Colors: Indoor and Outdoor products available in all standard colors.

Fluorescent Indoor cont'd

F306 - small concealed linear fluorescent cove lighting with integral non-dimming ballast, bright reflector/mill finish ballast compartment, sidearms with mounting tabs (wall or ceiling mounting), no options, 3000K/80+ CRI.



F306-T121-S-00-1-00-Q-30-00	3ft reflector, one 21W T5, 120V
F306-T121-S-00-2-00-Q-30-00	3ft reflector, one 21W T5, 277V
F306-T128-S-00-1-00-Q-30-00	4ft reflector, one 28W T5, 120V
F306-T128-S-00-2-00-Q-30-00	4ft reflector, one 28W T5, 277V
F306-T221-S-00-1-00-Q-30-00	6ft reflector, two 21W T5, 120V
F306-T221-S-00-2-00-Q-30-00	6ft reflector, two 21W T5, 277V
F306-T228-S-00-1-00-Q-30-00	8ft reflector, two 28W T5, 120V
F306-T228-S-00-2-00-Q-30-00	8ft reflector, two 28W T5, 277V
F306-T139-S-00-1-00-Q-30-00	3ft reflector, one 39W T5/HO, 120V
F306-T139-S-00-2-00-Q-30-00	3ft reflector, one 39W T5/HO, 277V
F306-T155-S-00-1-00-Q-30-00	4ft reflector, one 54W T5/HO, 120V
F306-T155-S-00-2-00-Q-30-00	4ft reflector, one 54W T5/HO, 277V
F306-T239-S-00-1-00-Q-30-00	6ft reflector, two 39W T5/HO, 120V
F306-T239-S-00-2-00-Q-30-00	6ft reflector, two 39W T5/HO, 277V
F306-T255-S-00-1-00-Q-30-00	8ft reflector, two 54W T5/HO, 120V
F306-T255-S-00-2-00-Q-30-00	8ft reflector, two 54W T5/HO, 277V

LED Outdoor

S170 - small smooth outdoor, integral non-dimming driver, uplighting or lighting vertical plane, for accessory cantilever hangers, external yoke with 1/2" NPT nipple (outlet box, cover by others), 700 mA, 3000K/80+ CRI



S170-0700-V-□□-M-00-Q-30-TE	no visor, GE/LighTech driver
S170-0700-V-□□-T-00-Q-30-M7	no visor, Advance Xitanium driver 120V only
S170-0700-V-□□-M-V0-Q-30-TE	cutoff visor, GE/LighTech driver
S170-0700-V-□□-T-V0-Q-30-M7	cutoff visor, Advance Xitanium driver 120V only

□□ = 02 semi gloss white, 06 dark bronze, 07 silver, 08 black, 17 champagne, 18 copper



Continued on next page



THE LIGHTING **QUOTIENT**

Lead Times: Products shipped in 10 working days or less from receipt of accepted Purchase Order. No custom orders.

Pricing: Special reduced pricing applies to all Quickship products (lamps included).

Quantities: 25 units or less (over 25 units, consult factory).

Colors: Indoor and Outdoor products available in all standard colors.

LED Outdoor cont'd

S171 - 4ft small linear outdoor, integral non-dimming driver, uplighting or lighting vertical plane, for cantilever hangers, 700 mA, 3000K/80+ CRI



S171-K424-X-□□-M-00-Q-30-TE	24 LEDs, no visor, GE/LighTech driver
S171-K424-X-□□-T-00-Q-30-M7	24 LEDs, no visor, Advance Xitanium driver 120V only
S171-K442-X-□□-M-00-Q-30-TE	42 LEDs, no visor, GE/LighTech driver
S171-K442-X-□□-T-00-Q-30-M7	42 LEDs, no visor, Advance Xitanium driver 120V only

Order cantilever hangers separately:

HDD-0-□□-12-0	12" cant. hanger end kit, no splice box
HDD-1-□□-12-0	12" cant. hanger end kit, one splice box
HDD-2-□□-12-0	12" cant. hanger end kit, two splice boxes
HDC-0-□□-12-0	12" cant. hanger intermed., no splice box
HDC-1-□□-12-0	12" cant. hanger intermed., one splice box
HDD-0-□□-18-0	18" cant. hanger end kit, no splice box
HDD-1-□□-18-0	18" cant. hanger end kit, one splice box
HDD-2-□□-18-0	18" cant. hanger end kit, two splice boxes
HDC-0-□□-18-0	18" cant. hanger intermed., no splice box
HDC-1-□□-18-0	18" cant. hanger intermed., one splice box
HDD-0-□□-24-0	24" cant. hanger end kit, no splice box
HDD-1-□□-24-0	24" cant. hanger end kit, one splice box
HDD-2-□□-24-0	24" cant. hanger end kit, two splice boxes
HDC-0-□□-24-0	24" cant. hanger intermed., no splice box
HDC-1-□□-24-0	24" cant. hanger intermed., one splice box

Order one hanger **end kit** for each individually mounted luminaire or each row. For a continuous row, order one **intermediate** hanger for each additional luminaire in the row. Example: one row of four reflectors requires end kit and 3 intermediate hangers. **Note: End kit includes one electrical feed hanger.**

□□ = 02 semi gloss white, 06 dark bronze, 07 silver, 08 black, 17 champagne, 18 copper



THE LIGHTING **QUOTIENT**

Lead Times: Products shipped in 10 working days or less from receipt of accepted Purchase Order. No custom orders.


Pricing: Special reduced pricing applies to all Quickship products (lamps included).

Quantities: 25 units or less (over 25 units, consult factory).

Colors: Indoor and Outdoor products available in all standard colors.

Fluorescent Outdoor

F164 - medium linear fluorescent, smooth surface, integral non-dimming ballast, for surface or cantilever hangers required, semi gloss white, 3000K/80+ CRI.



F164-T128-H-□□-1-00-Q-30-00	4ft housing, one 28W T5, 120V, no visor
F164-T128-H-□□-2-00-Q-30-00	4ft housing, one 28W T5, 277V, no visor
F164-T228-H-□□-1-00-Q-30-00	8ft housing, two 28W T5, 120V, no visor
F164-T228-H-□□-2-00-Q-30-00	8ft housing, two 28W T5, 277V, no visor
F164-T155-H-□□-1-00-Q-30-00	4ft housing, one 54W T5/HO, 120V, no visor
F164-T155-H-□□-2-00-Q-30-00	4ft housing, one 54W T5/HO, 277V, no visor
F164-T255-H-□□-1-00-Q-30-00	8ft housing, two 54W T5/HO, 120V, no visor
F164-T255-H-□□-2-00-Q-30-00	8ft housing, two 54W T5/HO, 277V, no visor
F164-T128-H-□□-1-V0-Q-30-00	4ft housing, one 28W T5, 120V, cutoff visor
F164-T128-H-□□-2-V0-Q-30-00	4ft housing, one 28W T5, 277V, cutoff visor
F164-T228-H-□□-1-V0-Q-30-00	8ft housing, two 28W T5, 120V, cutoff visor
F164-T228-H-□□-2-V0-Q-30-00	8ft housing, two 28W T5, 277V, cutoff visor
F164-T155-H-□□-1-V0-Q-30-00	4ft housing, one 54W T5/HO, 120V, cutoff visor
F164-T155-H-□□-2-V0-Q-30-00	4ft housing, one 54W T5/HO, 277V, cutoff visor
F164-T255-H-□□-1-V0-Q-30-00	8ft housing, two 54W T5/HO, 120V, cutoff visor
F164-T255-H-□□-2-V0-Q-30-00	8ft housing, two 54W T5/HO, 277V, cutoff visor

Order surface hangers separately:

HDB-0-□□-00-0	surf. hanger end kit, no splice box
HDB-1-□□-00-0	surf. hanger end kit, one splice box
HDB-2-□□-00-0	surf. hanger end kit, two splice boxes
HDA-0-□□-00-0	surf. hanger intermed., no splice box
HDA-1-□□-00-0	surf. hanger intermed., one splice box

Order cantilever hangers separately:

HDD-0-□□-12-0	12" cant. hanger end kit, no splice box
HDD-1-□□-12-0	12" cant. hanger end kit, one splice box
HDD-2-□□-12-0	12" cant. hanger end kit, two splice boxes
HDC-1-□□-12-0	12" cant. hanger intermed., one splice box
HDD-0-□□-18-0	18" cant. hanger end kit, no splice box
HDD-1-□□-18-0	18" cant. hanger end kit, one splice box
HDD-2-□□-18-0	18" cant. hanger end kit, two splice boxes
HDC-0-□□-18-0	18" cant. hanger intermed., no splice box
HDC-1-□□-18-0	18" cant. hanger intermed., one splice box
HDD-0-□□-24-0	24" cant. hanger end kit, no splice box
HDD-1-□□-24-0	24" cant. hanger end kit, one splice box
HDD-2-□□-24-0	24" cant. hanger end kit, two splice boxes
HDC-0-□□-24-0	24" cant. hanger intermed., no splice box
HDC-1-□□-24-0	24" cant. hanger intermed., one splice box

Order one hanger **end kit** for each individually mounted luminaire or each row. For a continuous row, order one **intermediate** hanger for each additional luminaire in the row. Example: one row of four reflectors requires end kit and 3 intermediate hangers. **Note: End kit includes one electrical feed hanger.**

□□ = 02 semi gloss white, 06 dark bronze, 07 silver, 08 black, 17 champagne, 18 copper



THE LIGHTING QUOTIENT™

Lead Times: Products shipped in 10 working days or less from receipt of accepted Purchase Order. No custom orders.

Pricing: Special reduced pricing applies to all Quickship products (lamps included).

Quantities: 25 units or less (over 25 units, consult factory).

Colors: Indoor and Outdoor products available in all standard colors.

Metal Halide Outdoor

M159 - Small Ovalinear, integral electronic ballast, surface mount, pulse-start CMH lamp, 3000K/80+ CRI



M159-035G-S-□□-1-00-Q-00-00	35W, 120V, no visor
M159-035G-S-□□-2-00-Q-00-00	35W, 277V, no visor
M159-070G-S-□□-1-00-Q-00-00	70W, 120V, no visor
M159-070G-S-□□-2-00-Q-00-00	70W, 277V, no visor
M159-035G-S-□□-1-V0-Q-00-00	35W, 120V, cutoff visor
M159-035G-S-□□-2-V0-Q-00-00	35W, 277V, cutoff visor
M159-070G-S-□□-1-V0-Q-00-00	70W, 120V, cutoff visor
M159-070G-S-□□-2-V0-Q-00-00	70W, 277V, cutoff visor

□□ = 02 semi gloss white, 06 dark bronze, 07 silver, 08 black, 17 champagne, 18 copper

M452 - Small, integral electronic ballast, surface mount with L-shaped feet for surface conduit or wall/ceiling mount with mounting plate for recessed outlet box, pulse-start CMH lamp, 3000K/80+ CRI



M452-035G-W-□□-1-00-Q-00-00	35W, 120V, wall/ceil mt, no visor
M452-035G-W-□□-2-00-Q-00-00	35W, 277V, wall/ceil mt, no visor
M452-070G-W-□□-1-00-Q-00-00	70W, 120V, wall/ceil mt, no visor
M452-070G-W-□□-2-00-Q-00-00	70W, 277V, wall/ceil mt, no visor
M452-150G-W-□□-1-00-Q-00-00	150W, 120V, wall/ceil mt, no visor
M452-150G-W-□□-2-00-Q-00-00	150W, 277V, wall/ceil mt, no visor
M452-035G-W-□□-1-V0-Q-00-00	35W, 120V, wall/ceil mt, cutoff visor
M452-035G-W-□□-2-V0-Q-00-00	35W, 277V, wall/ceil mt, cutoff visor
M452-070G-W-□□-1-V0-Q-00-00	70W, 120V, wall/ceil mt, cutoff visor
M452-070G-W-□□-2-V0-Q-00-00	70W, 277V, wall/ceil mt, cutoff visor
M452-150G-W-□□-1-V0-Q-00-00	150W, 120V, wall/ceil mt, cutoff visor
M452-150G-W-□□-2-V0-Q-00-00	150W, 277V, wall/ceil mt, cutoff visor



M452-035G-S-□□-1-00-Q-00-00	35W, 120V, surface mt, no visor
M452-035G-S-□□-2-00-Q-00-00	35W, 277V, surface mt, no visor
M452-070G-S-□□-1-00-Q-00-00	70W, 120V, surface mt, no visor
M452-070G-S-□□-2-00-Q-00-00	70W, 277V, surface mt, no visor
M452-150G-S-□□-1-00-Q-00-00	150W, 120V, surface mt, no visor
M452-150G-S-□□-2-00-Q-00-00	150W, 277V, surface mt, no visor
M452-035G-S-□□-1-V0-Q-00-00	35W, 120V, surface mt, cutoff visor
M452-035G-S-□□-2-V0-Q-00-00	35W, 277V, surface mt, cutoff visor
M452-070G-S-□□-1-V0-Q-00-00	70W, 120V, surface mt, cutoff visor
M452-070G-S-□□-2-V0-Q-00-00	70W, 277V, surface mt, cutoff visor
M452-150G-S-□□-1-V0-Q-00-00	150W, 120V, surface mt, cutoff visor
M452-150G-S-□□-2-V0-Q-00-00	150W, 277V, surface mt, cutoff visor

□□ = 02 semi gloss white, 06 dark bronze, 07 silver, 08 black, 17 champagne, 18 copper



THE LIGHTING QUOTIENT™

Lead Times: Products shipped in 10 working days or less from receipt of accepted Purchase Order. No custom orders.

Pricing: Special reduced pricing applies to all Quickship products (lamps included).

Quantities: 25 units or less (over 25 units, consult factory).

Colors: Indoor and Outdoor products available in all standard colors.

Metal Halide Outdoor cont'd

M454 - large, integral ballast (electronic or magnetic), surface mount with L-shaped feet for surface conduit or wall/ceiling mount with mounting plate for recessed outlet box, pulse-start CMH lamp, 3000K/80+ CRI



M454-150G-S-□□-1-00-Q-00-00 150W, 120V electronic, surface mt, no visor
 M454-150G-S-□□-2-00-Q-00-00 150W, 277V electronic, surface mt, no visor

M454-250C-S-□□-A-00-Q-00-00 250W, 120V magnetic, surface mt, no visor
 M454-250C-S-□□-B-00-Q-00-00 250W, 277V magnetic, surface mt, no visor

M454-400C-S-□□-A-00-Q-00-00 400W, 120V magnetic, surface mt, no visor
 M454-400C-S-□□-B-00-Q-00-00 400W, 277V magnetic, surface mt, no visor

M454-150G-W-□□-1-00-Q-00-00 150W, 120V electronic, wall/ceil mt, no visor
 M454-150G-W-□□-2-00-Q-00-00 150W, 277V electronic, wall/ceil mt, no visor

M454-250C-W-□□-A-00-Q-00-00 250W, 120V magnetic, wall/ceil mt, no visor
 M454-250C-W-□□-B-00-Q-00-00 250W, 277V magnetic, wall/ceil mt, no visor

M454-400C-W-□□-A-00-Q-00-00 400W, 120V magnetic, wall/ceil mt, no visor
 M454-400C-W-□□-B-00-Q-00-00 400W, 277V magnetic, wall/ceil mt, no visor

M454-150G-S-□□-1-V0-Q-00-00 150W, 120V electronic, surface mt, cutoff visor
 M454-150G-S-□□-2-V0-Q-00-00 150W, 277V electronic, surface mt, cutoff visor

M454-250C-S-□□-A-V0-Q-00-00 250W, 120V magnetic, surface mt, cutoff visor
 M454-250C-S-□□-B-V0-Q-00-00 250W, 277V magnetic, surface mt, cutoff visor



M454-400C-S-□□-A-V0-Q-00-00 400W, 120V magnetic, surface mt, cutoff visor
 M454-400C-S-□□-B-V0-Q-00-00 400W, 277V magnetic, surface mt, cutoff visor

M454-150G-W-□□-1-V0-Q-00-00 150W, 120V electronic, wall/ceil mt, cutoff visor
 M454-150G-W-□□-2-V0-Q-00-00 150W, 277V electronic, wall/ceil mt, cutoff visor

M454-250C-W-□□-A-V0-Q-00-00 250W, 120V magnetic, wall/ceil mt, cutoff visor
 M454-250C-W-□□-B-V0-Q-00-00 250W, 277V magnetic, wall/ceil mt, cutoff visor

M454-400C-W-□□-A-V0-Q-00-00 400W, 120V magnetic, wall/ceil mt, cutoff visor
 M454-400C-W-□□-B-V0-Q-00-00 400W, 277V magnetic, wall/ceil mt, cutoff visor

□□ = 02 semi gloss white, 06 dark bronze, 07 silver, 08 black, 17 champagne, 18 copper



THE LIGHTING QUOTIENT™

VISIT LUCEPLAN OUTDOOR

VISIT LUCEPLAN INDOOR

NOTE: **NOT** ALL LUCEPLAN PRODUCTS AVAILABLE IN U.S. LUCEPLAN KEEPS MODERATE QUANTITIES OF U.S. PRODUCTS STOCKED. CONTACT ALR FOR MORE INFO.



Compendium
Rybakken, Daniel



Costanza LED
Rizzatto, Paolo



Tango
Gomez Paz, Francisco



Ascent
Rybakken, Daniel



Agave
Rossi, Diego
Tedesco, Raffaele



Aircon
Timmermans, Hugo
van der Sluis, Willem



Any
Format Design Studio
HABITS Studio



Archetype
Goodmorning Technology



Bap LED
Meda, Alberto
Rizzatto, Paolo



Bap LED
Meda, Alberto
Rizzatto, Paolo



Berenice
Meda, Alberto
Rizzatto, Paolo



Berenice
Meda, Alberto
Rizzatto, Paolo



Berenice
Meda, Alberto
Rizzatto, Paolo



Berenice LED
Meda, Alberto
Rizzatto, Paolo



Birzi
Fassina, Giancarlo
Forcolini, Carlo



Blow
Giardini, Ferdi



C-spot
Cavalchini, Amedeo G.
Perrucci, Domenico



Carrara
Haberli, Alfredo



Chichibio
Cavalchini, Amedeo G.
Perrucci, Domenico



Costanza
Rizzatto, Paolo



Costanza
Rizzatto, Paolo



Costanza
Rizzatto, Paolo



Costanza
Rizzatto, Paolo



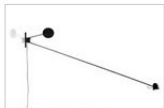
Costanzina
Rizzatto, Paolo



Costanzina
Rizzatto, Paolo



Costanzina
Rizzatto, Paolo



Counterbalance
Rybakken, Daniel



Counterbalance spot
Rybakken, Daniel



Curl
Bergne, Sebastian



D7
Colbertaldo, Sandro
Rizzatto, Paolo



e01
HABITS Studio



e02
HABITS Studio



e03
HABITS Studio



e04 ceiling
HABITS Studio



e04 suspension
HABITS Studio



e04 wall
HABITS Studio



e05 Zeno
Rossi, Diego
Tedesco, Raffaele



e06
HABITS Studio



e07
HABITS Studio



e10
HABITS Studio



e11
HABITS Studio



Ecran
Sempé, Inga



Fortebraccio
Meda, Alberto
Rizzatto, Paolo



Fortebraccio
Meda, Alberto
Rizzatto, Paolo



Fortebraccio
Meda, Alberto
Rizzatto, Paolo



Fortebraccio
Meda, Alberto
Rizzatto, Paolo



Fortebraccio LED
Meda, Alberto
Rizzatto, Paolo



GlassGlass
Rizzatto, Paolo



Goggle
Lovegrove, Ross



Grande Costanza
Rizzatto, Paolo



Grande Costanza
Rizzatto, Paolo



Happy Happy
Ejved, Jan
Stratimirovic, Aleksandra



Honeycomb
HABITS Studio
















































Hope
Gomez Paz, Francisco
Rizzatto, Paolo

VISIT LUCEPLAN OUTDOOR

VISIT LUCEPLAN INDOOR

NOTE: **NOT** ALL LUCEPLAN PRODUCTS AVAILABLE IN U.S. LUCEPLAN KEEPS MODERATE QUANTITIES OF U.S. PRODUCTS STOCKED. CONTACT ALR FOR MORE INFO.

					
Hope Gomez Paz, Francisco Rizzatto, Paolo	Hope Gomez Paz, Francisco Rizzatto, Paolo	Hope Gomez Paz, Francisco Rizzatto, Paolo	Illusion Gomez Paz, Francisco	Javelot Macro Decq, Odile	Lady Costanza Rizzatto, Paolo
					
Lady Costanza Rizzatto, Paolo	Lane Häberli, Alfredo	LightDisc Meda, Alberto Rizzatto, Paolo	Lola Meda, Alberto Rizzatto, Paolo	Lola Meda, Alberto Rizzatto, Paolo	Mail Severi, Sandra
					
Metropoli Meda, Alberto Rizzatto, Paolo Sarfatti, Riccardo	mini mini HABITS Studio	Miranda Rizzatto, Paolo	Miranda Rizzatto, Paolo	Miranda Rizzatto, Paolo	Mirandolina Rizzatto, Paolo
					
Mirandolina Rizzatto, Paolo	Mix Meda, Alberto Rizzatto, Paolo	Nothing Gomez Paz, Francisco	OnOff Meda, Alberto Raggi, Franco Contastavino, Paolo	Orchestra Meda, Alberto Rizzatto, Paolo	Otto Watt Meda, Alberto Rizzatto, Paolo
					
Otto Watt Meda, Alberto Rizzatto, Paolo	Otto Watt Meda, Alberto Rizzatto, Paolo	Pétale Decq, Odile	Piatto Colbertaldo, Sandro Rizzatto, Paolo	Plissé Sempé, Inga	Pod Lens Lovegrove, Ross
					
Queen Titania Meda, Alberto Rizzatto, Paolo	Screen Meda, Alberto Rizzatto, Paolo	Silenzio Armani, Monica	Silenzio wall Armani, Monica	Sky Häberli, Alfredo	Starglass Rizzatto, Paolo
					
Strip Donegani, Dante	Strip Donegani, Dante	Supergiù SxG Rossi, Diego Tedesco, Raffaele	Synapse Gomez Paz, Francisco	Synapse Gomez Paz, Francisco	Titania Meda, Alberto Rizzatto, Paolo
					
Titania Meda, Alberto Rizzatto, Paolo	Trama Balestrini, Luciano Longhi, Paola	Trama Balestrini, Luciano Longhi, Paola			

Specific Luminaires shown below are normally available from stock in Dallas, TX with shipment within 5 business days.

SPEC SHEET

GARDCO G3- AVAILABLE FROM STOCK- CONSTANT WATTAGE- FULL LIGHT OUTPUT

CATALOG #	MODULES / WATTAGE	LED QTY. / DRIVE CURRENT	LED SELECTION
STK-G3-5-1-55LA-161A-NW-UNIV-NP	1-55LA	16 LEDs / 1050 mA	NW
STK-G3-5-1-55LA-161A-CW-UNIV-NP	1-55LA	16 LEDs / 1050 mA	CW
STK-G3-5-2-73VAR-NW-UNIV-NP	2-73VAR	32 LEDs / 700 mA / Variable	NW
STK-G3-5-2-73VAR-CW-UNIV-NP	2-73VAR	32 LEDs / 700 mA / Variable	CW

SPEC SHEET

GARDCO G3- AVAILABLE FROM STOCK- MOTION REPOSE

CATALOG #	MODULES / WATTAGE	LED QTY. / DRIVE CURRENT	LED SELECTION
STK-G3-MR-5-1-55LA-161A-NW-120/277-NP	1-55LA	16 LEDs / 1050 mA	NW
STK-G3-MR-5-1-55LA-161A-CW-120/277-NP	1-55LA	16 LEDs / 1050 mA	CW
STK-G3-MR-5-2-73VAR-NW-120/277-NP	2-73VAR	32 LEDs / 700 mA / Variable	NW
STK-G3-MR-5-2-73VAR-CW-120/277-NP	2-73VAR	32 LEDs / 700 mA / Variable	CW



Luminaire Smart Service Guide

US Service Smart and Spec Smart Product Portfolio
Indoor & Outdoor - Updated July 2014

PHILIPS

Contents

Accent/Track Lighting.....	8	4" Calculite White LED Round.....	28	Exit/Emergency	54	FloodPak Small (FPS).....	76
Alcyon LED.....	8	6" Calculite White LED Round.....	29	44R Line Edge-Lit.....	54-55	FloodPak Accessories.....	76
Alcyon LED Vertical.....	8	4x4" Calculite White LED Square... 29		45V Line Edge-Lit.....	55	Lamp Holders	76
Alcyon LED Recessed.....	9	6x6" Calculite White LED Square... 30		46 Line Die Cast - Thin Profile	56	Wall Mount - Wall Packs	78
Alcyon LED Vertical Accessories	9	7" Calculite White LED Round.....	30	55 Line Die Cast Contemporary... 56		Large Glass Refractor LED	
Spot LED.....	10	8" Calculite White LED Round.....	30	60 Line Wet Location.....	57	Wall Pack (WVP).....	78
Spot LED Recessed	10	4" Revelation LED Square.....	31	Compac Exit.....	57	Large Glass Refractor	
Mini LED Micro	11	4" Revelation LED Round.....	31	Value+ Exit.....	58	Wall Pack (WVP).....	78
Mini HID.....	11	Revelation Accessories	31	Value+ II Exit.....	58	Medium Glass Refractor	
Alcyon.....	11	6" Revelation LED Round.....	32	Compac CCHX Combo Unit.....	59	LED Wall Pack (WPM).....	78
SofTech	12	8" Revelation LED Round.....	32	Compac CCAX Combo Unit.....	59	Medium Glass Refractor	
Mini Universal	12	Recessed	34	Compac CCTX Combo Unit.....	59	Wall Pack (WPM)	78
Rings.....	12	Coffaire LED Recessed.....	34	VALUE+ IIVCH Combo.....	60	Small Glass Refractor	
ParTech.....	13	Coffaire Recessed	34	VALUE+ IIVCA Combo	60	Wall Pack (WLT).....	78
Lasso.....	13	Arioso Recessed	35	VALUE+ VC Combo.....	61	Small Polycarbonate Refractor	
Miniforms.....	13	HP90 LED Recessed.....	35	VALUE+ VCL Combo.....	61	Wall Pack (WNPS)	79
PowerWash.....	13	HP90 Recessed.....	35	VALUE+ VCLA Combo	62	Small Tall Glass Refractor	
Tangent.....	13	Attune Recessed	36	Compac CFX Unit.....	62	Wall Pack (WPG).....	79
Accessories.....	14	HVA Recessed	36	Compac CTX Unit.....	62	Small Tall Polycarbonate Refractor	
Basic Track & Accessories	14	DuaLED LED Recessed	37	Compac CAX Unit.....	63	LED Wall Pack (TLW).....	79
Radius Track & Accessories.....	15	DayLine LED Recessed.....	37	VALUE+ IIVF Unit.....	63	Small Tall Polycarbonate Refractor	
Advent Track & Accessories	15-16	SofTrace Recessed	38	VALUE+ IIVA Unit.....	63	Wall Pack (TLW).....	79
PowerTrip	16	SP Recessed.....	39	VALUE+ IIVT Unit.....	63	Medium Full Cutoff	
Track Accessories.....	16	SpecPlus LED Recessed.....	39	VALUE+ VU6L Unit	64	Wall Pack (NPM).....	79
Spot LED Recessed (continued).....	11	SpecPlus Recessed	40	VALUE+ VU6F Unit	64	Wall Mount - Sconces.....	80
Lytecaster Downlighting.....	18	Surface Modular	40	VALUE+ VU6 Unit.....	64	LytePro Medium LED	
Corepro Downlight LED.....	18	TG8 Recessed.....	41	VALUE+ VU Unit.....	64	Wall Sconce (LP32)	80
5" Lytening LED.....	18	Recessed Accessories.....	41	VALUE+ VU Unit.....	64	LytePro Medium LED	
5" LED Lamp-in-the-Box.....	18	LP3 Parabolic Recessed.....	42	VALUE+ VU6W Unit.....	64	Wall Sconce (LP16)	80
5" Xceed LED Round.....	18	Linear	44	Emergency Remote Fixtures		LytePro Small LED	
5" Xceed LED Square.....	19	Cubelite Wall Bracket	44	& Accessories.....	65	Wall Sconce (LP7).....	80
5" Uniframe LED.....	19	Caravel Wrap.....	44	Patron LED Wall Light.....	65	Architectural Medium LED	
6 3/4" Uniframe LED.....	19	OW Wrap.....	44	Patron Wall Light.....	65	Wall Sconce (121).....	80
Retrofit Kit Uniframe LED.....	19	CU/SL Valueline Undercabinet	44	MSL Mini Step Lite.....	65	Architectural Medium LED	
5" Xceed Round CFL.....	20	FluxStream LED Strip.....	45	DEB Series - Emergency Ballast.....	66	Wall Sconce (101L)	81
6 3/4" Low Profile CFL.....	20	FluxStream EZ LED Strip	45	MTD Series - Transfer Device.....	66	Architectural Medium	
3 3/4" Uniframe CFL.....	20	N Narrow Strip.....	45	New York City Approved	66	Wall Sconce (101).....	81
5" Uniframe CFL.....	20	SV Narrow Strip T5.....	45	Roadway	70	Architectural Medium LED	
6 3/4" Uniframe CFL.....	21	SSR Staggered Strip	46	StreetView	70	Wall Sconce (104L)	81
3 3/4" Lytecaster Incandescent.....	21	T Standard Strip	46	RoadView.....	70	Architectural Medium	
5" Lytening Incandescent		TH High Output Strip.....	46	RX1 & RX2.....	70	Wall Sconce (104).....	81
& CFL Frames.....	22	Strip & Industrial Accessories.....	46	Garage & Canopy.....	72	Architectural Small LED	
5" Lytecaster Incandescent.....	22	Industrial	48	G3 Parking Garage		Wall Sconce (111L)	81
6 3/4" Lytening Incandescent Frame	23	HBO/HBE High Bay	48	& Canopy LED.....	72	Architectural Small	
6 3/4" Lytecaster Incandescent.....	23	Low Bay Reflector.....	48	Designer Canopy LED	72	Wall Sconce (111).....	81
3 3/4" Lytecaster MR16.....	24	LBD/LBN Low Bay.....	49	Signature Canopy Light HID.....	72	Wall Mount -	
3 3/4" Lytepoints MR16.....	24	LLB Low Bay.....	49	Twilighter Series Canopy HID.....	72	General Purpose	82
4" C Plus	24	High Bay/Low Bay Accessories.....	49	Lyte Cube Series Canopy HID.....	72	LED Wall Light (LWL).....	82
6" C Plus	25	LED Dock Light.....	49	Lyte Prism Series Canopy		Site & Area.....	84
Lytecaster Accessories.....	25	Incandescent Dock Light.....	49	Induction.....	72	EcoForm LED (ECF).....	84
Calculite Downlighting.....	26	IA/IS All-Purpose Industrial.....	50	Floodlights.....	74	Dusk to Dawn LED (DTD).....	85
1 3/4" Calculite LED.....	26	1F General Purpose Industrial.....	50	LytePro LED Floodlight	74	Dusk to Dawn (DTD).....	85
3" Calculite Low Voltage MR16	26	1F Specification Industrial.....	50	EQ Series Quartz Flood.....	74	MCL.....	85
4" Calculite Low Voltage MR16	26	FBL LED High Bay.....	50	EQX Series Quartz Flood.....	74	Avalume (AVA)	85
4" Calculite CFL.....	26	FBD Fluorescent High Bay	51	GP Flood Series HID.....	75	Ecolume (ECA).....	86
4", 6", 7" Calculite Incandescent.....	27	FBF Fluorescent High Bay	51	Mini-Flood Series - SLA.....	75	Anchor Bolts.....	86
6" Calculite CFL	27	Vaporlume LED	52	Maxi-Flood Series - SLA.....	75	Special Purpose - Vaportite..	88
7" Calculite CFL	27	Vaporlume	52	Flood/Wall Mount.....	76	Roughlyte Luminaires.....	88
Calculite CFL - Square.....	27			FloodPak Large (FPL)	76	Roughlyte Adapters/Accessories/	
8" Calculite CFL.....	28			FloodPak Medium (FPM)	76	Replacement Globes	89
Calculite Accessories.....	28						

Philips Luminaire Smart Service Guide



This guide was created to provide a service program to ensure that we fully support your shelf-stocking requirements and provide you with reliable lead times to address the demanding timelines of construction and retrofit lighting projects. Indoor lighting products available through this guide are Philips Day-Brite, Philips Chloride, and Philips Lightolier. Outdoor lighting products available are Philips Gardco, Philips Stonco, and Philips Lumec. This program allows you to select the product and corresponding lead time to meet the needs of your specific customer's project.

To support this service program, we have developed the following categories:



- **Service Smart products** are in stock and will be shipped in 48hrs from our warehouses*.
 - **Distributor Stock products** are a subset of the Service Smart items that should be maintained on distributor shelves at all times to manage everyday contractor demand.
- **Spec Smart products** will be assembled to order and ship within 2 weeks from our factories*.

*Service promise is calculated from the time the order is entered until it is shipped.

In this Smart Service Guide, you will find all Service Smart and Spec Smart items, stock locations, as well as an indication of our recommended distributor shelf stock items. This guide combines our previous Customer Service Offering and the indoor and outdoor luminaire sections of our Distributor Luminaire Stock Guide.

Our commitment to you

- Our delivery promise is backed by a significant investment in finished goods and component inventory. If any unforeseen issues arise or if order volume exceeds maximum order quantity, we will do our best to meet your needs and confirm an acceptable ship date.
- Standard lead time products will ship within 6 weeks, while lead times for special, made to order and custom configured products for all Philips luminaire brands* can be confirmed by contacting the order desk.
- Lead time is from the time the order is entered and received by our warehouse. Our goal is to enter orders within 1 business day of receipt.
- To enable fast order entry, orders must be received with complete and correct catalog numbers and reference to the source of pricing (i.e. quote number or pricing program). It is recommended that you reference **“Smart Guide”** on your orders for product in this guide to speed the order entry process.
- In order to avoid delays, it is recommended that stock orders be “stand alone” so that they may be shipped within the promised time-frame.
- To ensure we satisfy all our customers optimally and meet the committed lead times, maximum order quantities may apply. If the order exceeds the set threshold, Philips will contact you to work out a feasible schedule for your large order: It is always advised to work with your Philips representative to give advance notice of your large order.



In case you have questions, please contact your sales representative or Customer Service.

Philips Contact Center: 1-855-486-2216

Warehouse legend and stock availability

Philips Lighting maintains stock levels of our luminaires at multiple warehouses. Our warehouses are located in multiple regions across the US in order to provide our customers with quick access to the inventory you require. Look for the code in the “Stocked In” column of this Smart Service Guide.

Warehouse legend:

C = Carrollton, Texas

F = Fontana, California

N = Norwich, Connecticut

Terms and Conditions

Freight Terms: Individual order minimum of \$1,000;

\$100 shipping and handling fee for orders less than \$1,000.

1% 10th Prox 2nd, Net 25th Prox 2nd for Stock Orders

1% 10th Prox, Net 25th Prox for Drop Ship/Project Business

*This pertains also to brands and product categories not represented in this particular guide.



Indoor



In addition to the Service Smart & Spec Smart indoor luminaires that are covered on the following pages, we do offer standard lead-time and custom made-to-order products. Lead-time for many standard products is 6 weeks, but all lead-times can be confirmed by contacting the order desk.

Some of our products, such as Healthcare, Decorative, and Special Applications, do not offer Service Smart and Spec Smart items, and thus, are not included on the following pages. While some of these high-runner items may be available to ship in 6 weeks, it is always advised that you check with the order desk to confirm these lead-times. For additional details on these products, and other luminaires not included in this guide, you may refer to our e-catalog at www.philips.com/luminaires.



Track

Accent/Track Lighting



Alcyon LED

UPC CODE	CATALOG NUMBER	DESCRIPTION	48 HOURS	2 WEEKS	STOCKED IN
			SERVICE SMART	SPEC SMART	
662057437828	LLA0130WH	Alcyon LED Small Cylinder 3000K White		✓	
662057437910	LLA1130WH	Alcyon LED Medium Cylinder 3000K White	✓		C,N,F
662057437927	LLA1130BK	Alcyon LED Medium Cylinder 3000K Black	✓		C,N,F
662057287096	LLA01RNF	Alcyon LED Small Cylinder Narrow Flood Reflector		✓	
662057287171	LLA01RNF SOL	Alcyon LED Small Cylinder Narrow Flood Reflector w/Solite		✓	
662057287126	LLA11RNF	Alcyon LED Medium Cylinder Narrow Flood Reflector		✓	
662057287201	LLA11RNF SOL	Alcyon LED Medium Cylinder Narrow Flood Reflector w/Solite		✓	



Alcyon LED Vertical

UPC CODE	CATALOG NUMBER	DESCRIPTION	SERVICE SMART	SPEC SMART	STOCKED IN
662057535630	LLAV0130WH	Alcyon LED Vertical Cylinder 3000K 600L White	✓		C,N,F
662057535647	LLAV0130BK	Alcyon LED Vertical Cylinder 3000K 600L Black		✓	
662057542034	LLAV1130WH	Alcyon LED Vertical Cylinder 3000K 1000L White	✓		C,N,F
662057542041	LLAV1130BK	Alcyon LED Vertical Cylinder 3000K 1000L Black		✓	
662057542058	LLAV1130AL	Alcyon LED Vertical Cylinder 3000K 1000L AL		✓	
662057896298	LLAV1230WH	Alcyon LED Vertical Cylinder 3000K 2000L White	✓		C,N,F
662057896304	LLAV1230BK	Alcyon LED Vertical Cylinder 3000K 2000L Black		✓	
662057896809	LLAV11RF	Alcyon LED Vertical 600/1000 Cylinder Reflector Narrow Spot	✓		C,N,F
662057896816	LLAV11RNF	Alcyon LED Vertical 600/1000 Cylinder Reflector Spot	✓		C,N,F
662057896793	LLAV11RNS	Alcyon LED Vertical 600/1000 Cylinder Reflector Narrow Flood	✓		C,N,F
662057897110	LLAV11RS	Alcyon LED Vertical 600/1000 Cylinder Reflector Flood	✓		C,N,F
662057896755	LLAV12RS	Alcyon LED Vertical 2000 Cylinder Reflector Narrow Spot	✓		C,N,F
662057896786	LLAV12RNS	Alcyon LED Vertical 2000 Cylinder Reflector Spot	✓		C,N,F
662057896762	LLAV12RNF	Alcyon LED Vertical 2000 Cylinder Reflector Narrow Flood	✓		C,N,F
662057896779	LLAV12RF	Alcyon LED Vertical 2000 Cylinder Reflector Flood	✓		C,N,F

*C= Carrollton, Texas F= Fontana, California N= Norwich, Connecticut

"•" beside a blue catalog number indicates item is a recommended distributor shelf stock item.

Pictures are representative of product categories and may not illustrate the exact products listed on the pages of this guide.

Product information may change without notice. Contact your local Philips sales representative for additional product information.



Alcyon LED Recessed

48 HOURS 2 WEEKS

Frames					
UPC CODE	CATALOG NUMBER	DESCRIPTION	SERVICE SMART	SPEC SMART	STOCKED IN
N/A	LLAVRM11H1120	Recessed Alcyon LED FIK 120V 1Head 600/1000Lm	✓		C,N,F
N/A	LLAVRM11H1277	Recessed Alcyon LED FIK 277V 1Head 600/1000Lm	✓		C,N,F
N/A	LLAVRM11H2120	Recessed Alcyon LED FIK 120V 2Head 600/1000Lm	✓		C,N,F
N/A	LLAVRM11H2277	Recessed Alcyon LED FIK 277V 2Head 600/1000Lm	✓		C,N,F
N/A	LLAVRM11H3120	Recessed Alcyon LED FIK 120V 3Head 600/1000Lm	✓		C,N,F
N/A	LLAVRM11H3277	Recessed Alcyon LED FIK 277V 3Head 600/1000Lm	✓		C,N,F
N/A	LLAVRM11H4120	Recessed Alcyon LED FIK 120V 4Head 600/1000Lm	✓		C,N,F
N/A	LLAVRM11H4277	Recessed Alcyon LED FIK 277V 4Head 600/1000Lm	✓		C,N,F
N/A	LLAVRM12H1120	Recessed Alcyon LED FIK 120V 1Head 2000Lm	✓		C,N,F
N/A	LLAVRM12H1277	Recessed Alcyon LED FIK 277V 1Head 2000Lm	✓		C,N,F
N/A	LLAVRM12H2120	Recessed Alcyon LED FIK 120V 2Head 2000Lm	✓		C,N,F
N/A	LLAVRM12H2277	Recessed Alcyon LED FIK 277V 2Head 2000Lm	✓		C,N,F
N/A	LLAVRM12H3120	Recessed Alcyon LED FIK 120V 3Head 2000Lm	✓		C,N,F
N/A	LLAVRM12H3277	Recessed Alcyon LED FIK 277V 3Head 2000Lm	✓		C,N,F
N/A	LLAVRM12H4120	Recessed Alcyon LED FIK 120V 4Head 2000Lm		✓	C,N,F
N/A	LLAVRM12H4277	Recessed Alcyon LED FIK 277V 4Head 2000Lm		✓	C,N,F

Trims-Light Engines					
UPC CODE	CATALOG NUMBER	DESCRIPTION	SERVICE SMART	SPEC SMART	STOCKED IN
N/A	LLAVRMWH0130H3	Recessed Alcyon LED White 3000K 3Head 600Lm w/Trim		✓	
N/A	LLAVRMBK0130H3	Recessed Alcyon LED Black 3000K 3Head 600Lm w/Trim		✓	
N/A	LLAVRMWH1130H1	Recessed Alcyon LED White 3000K 1Head 1000Lm w/Trim		✓	
N/A	LLAVRMBK1130H1	Recessed Alcyon LED Black 3000K 1Head 1000Lm w/Trim		✓	
N/A	LLAVRMWH1130H2	Recessed Alcyon LED White 3000K 2Head 1000Lm w/Trim		✓	
N/A	LLAVRMBK1130H2	Recessed Alcyon LED Black 3000K 2Head 1000Lm w/Trim		✓	

Alcyon LED Vertical Accessories

UPC CODE	CATALOG NUMBER	DESCRIPTION	SERVICE SMART	SPEC SMART	STOCKED IN
662057898582	LLAV11FR	Alcyon LED Frosted Etched film 3" 600/1000lm	✓		C,N,F
662057898520	LLAV11LS	Alcyon LED Linear Spread film 3" 600/1000lm	✓		C,N,F
662057898568	LLAV11SF	Alcyon LED Soft Focus film 3" 600/1000lm	✓		C,N,F
662057898544	LLAV11SY	Alcyon LED SyStem Spread film 3" 600/1000lm	✓		C,N,F
662057898599	LLAV12FR	Alcyon LED Frosted Etched film 4" 2000lm	✓		C,N,F
662057898537	LLAV12LS	Alcyon LED Linear Spread film 4" 2000lm	✓		C,N,F
662057898575	LLAV12SF	Alcyon LED Soft Focus film 4" 2000lm	✓		C,N,F
662057898551	LLAV12SY	Alcyon LED SyStem Spread film 4" 2000lm	✓		C,N,F
662057898247	LLAV11AHWH	Alcyon LED Vertical Accent 600/1000 Cylinder Acc. Holder White	✓		C,N,F
662057898254	LLAV11AHBK	Alcyon LED Vertical Accent 600/1000 Cylinder Acc. Holder Black	✓		C,N,F
662057898261	LLAV11AHAL	Alcyon LED Vertical Accent 600/1000 Cylinder Acc. Holder ALU	✓		C,N,F
662057898278	LLAV12AHWH	Alcyon LED Vertical Accent 2000Cylinder Acc. Holder White	✓		C,N,F
662057898285	LLAV12AHBK	Alcyon LED Vertical Accent 2000Cylinder Acc. Holder Black	✓		C,N,F
662057898292	LLAV12AHAL	Alcyon LED Vertical Accent 2000Cylinder Acc. Holder ALU	✓		C,N,F

*C= Carrollton, Texas F= Fontana, California N= Norwich, Connecticut

“•” beside a blue catalog number indicates item is a recommended distributor shelf stock item.

Pictures are representative of product categories and may not illustrate the exact products listed on the pages of this guide.

Product information may change without notice. Contact your local Philips sales representative for additional product information.



Spot LED

48 HOURS 2 WEEKS

UPC CODE	CATALOG NUMBER	DESCRIPTION	SERVICE SMART	SPEC SMART	STOCKED IN
662057650371	LLABS30RSWH	Spot LED Small Spot 3000K White		✓	
662057651026	LLABS30RNFWH	Spot LED Small Narrow Flood 3000K White		✓	
662057651057	LLABS30RFWH	Spot LED Small Flood 3000K White		✓	
662057651033	LLABS30RNFVK	Spot LED Small Narrow Flood 3000K Black		✓	
662057576107	LLAB030RSWH	Spot LED Spot 3000K White		✓	
662057576121	LLAB030RSBK	Spot LED Spot 3000K Black		✓	
662057577548	LLAB030RNFWH •	Spot LED Narrow Flood 3000K White	✓	✓	C,N,F
662057577500	LLAB030RFWH	Spot LED Flood 3000K White		✓	
662057577555	LLAB030RNFVK •	Spot LED Narrow Flood 3000K Black	✓		C,N,F
662057577517	LLAB030RFVK	Spot LED Flood 3000K Black		✓	
662057577562	LLAB030RNFAL	Spot LED Narrow Flood 3000K Aluminum		✓	
662057609607	LLAB130RSWH	Spot LED Large Spot 3000K White		✓	
662057609638	LLAB130RNFWH •	Spot LED Large Narrow Flood 3000K White	✓		C,N,F
662057610702	LLAB130RFWH •	Spot LED Large Flood 3000K White	✓		C,N,F
662057609614	LLAB130RSBK	Spot LED Large Spot 3000K Black		✓	
662057609645	LLAB130RNFVK •	Spot LED Large Narrow Flood 3000K Black	✓		C,N,F
662057610719	LLAB130RFVK	Spot LED Large Flood 3000K Black		✓	
999999141163	23SNT6BK	SpotLED Snoot for 1000/2000 Lm Black		✓	
662057657080	LLAB1AHWH	Spot LED Large Spot ACC Holder;White		✓	



Spot LED Recessed

Trim sections					
UPC CODE	CATALOG NUMBER	DESCRIPTION	SERVICE SMART	SPEC SMART	STOCKED IN
662057772028	LLABR17WHWH	Recessed Spotled Trim Section, 17" Length		✓	
662057772042	LLABR24WHWH	Recessed Spotled Trim Section, 24" Length		✓	
Frame Kits and Light Engine					
UPC CODE	CATALOG NUMBER	DESCRIPTION	SERVICE SMART	SPEC SMART	STOCKED IN
662057877624	LLABR9WH030H1RSVA	Spot LED RM, LE&FIK, 1 head, 1000lm, White, 3000K, Spot, 120/277		✓	
662057877730	LLABR9WH030H1RNFVA	Spot LED RM, LE&FIK, 1 head, 1000lm, White, 3000K, Narrow Flood, 120/277	✓		C,N,F
662057877891	LLABR9WH030H1RFVA	Spot LED RM, LE&FIK, 1 head, 1000lm, White, 3000K, Flood, 120/277		✓	
662057877761	LLABR9BK030H1RNFVA	Spot LED RM, LE&FIK, 1 head, 1000lm, Black, 3000K, Narrow Flood, 120/277		✓	
662057877921	LLABR9BK030H1RFVA	Spot LED RM, LE&FIK, 1 head, 1000lm, Black, 3000K, Flood, 120/277		✓	
662057877990	LLABR17WH030H2RSVA	Spot LED RM, LE&FIK, 2 head, 1000lm, White, 3000K, Spot, 120/277		✓	
662057878126	LLABR17WH030H2RNFVA	Spot LED RM, LE&FIK, 2 head, 1000lm, White, 3000K, Narrow Flood, 120/277	✓		C,N,F
662057878201	LLABR17WH030H2RFVA	Spot LED RM, LE&FIK, 2 head, 1000lm, White, 3000K, Flood, 120/277		✓	
662057878003	LLABR17BK030H2RSVA	Spot LED RM, LE&FIK, 2 head, 1000lm, Black, 3000K, Spot, 120/277		✓	
662057878133	LLABR17BK030H2RNFVA	Spot LED RM, LE&FIK, 2 head, 1000lm, Black, 3000K, Narrow Flood, 120/277		✓	
662057878287	LLABR24WH030H3RSVA	Spot LED RM, LE&FIK, 3 head, 1000lm, White, 3000K, Spot, 120/277		✓	
662057878362	LLABR24WH030H3RNFVA	Spot LED RM, LE&FIK, 3 head, 1000lm, White, 3000K, Narrow Flood, 120/277	✓		C,N,F
662057878508	LLABR24WH030H3RFVA	Spot LED RM, LE&FIK, 3 head, 1000lm, White, 3000K, Flood, 120/277		✓	
662057878294	LLABR24BK030H3RSVA	Spot LED RM, LE&FIK, 3 head, 1000lm, Black, 3000K, Spot, 120/277		✓	
662057878379	LLABR24BK030H3RNFVA	Spot LED RM, LE&FIK, 3 head, 1000lm, Black, 3000K, Narrow Flood, 120/277		✓	
662057878522	LLABR24BK030H3RFVA	Spot LED RM, LE&FIK, 3 head, 1000lm, Black, 3000K, Flood, 120/277		✓	

*C= Carrollton, Texas F= Fontana, California N= Norwich, Connecticut

"•" beside a blue catalog number indicates item is a recommended distributor shelf stock item.

Pictures are representative of product categories and may not illustrate the exact products listed on the pages of this guide.

Product information may change without notice. Contact your local Philips sales representative for additional product information.

Spot LED Recessed (continued)

48 HOURS 2 WEEKS

UPC CODE	CATALOG NUMBER	DESCRIPTION	SERVICE SMART	SPEC SMART	STOCKED IN
662057877679	LLABR9WH130H1RSVA	Spot LED RM, LE&FIK, 1 head, 2000lm, White, 3000K, Spot, 120/277		✓	
662057877938	LLABR9WH130H1RFVA	Spot LED RM, LE&FIK, 1 head, 2000lm, White, 3000K, Flood, 120/277		✓	
662057877686	LLABR9BK130H1RSVA	Spot LED RM, LE&FIK, 1 head, 2000lm, Black, 3000K, Spot, 120/277	✓		C,N,F
662057877785	LLABR9BK130H1RNFVA	Spot LED RM, LE&FIK, 1 head, 2000lm, Black, 3000K, Narrow Flood, 120/277		✓	
662057877945	LLABR9BK130H1RFVA	Spot LED RM, LE&FIK, 1 head, 2000lm, Black, 3000K, Flood, 120/277		✓	
662057878010	LLABR17WH130H2RSVA	Spot LED RM, LE&FIK, 2 head, 2000lm, White, 3000K, Spot, 120/277		✓	
662057878140	LLABR17WH130H2RNFVA	Spot LED RM, LE&FIK, 2 head, 2000lm, White, 3000K, Narrow Flood, 120/277	✓		C,N,F
662057878225	LLABR17WH130H2RFVA	Spot LED RM, LE&FIK, 2 head, 2000lm, White, 3000K, Flood, 120/277		✓	
662057878027	LLABR17BK130H2RSVA	Spot LED RM, LE&FIK, 2 head, 2000lm, Black, 3000K, Spot, 120/277		✓	
662057878157	LLABR17BK130H2RNFVA	Spot LED RM, LE&FIK, 2 head, 2000lm, Black, 3000K, Narrow Flood, 120/277		✓	
662057878232	LLABR17BK130H2RFVA	Spot LED RM, LE&FIK, 2 head, 2000lm, Black, 3000K, Flood, 120/277		✓	
662057878300	LLABR24WH130H3RSVA	Spot LED RM, LE&FIK, 3 head, 2000lm, White, 3000K, Spot, 120/277		✓	
662057878386	LLABR24WH130H3RNFVA	Spot LED RM, LE&FIK, 3 head, 2000lm, White, 3000K, Narrow Flood, 120/277	✓		C,N,F
662057878539	LLABR24WH130H3RFVA	Spot LED RM, LE&FIK, 3 head, 2000lm, White, 3000K, Flood, 120/277		✓	
662057878317	LLABR24BK130H3RSVA	Spot LED RM, LE&FIK, 3 head, 2000lm, Black, 3000K, Spot, 120/277		✓	
662057878393	LLABR24BK130H3RNFVA	Spot LED RM, LE&FIK, 3 head, 2000lm, Black, 3000K, Narrow Flood, 120/277		✓	
662057878546	LLABR24BK130H3RFVA	Spot LED RM, LE&FIK, 3 head, 2000lm, Black, 3000K, Flood, 120/277		✓	



Mini LED Micro

UPC CODE	CATALOG NUMBER	DESCRIPTION	SERVICE SMART	SPEC SMART	STOCKED IN
662057497938	LLAV0030WH	Vertical LED Micro Cylinder 3000K White		✓	



Mini HID

UPC CODE	CATALOG NUMBER	DESCRIPTION	SERVICE SMART	SPEC SMART	STOCKED IN
662057596518	8109WH	Mini HID Cylinder 20WT4 GU6.5 TAL Matte White		✓	
662057596495	8109AL	Mini HID Cylinder 20WT4 GU6.5 TAL Aluminum		✓	
662057596457	24MHT4RNF	Reflector GU6.5 and PGJ5 Narrow Flood Clear		✓	



Alcyon

UPC CODE	CATALOG NUMBER	DESCRIPTION	SERVICE SMART	SPEC SMART	STOCKED IN
784197483722	22OR6WH •	Alcyon MR16 Open Ring White	✓		C,N,F
784197483739	22or6BK	Alcyon MR16 Open Ring Black		✓	
784197483753	22GR6WH	Alcyon MR16 Glass Ring White		✓	
784197483692	22GC6WH	Alcyon MR16 Glass Cylinder White		✓	
784197483630	22SS6WH •	Alcyon MR16 Enclosed Step Spot White	✓		C,N,F
784197483647	22SS6BK	Alcyon MR16 Enclosed Step Spot Black		✓	
784197483784	22MW6WH	Alcyon MR16 Mini Round Wall Washer White		✓	
784197483661	22MC6WH •	Alcyon MR16 Mini Cylinder White	✓		C,N,F
784197483678	22MC6BK	Alcyon MR16 Mini Cylinder Black		✓	
784197483685	22MC6AL	Alcyon MR16 Mini Cylinder Aluminum		✓	
784197483845	22SS2WH	Alcyon PAR20 Enclosed Step Spot White		✓	
784197483876	22SS3WH	Alcyon PAR30 Enclosed Step Spot White		✓	
784197483883	22SS3BK	Alcyon PAR30 Enclosed Step Spot Black		✓	

*C= Carrollton, Texas F= Fontana, California N= Norwich, Connecticut

“•” beside a blue catalog number indicates item is a recommended distributor shelf stock item.

Pictures are representative of product categories and may not illustrate the exact products listed on the pages of this guide.

Product information may change without notice. Contact your local Philips sales representative for additional product information.



SofTech

48 HOURS 2 WEEKS

UPC CODE	CATALOG NUMBER	DESCRIPTION	SERVICE SMART	SPEC SMART	STOCKED IN
784197526306	6276BWH •	Soft Tech Spot MR 16 Bi-Pin Matte White	✓		C,N,F
784197526313	6276BBK	Soft Tech Spot MR 16 Bi-Pin Matte Black		✓	
784197842000	8420WH	Soft-Edge SpotS PAR20 Matte White		✓	
784197842024	8420BK •	Soft-Edge SpotS PAR20 Matte Black	✓		C,N,F



Mini Universal

UPC CODE	CATALOG NUMBER	DESCRIPTION	SERVICE SMART	SPEC SMART	STOCKED IN
784197902100	9021WH •	Mini Universal 250W Max Matte White	✓		C,N,F
784197902117	9021BK •	Mini Universal 250W Max Matte Black	✓		C,N,F



Rings

UPC CODE	CATALOG NUMBER	DESCRIPTION	SERVICE SMART	SPEC SMART	STOCKED IN
784197627805	6278WH	120V Halogen Spot PAR20 Ring Matte White		✓	
784197762827	6282	120V Halogen Spot PAR30 Ring Matte White		✓	
784197762841	6284	PAR Ring, PAR38 250W Max. White		✓	
784197140496	9023WH •	Budget PAR30 Ring Matte White	✓		C,N,F
784197140410	9023BK •	Budget PAR30 Ring Matte Black	✓		C,N,F
784197407346	9023AL	Budget PAR30 Ring Satin Aluminum Finish		✓	
784197902230	9022BK •	Budget PAR38 Ring Matte Black	✓		C,N,F
784197902209	9022WH •	Budget PAR38 Ring Matte White	✓		C,N,F
662057884714	9023LRNFWH	BUDGET PAR30 RING MAT WH W/ PHILIPS LED LAMP narrow flood	✓		C,N,F
662057884721	9023LRFWH	BUDGET PAR30 RING MAT WH W/ PHILIPS LED LAMP flood	✓		C,N,F
662057884783	9022LRNFWH	BUDGET PAR38 RING MAT WH W/ PHILIPS LED LAMP Narrow Flood	✓		C,N,F
662057884806	9022LRFWH	BUDGET PAR38 RING MAT WH W/ PHILIPS LED LAMP Flood	✓		C,N,F
662057905921	9030NAL	Lytespan Gimbal Ring PAR30 AL		✓	
662057905907	9030NBK	Lytespan Gimbal Ring PAR30 BK	✓		
662057905914	9030NWH	Lytespan Gimbal Ring PAR30 WH	✓		
662057905952	9038NAL	Lytespan Gimbal Ring PAR38 AL		✓	
662057905938	9038NBK	Lytespan Gimbal Ring PAR38 BK	✓		C,N,F
662057905945	9038NWH	Lytespan Gimbal Ring PAR38 WH	✓		C,N,F
662057905976	9030NLRNFWH	Lytespan Gimbal Ring PAR30 w/Philips LED Retail Lamp RNF WH	✓		C,N,F
662057905969	9030NLRNFBK	Lytespan Gimbal Ring PAR30 w/Philips LED Retail Lamp RNF BK	✓		C,N,F
662057905990	9030NLRFWH	Lytespan Gimbal Ring PAR30 w/Philips LED Retail Lamp RF WH	✓		C,N,F
662057905983	9038NLRNFBK	Lytespan Gimbal Ring PAR38 w/Philips LED Retail Lamp RNF BK	✓		C,N,F
662057906010	9038NLRNFWH	Lytespan Gimbal Ring PAR38 w/Philips LED Retail Lamp RNF WH	✓		C,N,F
662057906034	9038NLRFWH	Lytespan Gimbal Ring PAR38 w/Philips LED Retail Lamp RF WH	✓		C,N,F

*C= Carrollton, Texas F= Fontana, California N= Norwich, Connecticut

"•" beside a blue catalog number indicates item is a recommended distributor shelf stock item.

Pictures are representative of product categories and may not illustrate the exact products listed on the pages of this guide.

Product information may change without notice. Contact your local Philips sales representative for additional product information.



ParTech

48 HOURS 2 WEEKS

UPC CODE	CATALOG NUMBER	DESCRIPTION	SERVICE SMART	SPEC SMART	STOCKED IN
784197820107	8201WH •	Low Profile Universal LyteSpot/White	✓		C,N,F
784197820114	8201BK •	Low Profile Universal LyteSpot/Black	✓		C,N,F
784197820206	8202WH	Hinged Universal LyteSpot/White		✓	
784197820213	8202BK	Hinged Universal LyteSpot/Black		✓	
784197823504	8235WH	PAR30 Cone Shade only/White		✓	
784197823511	8235BK	PAR30 Cone Shade only/Black		✓	
784197823627	8236BK	PAR30 Cylinder Shade only/Black		✓	
784197823825	8238BK	PAR-Tech PAR30 Ring Shade Matte Black		✓	



Lasso

UPC CODE	CATALOG NUMBER	DESCRIPTION	SERVICE SMART	SPEC SMART	STOCKED IN
784197825706	8257WH	PAR20 WIRE Ring LyteSpot/White		✓	



Miniforms

UPC CODE	CATALOG NUMBER	DESCRIPTION	SERVICE SMART	SPEC SMART	STOCKED IN
784197917142	9173BBK	Low Volt MR16 BI PIN Cylinder Matte Black		✓	
784197917128	9173BWH	Low Volt MR16 BI PIN Cylinder Matte White		✓	
784197251093	9175NWH	Miniforms MR16 Shallow Ring-White		✓	



PowerWash

UPC CODE	CATALOG NUMBER	DESCRIPTION	SERVICE SMART	SPEC SMART	STOCKED IN
784197302498	9276WH	2 X 24W T5 HO Flood 2' Matte White		✓	



Tangent

UPC CODE	CATALOG NUMBER	DESCRIPTION	SERVICE SMART	SPEC SMART	STOCKED IN
784197555696	FX16C	Tangent Mini Cylinder 12V MR16		✓	
784197556013	FX25	Tangent Surface Mount Anchors (5 Pack)		✓	

*C= Carrollton, Texas F= Fontana, California N= Norwich, Connecticut

“•” beside a blue catalog number indicates item is a recommended distributor shelf stock item.

Pictures are representative of product categories and may not illustrate the exact products listed on the pages of this guide.

Product information may change without notice. Contact your local Philips sales representative for additional product information.

Accessories

UPC CODE	CATALOG NUMBER	DESCRIPTION	48 HOURS	2 WEEKS	STOCKED IN
			SERVICE SMART	SPEC SMART	
784197116170	AF2AS	Spread Lens Asymmetrical 5X55 DEG Beam Spread		✓	
784197477998	AF2FR	Frosted Softening Lens, 2" Diameter		✓	
784197282424	AF2SF	Solite Diffusion Lens, 2" Diameter	✓		C,N,F
784197116163	AF2SY	Spread Lens Symmetrical 55 DEG Beam		✓	
784197115975	AF4AS	Spread Lens for ADJ 6"&7" HSNL 5X55 DEG		✓	
784197162696	AL25HC	2.5" Hex Cell Louver		✓	
784197116118	AL2HC	2" Hex Cell Louver		✓	
784197162931	AL3HC	3 3/4" Hex Cell Louver		✓	



Basic Track & Accessories

UPC CODE	CATALOG NUMBER	DESCRIPTION	SERVICE SMART	SPEC SMART	STOCKED IN
784197594183	6000NBK ●	2'IND Basic Track Black	✓		C,N,F
784197594190	6000NWH ●	2'IND Basic Track White	✓		C,N,F
784197594206	6001NBK ●	4'IND Basic Track Black	✓		C,N,F
784197594213	6001NWH ●	4'IND Basic Track White	✓		C,N,F
784197539801	6002NAL	8' IND Basic Metallic Aluminum		✓	
784197594220	6002NBK ●	8'IND Basic Track Black	✓		C,N,F
784197594237	6002NWH ●	8'IND Basic Track White	✓		C,N,F
784197594244	6003NBK	8'Join Basic Track MT Black		✓	
784197594251	6003NWH ●	8'Join Basic Track White	✓		C,N,F
784197539771	6004NAL	4' IND Basic Track w/o Live End Aluminum		✓	
784197594268	6004NBK ●	4'IND Basic Track w/o Live End Black	✓		C,N,F
784197594275	6004NWH ●	4'IND Basic Track w/o Live End White	✓		C,N,F
662057572185	6006NBK ●	6' Basic Plain Track w/o Live End Black	✓		C,N,F
662057572208	6006NWH	6' Basic Plain Track w/o Live End White		✓	
784197539733	6008NAL	8' IND Basic Track w/o Live End Aluminum		✓	
784197594282	6008NBK ●	8'IND Basic Track w/o Live End Black	✓		C,N,F
784197594299	6008NWH ●	8'IND Basic Track w/o Live End White	✓		C,N,F
784197594541	6046NBK ●	Basic PWR Extension Connector Black	✓		C,N,F
784197594558	6046NWH	Basic PWR Extension Connector White		✓	
784197539757	6048NAL	Basic Live End Aluminum		✓	
784197594589	6048NBK ●	Basic Live End Black	✓		C,N,F
784197594596	6048NWH ●	Basic Live End White	✓		C,N,F
784197539474	6049NAL	Basic Mini Coupler Aluminum		✓	
784197594565	6049NBK ●	Basic Mini Coupler Black	✓		C,N,F
784197594572	6049NWH ●	Basic Mini Coupler White	✓		C,N,F
784197594466	6050NBK	Basic "L" Connector Black		✓	
784197594473	6050NWH ●	Basic "L" Connector White	✓		C,N,F
784197594480	6051NBK ●	Basic "T" Connector Black	✓		C,N,F
784197594497	6051NWH ●	Basic "T" Connector White	✓		C,N,F
784197594503	6052NBK ●	Basic "X" Connector Black	✓		C,N,F
784197594527	6053NBK	Basic Variable Angle Connector Black		✓	
784197594329	6054NBK	Basic In-Line Connector Black		✓	
784197594350	6054NWH ●	Basic In-Line Connector White	✓		C,N,F
784197606015	6060BK ●	End Feed Canopy Black	✓		C,N,F
784197606008	6060WH ●	End Feed Canopy White	✓		C,N,F
784197606114	6061BK ●	Floating Canopy Black	✓		C,N,F
784197606107	6061WH	Floating Canopy White		✓	
784197606312	6063BK	Floating Power Feed Black		✓	
784197606305	6063WH	Floating Power Feed White		✓	
784197607401	6074WH	LyteSpot Extension Wand 18"White		✓	

*C= Carrollton, Texas F= Fontana, California N= Norwich, Connecticut

"●" beside a blue catalog number indicates item is a recommended distributor shelf stock item.

Pictures are representative of product categories and may not illustrate the exact products listed on the pages of this guide.

Product information may change without notice. Contact your local Philips sales representative for additional product information.



Radius Track & Accessories

UPC CODE	CATALOG NUMBER	DESCRIPTION	48 HOURS		2 WEEKS	
			SERVICE SMART	SPEC SMART	SERVICE SMART	SPEC SMART
784197910129	9102WH	Radius 2' Plain Track Matte White			✓	
784197910181	9104BK	Radius 4' Plain Track Matte Black			✓	
784197910167	9104WH	Radius 4' Plain Track Matte White			✓	
784197910228	9106BK	Radius 6' Plain Track Matte Black	✓		✓	C,N,F
784197910204	9106WH	Radius 6' Plain Track Matte White			✓	
784197910266	9108BK	Radius 8' Plain Track Matte Black			✓	
784197910242	9108WH	Radius 8' Plain Track Matte White	✓			C,N,F
784197000523	9147BK	Radius Surface Feed Connector TR Matte Black	✓			C,N,F
784197910303	9148BK	Radius Live End Feed Matte Black			✓	
784197910280	9148WH	Radius Live End Feed Matte White	✓			C,N,F
784197910341	9149BK	Radius Mini Coupler Matte Black			✓	
784197910327	9149WH	Radius Mini Coupler Matte White	✓			C,N,F
784197910389	9150BK	Radius Flush Non-Feed Connector COMB L or NL	✓			C,N,F
784197910365	9150WH	Radius Flush Non-Feed Connector COMB L or NL	✓			C,N,F
784197170400	9151BK	Radius Feed "T" Connector Matte Black	✓			C,N,F
784197170394	9151WH	Radius Feed "T" Connector Matte White			✓	
784197136864	9155BK	Radius Feed Connector COMB L or In-Line Matte Black	✓			C,N,F
784197136857	9155WH	Radius Feed Connector COMB L or In-Line Matte White			✓	
784197910501	9160BK	Radius Live End Canopy Matte Black	✓			C,N,F
784197910488	9160WH	Radius Live End Canopy Matte White			✓	
784197910563	9163WH	Radius Saddle Canopy Matte White			✓	
784197364069	9188WH	Radius T-Bar Clip, Regressed (Set of 9)			✓	
784197369446	9189WH	Radius T-Bar Clip, Flat, (Set of 9)			✓	



Advent Track & Accessories

UPC CODE	CATALOG NUMBER	DESCRIPTION	48 HOURS		2 WEEKS	
			SERVICE SMART	SPEC SMART	SERVICE SMART	SPEC SMART
784197572860	6101NBK	4' IND Advent Track Black			✓	
784197572877	6101NWH	4' IND Advent Track White			✓	
784197572891	6102NBK	8' IND Advent Track Black			✓	
784197572907	6102NWH	8' IND Advent Track White	✓			C,N,F
784197572921	6103NB	8' Join Advent Track Black			✓	
784197572938	6103NWH	8' Join Advent Track White	✓			C,N,F
784197572952	6104NBK	4' 2-Circuit Track w/o Live End Black	✓			C,N,F
784197572969	6104NWH	4' 2-Circuit Track w/o Live End White			✓	
784197572983	6108NBK	8' 2 Circuit Track w/o Live End Black			✓	
784197572990	6108NWH	8' 2 Circuit Track w/o Live End White	✓			C,N,F
784197573195	6146NBK	Conduit Continuation Kit/2 CIRC/Black	✓			C,N,F
784197573201	6146NWH	Conduit Continuation Kit/2 CIRC/White	✓			C,N,F
784197573621	6148NBK	Advent Live End Black			✓	
784197573256	6148NWH	Advent Live End White	✓			C,N,F
784197573225	6149NBK	Advent Mini Coupler Black			✓	
784197573232	6149NWH	Advent Mini Coupler White			✓	
784197573089	6150NBK	Advent "L" Connector Black	✓			C,N,F

*C= Carrollton, Texas F= Fontana, California N= Norwich, Connecticut

“•” beside a blue catalog number indicates item is a recommended distributor shelf stock item.

Pictures are representative of product categories and may not illustrate the exact products listed on the pages of this guide.

Product information may change without notice. Contact your local Philips sales representative for additional product information.

Advent Track & Accessories (continued)

UPC CODE	CATALOG NUMBER	DESCRIPTION	48 HOURS	2 WEEKS	STOCKED IN
			SERVICE SMART	SPEC SMART	
784197573096	6150NWH	Advent "L" Connector White		✓	
784197573119	6151NBK	Advent "T" Connector Black	✓		C,N,F
784197573126	6151NWH	Advent "T" Connector White	✓		C,N,F
784197573638	6152NBK	Advent "X" Connector Black	✓		C,N,F
784197573140	6152NWH	Advent "X" Connector White	✓		C,N,F
784197573164	6153NBK	Advent Variable Angle Connector Black		✓	
784197573171	6153NWH	Advent Variable Angle Connector White		✓	
784197573058	6154NBK	Advent In-Line Connector Black		✓	
784197573065	6154NWH	Advent In-Line Connector White	✓		C,N,F



PowerTrip

UPC CODE	CATALOG NUMBER	DESCRIPTION	SERVICE SMART	SPEC SMART	STOCKED IN
784197469931	6099BK	PowerTrip, Basic, Live End Canopy, Black		✓	
784197469924	6099WH	PowerTrip, Basic, Live End Canopy, White		✓	
784197531362	PLD120BK	PowerTrip New Design, Plug-In Breaker		✓	
784197531379	PLD120WH	PowerTrip New Design, Plug-In Breaker		✓	
784197531522	PLD360BK	PowerTrip New Design, Plug-In Breaker		✓	
784197531577	PLD600BK	PowerTrip New Design, Plug-In Breaker		✓	
784197531584	PLD600WH	PowerTrip New Design, Plug-In Breaker		✓	



Track Accessories

UPC CODE	CATALOG NUMBER	DESCRIPTION	SERVICE SMART	SPEC SMART	STOCKED IN
784197608507	6085	White Lytespan Convenience OUTLET	✓		C,N,F
784197515553	6170BK •	Rectangular Monopoint, Matte Black		✓	
784197515546	6170WH	Rectangular Monopoint, Matte White		✓	
784197619015	6190BK	Monopoint Black	✓		C,N,F
784197619022	6190WH •	Monopoint White	✓		C,N,F
784197272227	7516 •	8' Recessed Housing for Basic and Advent Track		✓	
784197272258	7517	Splice Box/End Housing		✓	
784197274269	7584	Track/18 Stem Kit/White		✓	
784197277116	7681	48" Stem Black		✓	
784197274320	7586	Stem Mounting Kit/48"L	✓		C,N,F
784197758905	7589BK	Track Attachment Fitting Black	✓		C,N,F
784197274627	7596	Track/Surface RACEWAY Adapter		✓	
784197002305	7599	Track/1 D Pendant Adapter/White		✓	
784197012113	7662	Accessory Holder for MR16		✓	
784197858308	8583	PAR30 Accessory Holder for Cone/Cylinder		✓	
784197635749	56657	CLP Grid Ceiling Black		✓	
784197020064	6087	REG Panel MTG Clips for Track LTG (9Clip/Box)		✓	
784197608903	6089	9/16&15/16 Grid CLNG Clip Kit (9Clip/Box)	✓		C,N,F

*C= Carrollton, Texas F= Fontana, California N= Norwich, Connecticut

A large dot "•" beside a blue catalog number indicates item is a suggested stock item.

Pictures are representative of product categories and may not illustrate the exact products listed on the pages of this guide.

Product information may change without notice. Contact your local Philips sales representative for additional product information.



Downlighting

Lytecaster Downlighting



Corepro Downlight LED

48 HOURS 2 WEEKS

UPC CODE	CATALOG NUMBER	DESCRIPTION	SERVICE SMART	SPEC SMART	STOCKED IN
662057878959	CP430K6 ●	4" Corepro LED Downlight Retrofit Kit 600 LM 30K 120V	✓		C,N,F
662057878959	CP630K10 ●	6" Corepro LED Downlight Retrofit Kit 1000 LM 30K 120V	✓		C,N,F
662057878928	CP630K6 ●	6" Corepro LED Downlight Retrofit Kit 600 LM 30K 120V	✓		C,N,F



5" Lytening LED

UPC CODE	CATALOG NUMBER	DESCRIPTION	SERVICE SMART	SPEC SMART	STOCKED IN
Frames					
662057784618	1004ICLED ●	5" Lytening LED New Construction IC & Non-IC Housing Screw	✓		C,N,F
662057784625	1004ICNLED ●	5" Lytening LED New Construction IC & Non-IC Housing Nail	✓		C,N,F
Trims					
662057788517	1076WHL27K ●	5" Baffle White LED 2700K 650LM	✓		C,N,F
662057788524	1076WHL30K ●	5" Baffle White LED 3000K 650LM	✓		C,N,F
662057788531	1076WHL35K	5" Baffle White LED 3500K 650LM		✓	
662057794396	LARFA ●	Lytecaster Incandescent TO LED Retrofit Adaptor	✓		C,N,F



5" LED Lamp-in-the-Box

UPC CODE	CATALOG NUMBER	DESCRIPTION	SERVICE SMART	SPEC SMART	STOCKED IN
Frames					
662057884684	1076WHBR30D ●	1076WH 5" White Baffle Trim with Philips BR30 DIM LED Lamp	✓		C,N,F
662057884707	1076WHBR30ND ●	1076WH 5" White Baffle Trim with Philips BR30 Non-DIM LED Lamp	✓		C,N,F



5" Xceed LED Round

UPC CODE	CATALOG NUMBER	DESCRIPTION	SERVICE SMART	SPEC SMART	STOCKED IN
Frames					
662057482811	1050LRN06D1	Xceed LED 5" Round IC 600LM Frame DIM 120V		✓	
662057482828	1050LRN06D1N	Xceed LED 5" Round IC 600LM Frame DIM 120V Nail		✓	
662057482613	1050LRN09D1 ●	Xceed LED 5" Round IC 900LM Frame DIM 120V	✓		C,N,F
662057482804	1050LRN09D1N ●	Xceed LED 5" Round IC 900LM Frame DIM 120V Nail	✓		C,N,F
Trims					
662057483153	1050LRN0627	Xceed LED 5" Round Light Engine 600LM 2700K		✓	
662057483146	1050LRN0635	Xceed LED 5" Round Light Engine 600LM 3500K		✓	
662057482880	1050LRN0927 ●	Xceed LED 5" Round Light Engine 900LM 2700K	✓		C,N,F
662057483139	1050LRN0935 ●	Xceed LED 5" Round Light Engine 600LM 3500K	✓		C,N,F
662057483535	1050LRNDLCDP	Xceed LED 5" Round Downlight Clear Diffuse		✓	
662057483504	1050LRNDLCDW ●	Xceed LED 5" Round Downlight Clear Diffuse	✓		C,N,F
662057483511	1050LRNDLWB ●	Xceed LED 5" Round Downlight White Baffle	✓		C,N,F

*C= Carrollton, Texas F= Fontana, California N= Norwich, Connecticut

"●" beside a blue catalog number indicates item is a recommended distributor shelf stock item.

Pictures are representative of product categories and may not illustrate the exact products listed on the pages of this guide.

Product information may change without notice. Contact your local Philips sales representative for additional product information.



5" Xceed LED Square

48 HOURS 2 WEEKS

UPC CODE	CATALOG NUMBER	DESCRIPTION	SERVICE SMART	SPEC SMART	STOCKED IN
Frames					
662057482835	1050LSQ09D1	Xceed LED 5" Square IC 900LM Frame DIM 120V		✓	
Trims					
662057483160	1050LSQ0927	Xceed LED 5" Square Light Engine 900LM 2700K		✓	
662057483177	1050LSQ0935	Xceed LED 5" Square Light Engine 600LM 3500K		✓	
662057483627	1050LSQDLCDP	Xceed LED 5" Square Downlight Clear Diffuse		✓	
662057483610	1050LSQDLCDW	Xceed LED 5" Square Downlight Clear Diffuse		✓	



5" Uniframe LED

UPC CODE	CATALOG NUMBER	DESCRIPTION	SERVICE SMART	SPEC SMART	STOCKED IN
662057383668	1001LED09N271 •	5" Uniframe LED New Construction Non-IC Frame 900LM 2700K 120V	✓		C,N,F
662057383699	1001LED09N27D1	5" Uniframe LED New Construction Non-IC Frame Dimming 900LM 2700K 120V		✓	
662057383743	1001LED09N351	5" Uniframe LED New Construction Non-IC Frame 900LM 3500K 120V		✓	
662057383750	1001LED09N352 •	5" Uniframe LED New Construction Non-IC Frame 900LM 3500K 277V	✓		C,N,F
662057543772	1001LED15N27D1	5" Uniframe LED New Construction Non-IC Frame Dimming 1500LM 2700K 120V		✓	
662057543970	1001LED15N35D1	5" Uniframe LED New Construction Non-IC Frame Dimming 1500LM 3500K 120V		✓	



6 3/4" Uniframe LED

UPC CODE	CATALOG NUMBER	DESCRIPTION	SERVICE SMART	SPEC SMART	STOCKED IN
662057383446	1101LED09N271	6 3/4" Uniframe LED New Construction Non-IC Frame 900LM 2700K 120V		✓	
662057462905	1101LED09N271EM	6 3/4" Uniframe LED New Construction Non-IC Frame 900LM 2700K 120V EM		✓	
662057383460	1101LED09N272	6 3/4" Uniframe LED New Construction Non-IC Frame 900LM 2700K 277V		✓	
662057383484	1101LED09N27D1	6 3/4" Uniframe LED New Construction Non-IC Frame Dimming 900LM 2700K 120V		✓	
662057441108	1101LED09N351 •	6 3/4" Uniframe LED New Construction Non-IC Frame 900LM 3500K 120V	✓		C,N,F
662057462950	1101LED09N351EM	6 3/4" Uniframe LED New Construction Non-IC Frame 900LM 3500K 120V EM		✓	
662057383538	1101LED09N352 •	6 3/4" Uniframe LED New Construction Non-IC Frame 900LM 3500K 277V	✓		C,N,F
662057462967	1101LED09N352EM	6 3/4" Uniframe LED New Construction Non-IC Frame 900LM 3500K 277V EM		✓	
662057383545	1101LED09N35D1	6 3/4" Uniframe LED New Construction Non-IC Frame Dimming 900LM 3500K 120V		✓	
662057383644	1101LED09N35D2	6 3/4" Uniframe LED New Construction Non-IC Frame Dimming 900LM 3500K 277V		✓	
662057544083	1101LED15N27D1	6 3/4" Uniframe LED New Construction Non-IC Frame Dimming 1500LM 2700K 120V		✓	
662057544120	1101LED15N35D1	6 3/4" Uniframe LED New Construction Non-IC Frame Dimming 1500LM 3500K 120V		✓	
662057544144	1101LED15N35D2	6 3/4" Uniframe LED New Construction Non-IC Frame Dimming 1500LM 3500K 277V		✓	



Retrofit Kit Uniframe LED

UPC CODE	CATALOG NUMBER	DESCRIPTION	SERVICE SMART	SPEC SMART	STOCKED IN
662057264370	L56LED09S27D1	Uniframe LED Retrofit Kit 900LM 2700K Dimming 120V		✓	

*C= Carrollton, Texas F= Fontana, California N= Norwich, Connecticut

“•” beside a blue catalog number indicates item is a recommended distributor shelf stock item.

Pictures are representative of product categories and may not illustrate the exact products listed on the pages of this guide.

Product information may change without notice. Contact your local Philips sales representative for additional product information.



5" Xceed Round CFL

48 HOURS 2 WEEKS

UPC CODE	CATALOG NUMBER	DESCRIPTION	SERVICE SMART	SPEC SMART	STOCKED IN
Frames					
662057038476	1050RN18ESN	Xceed CFL 5" Round Frame IC Airseal 18W 27K 120V Energy Star 120V Nail		✓	
662057038551	1050RN26CMU	Xceed CFL 5" Round Frame Non-IC 26W 27K 120-277V Screw		✓	
662057038568	1050RN26ES	Xceed CFL 5" Round Frame IC Airseal 26W 27K 120V Energy Star 120V Screw		✓	
Trims					
662057038889	1050RNDLCDW	Xceed CFL 5" Round Downlight Clear Diffuse Trim		✓	
662057038902	1050RNDLWB	Xceed CFL 5" Round Downlight White Baffle Trim		✓	



6 3/4" Low Profile CFL

UPC CODE	CATALOG NUMBER	DESCRIPTION	SERVICE SMART	SPEC SMART	STOCKED IN
Frames					
784197285456	1102T13U	6-3/4" Low Profile Non-IC Frame CFL 2X13W 120-277V		✓	
784197266189	1102T26U	6-3/4" Low Profile Non-IC Frame CFL 2X26W 120-277V		✓	
Trims					
784197111311	1113TCL	6-3/4" Low Profile CFL Cone Specular Clear Trim		✓	
784197112608	1126T	6-3/4" Low Profile CFL Fresnel Lens White SPLAY Trim		✓	



3 3/4" Uniframe CFL

UPC CODE	CATALOG NUMBER	DESCRIPTION	SERVICE SMART	SPEC SMART	STOCKED IN
Frames					
784197545659	2001F18U	3 3/4" Uniframe Non-IC 18W CFL 120/277V		✓	
Trims					
784197546311	2001CL	3-3/4" Performance CFL Vertical Open Reflector Trim Specular Clear		✓	



5" Uniframe CFL

UPC CODE	CATALOG NUMBER	DESCRIPTION	SERVICE SMART	SPEC SMART	STOCKED IN
Frames					
784197545642	1001F13U	5" Uniframe Non-IC 13W CFL 120/277V		✓	
784197545635	1001F18U	5" Uniframe Non-IC 18W CFL 120/277V		✓	
784197545598	1001F26U	5" Uniframe Non-IC 26W CFL 120/277V		✓	
Trims					
784197546472	1001CD	5" Performance CFL Vertical Open Reflector Trim CD		✓	
784197546465	1001CL	5" Performance CFL Vertical Open Reflector Trim CL		✓	
784197546557	1001HCL	5" Performance CFL Horizontal Open Reflector Trim CL		✓	

*C= Carrollton, Texas F= Fontana, California N= Norwich, Connecticut

"•" beside a blue catalog number indicates item is a recommended distributor shelf stock item.

Pictures are representative of product categories and may not illustrate the exact products listed on the pages of this guide.

Product information may change without notice. Contact your local Philips sales representative for additional product information.



6 3/4" Uniframe CFL

48 HOURS 2 WEEKS

UPC CODE	CATALOG NUMBER	DESCRIPTION	SERVICE SMART	SPEC SMART	STOCKED IN
Frames					
784197545673	1101F18U	6 3/4" Uniframe Non-IC 18W CFL 120/277V		✓	
784197577018	1101F2642ICU	6 3/4" Lytening ICX Airseal CFL 26-32-42W, 120/277V Screw		✓	
784197545499	1101F2642U •	6 3/4" Uniframe Non-IC 26-32-42W CFL 120/277V	✓	✓	C,N,F
784197545406	1101F2642UEM	6 3/4" Uniframe 26-42W Emergency Pack		✓	
784197545451	1101FD2642M7U	6 3/4" Uniframe 26-42W MARK7 Universal		✓	
784197545475	1101FD2642MX1	6 3/4" Uniframe 26-42W 120V MARKX		✓	
784197545390	1101FR2642U	6 3/4" Uniframe Non-IC Remodeler 26-32-42W CFL 120/277V		✓	
Trims					
784197546069	1101CD •	6 3/4" Performance CFL Vertical Open Reflector Trim Clear Diffused	✓		C,N,F
784197546052	1101CL •	6 3/4" Performance CFL Vertical Open Reflector Trim Specular Clear	✓		C,N,F
784197973094	1101HCD •	6 3/4" Performance CFL Horizontal Open Reflector Trim Clear Diffused	✓		C,N,F
784197546144	1101HCL •	6 3/4" Performance CFL Horizontal Open Reflector Trim Specular Clear	✓		C,N,F
784197546205	1101HCLC	6 3/4" Performance CFL Horizontal Clear Lens Specular Clear		✓	
784197546175	1101HCLSW	6 3/4" Performance CFL Single Wall Wash Horizontal Specular Clear		✓	



3 3/4" Lytecaster Incandescent

UPC CODE	CATALOG NUMBER	DESCRIPTION	SERVICE SMART	SPEC SMART	STOCKED IN
Frames					
784197200022	2000AIC •	3 3/4" Incandescent Lytecaster IC Airseal Frame	✓		C,N,F
784197200015	2000IC •	3 3/4" Incandescent Lytecaster IC Frame	✓		C,N,F
784197200060	2000P1	3 3/4" Incandescent Lytecaster Non-IC Frame with Box for Adjustable Accent		✓	
784197146658	2002P1 •	3 3/4" Incandescent Lytecaster Non-IC Frame	✓		C,N,F
784197174590	2003R •	3 3/4" Incandescent Lytecaster Remodeler Ring Non-IC	✓		C,N,F
Trims					
784197146559	2005	3 3/4" Incandescent Trim Baffle Black		✓	
784197200107	2005WH •	3 3/4" Incandescent Trim Baffle White	✓		C,N,F
784197146597	2011	3 3/4" Incandescent Trim Pinhole White		✓	
784197146627	2013 •	3 3/4" Incandescent Trim Cone Specular Clear	✓		C,N,F
784197359690	2013CD	3 3/4" Incandescent Trim Cone Clear Diffuse		✓	
784197201302	2013WH •	3 3/4" Incandescent Trim Cone White	✓		C,N,F
784197200206	2027WH	3 3/4" Incandescent Trim Recessed Adjustable White Step Baffle		✓	
662057206080	2076WH •	3 3/4" Incandescent Trim Baffle White and Gloss White Flange	✓		C,N,F
784197501020	2090	3 3/4" Incandescent Trim Flat Glass Lens Shower Light Clear Plastic Flange		✓	

*C= Carrollton, Texas F= Fontana, California N= Norwich, Connecticut

“•” beside a blue catalog number indicates item is a recommended distributor shelf stock item.

Pictures are representative of product categories and may not illustrate the exact products listed on the pages of this guide.

Product information may change without notice. Contact your local Philips sales representative for additional product information.



5" Lytensing Incandescent & CFL Frames

48 HOURS 2 WEEKS

UPC CODE	CATALOG NUMBER	DESCRIPTION	SERVICE SMART	SPEC SMART	STOCKED IN
784197159290	1004IC •	5" INC Lytensing Incandescent New Construction IC & Non-IC Housing Screw	✓		C,N,F
784197198596	1004ICN •	5" INC Lytensing Incandescent New Construction IC & Non-IC Housing Nail	✓		C,N,F
784197291839	1004ICNQ •	5" INC Lytensing Incandescent New Construction IC & Non-IC Housing Nail Quick Connector	✓		C,N,F
784197159320	1004ICR •	5" INC Lytensing Incandescent Remodeler IC & Non-IC Housing Screw	✓		C,N,F
784197219826	1004ICX •	5" Lytensing Incandescent ICX New Construction IC Housing Screw	✓		C,N,F
784197239008	1004ICXN	5" Lytensing Incandescent ICX New Construction IC Housing Nail		✓	
784197198503	1004SIC •	5" INC Lytensing Incandescent New Construction IC & Non-IC Shallow Housing Screw	✓		C,N,F
784197198534	1004SICR	5" INC Lytensing Incandescent Remodeler IC & Non-IC Shallow Housing Screw		✓	
784197523985	1004F26ESN •	5" Lytensing CFL IC New Construction 26W Energy Star Nail 120V	✓		C,N,F



5" Lytecaster Incandescent

UPC CODE	CATALOG NUMBER	DESCRIPTION	SERVICE SMART	SPEC SMART	STOCKED IN
Frames					
784197100056	1000AICM	5" Incandescent Lytecaster IC Airseal Frame		✓	
784197119959	1000IC •	5" Incandescent Lytecaster IC Frame	✓		C,N,F
784197120078	1002P1 •	5" Incandescent Lytecaster Non-IC Frame	✓		C,N,F
784197174576	1003R •	5" Incandescent Lytecaster Remodeler Ring Non-IC	✓		C,N,F
Trims					
784197120153	1005	5" Incandescent Step Baffle Black		✓	
784197100506	1005WH •	5" Incandescent Step Baffle White	✓		C,N,F
784197120450	1013 •	5" Incandescent Cone Specular Clear	✓		C,N,F
784197359706	1013CD •	5" Incandescent Cone Clear Diffuse	✓		C,N,F
784197101305	1013WH •	5" Incandescent Cone White	✓		C,N,F
784197102753	1027WH	5" Incandescent Adjustable Step Baffle White		✓	
784197120689	1046	5" Incandescent Deep Open Reflector Specular Clear		✓	
784197120696	1071 •	5" Incandescent Open Reflector White	✓		C,N,F
784197120702	1076 •	5" Incandescent Basic Black Baffle	✓		C,N,F
784197107604	1076WH •	5" Incandescent Basic White Baffle	✓		C,N,F
784197120719	1078	5" Incandescent Dropped Opalex Shower Light		✓	
784197017132	1081WH	5" Incandescent Open Wet Location for Lytensing PAR30 White		✓	
784197120733	1082	5" Incandescent Basic White Eyeball		✓	
784197017156	1084WH	5" Incandescent Open Wet Location for Lytecaster PAR30 White		✓	
784197120757	1085	5" Incandescent Basic Wall Washer White		✓	
784197501006	1090	5" Incandescent Flat Glass Lens Shower Light Clear Plastic Flange		✓	
784197205881	C71	5" Incandescent Open White Reflector Trim		✓	
784197205874	C76WH •	5" Incandescent White Baffle Reflector Trim	✓		C,N,F

*C= Carrollton, Texas F= Fontana, California N= Norwich, Connecticut

"•" beside a blue catalog number indicates item is a recommended distributor shelf stock item.

Pictures are representative of product categories and may not illustrate the exact products listed on the pages of this guide.

Product information may change without notice. Contact your local Philips sales representative for additional product information.



6 3/4" Lytensing Incandescent Frame

UPC CODE	CATALOG NUMBER	DESCRIPTION	48 HOURS	2 WEEKS	STOCKED IN
			SERVICE SMART	SPEC SMART	
662057517995	1104IC •	6 3/4" Incandescent Lytensing New Construction IC & Non-IC Housing Screw	✓		C,N,F
784197198589	1104ICN •	6 3/4" Incandescent Lytensing New Construction IC & Non-IC Housing Nail	✓		C,N,F
784197291815	1104ICNQ •	6 3/4" Incandescent Lytensing New Construction IC & Non-IC Housing Nail Quick Connector	✓		C,N,F
784197159337	1104ICR •	6 3/4" Incandescent Lytensing Remodeler IC & Non-IC Housing Screw	✓		C,N,F
784197219819	1104ICX •	6 3/4" Incandescent Lytensing ICX New Construction IC Housing Screw	✓		C,N,F
784197239015	1104ICXN •	6 3/4" Incandescent Lytensing ICX New Construction IC Housing Nail	✓		C,N,F
784197198497	1104SIC	6 3/4" Incandescent Lytensing New Construction IC & Non-IC Shallow Housing Screw		✓	
784197198541	1104SICR	6 3/4" Incandescent Lytensing Remodeler IC & Non-IC Shallow Housing Screw		✓	



6 3/4" Lytecaster Incandescent

UPC CODE	CATALOG NUMBER	DESCRIPTION	48 HOURS	2 WEEKS	STOCKED IN
			SERVICE SMART	SPEC SMART	
Frames					
784197110000	1100AICM	6 3/4" INC Lytecaster IC Airseal Housing		✓	
784197110239	1100IC •	6 3/4" INC Lytecaster IC Frame	✓		C,N,F
784197110222	1102P1 •	6 3/4" INC Lytecaster Non-IC Frame	✓		C,N,F
784197174583	1103R •	6 3/4" INC Lytecaster Remodeler Ring Non-IC	✓		C,N,F
Trims					
784197123154	1105	6 3/4" Incandescent Trim Step Baffle Black		✓	
784197123352	1113 •	6 3/4" Incandescent Trim Cone Specular Clear	✓		C,N,F
784197123789	1126	6 3/4" Incandescent Trim Regressed Fresnel Lens White Splay		✓	
784197124175	1146	6 3/4" Incandescent Trim A Lamp Open Reflector Specular Clear		✓	
784197117108	1171 •	6 3/4" Incandescent Trim Open Reflector White	✓		C,N,F
784197003500	1176 •	6 3/4" Incandescent Trim Basic Baffle Black	✓		C,N,F
784197118204	1182	6 3/4" Incandescent Trim Basic White Eyeball		✓	
784197110703	1105WH •	6 3/4" Incandescent Trim Step Baffle White	✓		C,N,F
784197359713	1113CD	6 3/4" Incandescent Trim Cone Clear Diffuse		✓	
784197243609	1117WH •	6 3/4" Incandescent Trim Basic White Baffle Reflector	✓		C,N,F
784197113520	1131WH •	6 3/4" Incandescent Trim Slope Ceiling 10-30 Degrees Baffle White	✓		C,N,F
784197113322	1133WH	6 3/4" Incandescent Trim Slope Ceiling 30-45 Degrees Baffle White		✓	
784197017231	1154WH	6 3/4" Incandescent Trim Complete Slope Ceiling 14-45 Degrees White Baffle		✓	
784197003517	1176WH •	6 3/4" Incandescent Trim Basic Baffle White	✓		C,N,F
784197194758	1177LX •	6 3/4" Incandescent Trim Flush Glass Shower Light White Plastic Flange	✓		C,N,F
784197117719	1177SH	6 3/4" Incandescent Trim Flush Opalex Shower Light White Plastic Flange		✓	
784197183424	1178LX	5" and 6 3/4" Lytensing Incandescent Trim Drop Opalex Shower Light		✓	
784197117818	1178SH	6 3/4" Incandescent Trim Drop Opalex Shower Light White Plastic Flange		✓	
784197290580	B17WH •	6 3/4" Incandescent Trim Baffle BR30 Shallow Plenum White	✓		C,N,F

*C= Carrollton, Texas F= Fontana, California N= Norwich, Connecticut

“•” beside a blue catalog number indicates item is a recommended distributor shelf stock item.

Pictures are representative of product categories and may not illustrate the exact products listed on the pages of this guide.

Product information may change without notice. Contact your local Philips sales representative for additional product information.



3 3/4" Lytecaster MR16

48 HOURS 2 WEEKS

UPC CODE	CATALOG NUMBER	DESCRIPTION	SERVICE SMART	SPEC SMART	STOCKED IN
Frames					
784197006013	2000AICV	3 3/4" MR16 IC Airseal Frame Magnetic Transformer 120V		✓	
784197146672	2000LV •	3 3/4" MR16 Non-IC Frame Magnetic Transformer 120V	✓		C,N,F
784197200053	2000LVR •	3 3/4" MR16 Non-IC Remodeler Magnetic Transformer 120V	✓		C,N,F
784197239541	2004ICV •	3 3/4" Lytening MR16 IC Airseal Housing Magnetic Transformer 120V Screw	✓		C,N,F
784197238995	2004ICVN	3 3/4" Lytening MR16 IC Airseal Housing Magnetic Transformer 120V Nail		✓	
Trims					
784197386962	2025VH •	3 3/4" Mini Swivel Adjustable Trim MR16 White	✓		C,N,F
784197146566	2006	3 3/4" Adjustable SLOT Trim MR16 White		✓	



3 3/4" Lytepoints MR16

UPC CODE	CATALOG NUMBER	DESCRIPTION	SERVICE SMART	SPEC SMART	STOCKED IN
Frames					
662057037196	300MRSPX •	Lytepoints 3 3/4" Remodeler Non-IC MR16 Magnetic Silent Pack	✓		C,N,F
662057037233	302MRIC7SPX •	Lytepoints 3 3/4" IC-Airseal Frame MR16 Magnetic Silent Pack 7" Box	✓		C,N,F
662057037226	302MRIC9SPX •	Lytepoints 3 3/4" IC-Airseal Frame MR16 Magnetic Silent Pack 9" Box	✓		C,N,F
662057037141	302MRSPX •	Lytepoints 3 3/4" Non-IC Frame MR16 Magnetic Silent Pack	✓		C,N,F
784197316341	303MRE •	Lytepoints 3 3/4" Non IC Shallow Remodeler Electronic	✓		C,N,F
784197436018	3401MREX •	Lytepoint 3 3/4" Adjustable	✓		C,N,F
Trims					
624563100962	304CCDX •	Lytepoint 3 3/4" Adjustable Cone Clear Diffuse	✓		C,N,F
624563083418	304CLX •	Lytepoint 3 3/4" Adjustable Cone Specular Clear	✓		C,N,F
624563083319	305WHWX •	Lytepoint 3 3/4" Adjustable Baffle White	✓		C,N,F
624563083494	308WWWX	Lytepoint 3 3/4" Adjustable Pinhole White		✓	
784197435707	313STX	Lytepoint 3 3/4" Adjustable Gimbal Brushed Steel		✓	
784197435714	313WHX •	Lytepoint 3 3/4" Adjustable Gimbal White	✓		C,N,F
784197436070	374CHX •	Lytepoint 3 3/4" Adjustable Chrome Cone	✓		C,N,F
784197436094	375WHX •	Lytepoint 3 3/4" Adjustable White Baffle	✓		C,N,F
784197436339	378WHX •	Lytepoint 3 3/4" Adjustable Elbow White	✓		C,N,F



4" C Plus

UPC CODE	CATALOG NUMBER	DESCRIPTION	SERVICE SMART	SPEC SMART	STOCKED IN
Frames					
783238154447	P4 •	4" C Plus New Construction INC Non-IC Housing	✓		C,N,F
783238154454	P4ASIC •	4" C Plus New Construction INC IC-Airseal Housing	✓		C,N,F
783238154461	P4R •	4" C Plus Non-IC INC Remodeler Housing	✓		C,N,F
Trims					
783238154478	P4B •	C Plus 4" Black Baffle Downlight	✓		C,N,F
783238154485	P4BW •	C Plus 4" White Baffle Downlight	✓		C,N,F
783238154553	P4EW •	C Plus 4" White Eyeball	✓		C,N,F
783238154560	P4EB •	C Plus 4" Black Eyeball	✓		C,N,F
783238154607	P4F •	C Plus 4" Fresnel Lens Shower Light	✓		C,N,F
783238154515	P4RC •	C Plus 4" Clear Cone Downlight	✓		C,N,F
783238154577	P4GW •	C Plus 4" Adjustable Gimbal White	✓		C,N,F
783238154584	P4GB •	C Plus 4" Adjustable Gimbal Black	✓		C,N,F

*C= Carrollton, Texas F= Fontana, California N= Norwich, Connecticut

"•" beside a blue catalog number indicates item is a recommended distributor shelf stock item.

Pictures are representative of product categories and may not illustrate the exact products listed on the pages of this guide.

Product information may change without notice. Contact your local Philips sales representative for additional product information.



6" C Plus

48 HOURS 2 WEEKS

UPC CODE	CATALOG NUMBER	DESCRIPTION	SERVICE SMART	SPEC SMART	STOCKED IN
Frames					
783238169021	PR75ASICNB ●	6" C Plus New Construction IC-Airseal Housing	✓		C,N,F
783238146718	R9ASIC ●	6" C Plus New Construction IC-Airseal Shallow Housing	✓		C,N,F
783238188886	QL6NBQP ●	6" C Plus New Construction Airseal / IC QuickLights Housing	✓		C,N,F
783238182891	PR26ASICNBNE1 ●	6" C Plus New Construction IC Airseal 26W CFL Vertical	✓		C,N,F
783238131233	CRR1NBQP ●	6" C Plus IC/Airseal INC Remodeler Housing	✓		C,N,F
783238146824	RR9ASIC ●	6" C Plus Shallow Remodeler	✓		C,N,F
783238186660	FD2IC6V2632U ●	6" Firedome Housing CFL	✓		C,N,F
783238170096	FDS2632 ●	C Plus 6" Firedome Socket CFL	✓		C,N,F
783238185090	FD2IC6V90 ●	6" Firedome Housing Incandescent	✓		C,N,F
783238170065	FDSINC ●	C Plus 6" Firedome Socket Incandescent	✓		C,N,F
783238185106	FD2NECK-2H	C Plus 6" Firedome Collar Accessory for 2-Hour Rating	✓		C,N,F
783238181559	VS6 ●	C Plus 6" IC Slope Ceiling Frame Housing	✓		C,N,F
Trims					
783238121388	RB30W ●	6" C Plus PAR38, PAR30, BR30 Grooved Baffle White	✓		C,N,F
783238146770	RBS30W ●	6" C Plus Shallow PAR-BR30 Grooved Baffle WH	✓		C,N,F
783238039850	RB30 ●	6" C Plus PAR38, PAR30, BR30 Grooved Baffle Black	✓		C,N,F
783238121395	RB40W ●	6" C Plus PAR38, BR40 Grooved Baffle White	✓		C,N,F
783238039904	RC30C ●	6" C Plus Clear Cone for INC or CFL White Flange	✓		C,N,F
783238039928	RC30W ●	6" C Plus White Cone for INC or CFL White Flange	✓		C,N,F
783238190988	RBA100CLR ●	6" C Plus 6" Clear Reflector for INC & CFL	✓		C,N,F
783238137020	RBC30WM ●	6" C Plus PAR38, PAR30, BR30 Cone Grooved Baffle White	✓		C,N,F
783238137013	RBC30M ●	6" C Plus PAR38, PAR30, BR30 Cone Grooved Baffle Black	✓		C,N,F
783238154386	RF30W ●	6" C Plus PAR30 White Large Flange Trim	✓		C,N,F
783238039966	RS30W ●	6" C Plus PAR30 White SPAY Trim	✓		C,N,F
783238017551	SHR12IC ●	6" C Plus A19 Albalite Regressed Lens Plastic White Flange	✓		C,N,F
783238015267	SHR16IC ●	6" C Plus A19 Drop Opal Shower Light Vertical Plastic White Flange	✓		C,N,F
783238161476	SHR6ICW ●	6" C Plus Regressed Shower Light CFL Vertical White	✓		C,N,F
783238121166	R18P ●	6" C Plus Eyeball BR30 White	✓		C,N,F
783238186172	VS630WHT	6" C Plus Slope Ceiling White Baffle		✓	
783238186165	VS630BLK	6" C Plus Slope Ceiling Black Baffle		✓	

Lytecaster Accessories

UPC CODE	CATALOG NUMBER	DESCRIPTION	SERVICE SMART	SPEC SMART	STOCKED IN
784197145125	1955	Lytecaster Retaining Clip		✓	
784197145132	1956 ●	Lytecaster Set of 4 Mounting Bar Clips	✓		C,N,F
784197367237	LAS56 ●	Lytecaster Airseal Gasket	✓		C,N,F
783238121722	OV2	C Plus 6" Oversize Flange Accessory		✓	

*C= Carrollton, Texas F= Fontana, California N= Norwich, Connecticut

●" beside a blue catalog number indicates item is a recommended distributor shelf stock item.

Pictures are representative of product categories and may not illustrate the exact products listed on the pages of this guide.

Product information may change without notice. Contact your local Philips sales representative for additional product information.

Calculite Downlighting



1 3/4" Calculite LED

48 HOURS 2 WEEKS

UPC CODE	CATALOG NUMBER	DESCRIPTION	SERVICE SMART	SPEC SMART	STOCKED IN
662057574776	C2LDLCCDP	Calculite 1.75" LED REFL, Downlight Reflector		✓	
662057634463	C2LIC	Calculite 2.0" Aperture New Construction		✓	
662057569970	CA2FMR	Calculite Accessory 1.75" Flush Mount Ring		✓	
662057625492	CA2X2FMR	Calculite Accessory 1.75" Square Flush Mount		✓	
662057574516	C2L04DL30K25R1	1.75" FIK Remodeler: 3000K, 25 Degree 120V. C2L or C2x2L reqd		✓	
662057741819	C2L04DL30K25RUZ10V	1.75" FIK Remodeler: 3000K, 25 Degree 120-277v. 0-10V dimming.		✓	



3" Calculite Low Voltage MR16

UPC CODE	CATALOG NUMBER	DESCRIPTION	SERVICE SMART	SPEC SMART	STOCKED IN
Frames					
784197492083	C3ALVE1	Calculite 3" Frame Non IC Airseal, Low Voltage Electronic Transformer - 120V	✓		C,N,F
784197492113	C3LVE1	Calculite 3" Frame Non IC, Low Voltage Electronic Transformer - 120V	✓		C,N,F
784197224998	C4AIC	Calculite 4" Frame IC Airseal - Incandescent	✓		C,N,F
784197529222	C4AICLVE1	Calculite 4" Frame IC, Airseal Low Voltage, Electronic Transformer - 120V	✓		C,N,F
Trims					
784197492212	C3MRACCDW	Calculite 3" Trim Kit Adjustable Accent CCD w/White Flange	✓		C,N,F



4" Calculite Low Voltage MR16

UPC CODE	CATALOG NUMBER	DESCRIPTION	SERVICE SMART	SPEC SMART	STOCKED IN
784197529284	C4LVMU	Calculite 4" Frame, Non-IC, Low Voltage	✓		C,N,F
784197242862	C4MRACCDW	Calculite 4" Trim Kit Adjustable Accent CCD w/White Flange	✓		C,N,F



4" Calculite CFL

UPC CODE	CATALOG NUMBER	DESCRIPTION	SERVICE SMART	SPEC SMART	STOCKED IN
784197281663	4118VU	4" 1-18W Tripple Tube Frame-in-kit w/Ballast Ballast	✓		C,N,F
784197281670	4118VUEM	4" 1-18W Tripple Tube FIK w/Ballast Ballast Emergency		✓	
784197227227	8011CCLW	4" 18W Triple Tube Vertical Downlight Reflector Comfort Clear White Flange	✓		C,N,F
784197596156	D4132VU	Vetro DNLT 4" 1/26-32 TTT 120/277V USE w/8011 & D4A Series Vetro		✓	

*C= Carrollton, Texas F= Fontana, California N= Norwich, Connecticut

"•" beside a blue catalog number indicates item is a recommended distributor shelf stock item.

Pictures are representative of product categories and may not illustrate the exact products listed on the pages of this guide.

Product information may change without notice. Contact your local Philips sales representative for additional product information.



4", 6", 7" Calculte Incandescent

48 HOURS 2 WEEKS

UPC CODE	CATALOG NUMBER	DESCRIPTION	SERVICE SMART	SPEC SMART	STOCKED IN
784197770006	A400	4-1/2" FIK Incandescent Frame in Kit		✓	
784197770051	B600	6" FIK Incandescent Frame in Kit		✓	
784197770105	C700	7-1/2" FIK Incandescent Frame in Kit		✓	



6" Calculte CFL

UPC CODE	CATALOG NUMBER	DESCRIPTION	SERVICE SMART	SPEC SMART	STOCKED IN
Frames					
784197240226	6132BURM	6" FIK 1 LT 26/32W Triple Tube Electronic Remodeler		✓	
662057023571	S6126BU	6" FIK (1) 26W Triple Tube Vertical and Horizontal Lamp		✓	
662057601007	S6132BJ2MX	6" FIK 1-26/32W TTT 277V w/Advance Mark 10		✓	
662057131764	S6132BJULECD	6" FIK 1-26/32W TTT Lutron Eco-System		✓	
662057107738	S6132BJUM7	6" FIK 1-26/32W TTT 120/277V MARK VII Dimming		✓	
784197418588	S6132BU	6" FIK 1 32W Triple Tube for Vertical and Horizontal Lamp	✓		C,N,F
784197447083	S6132BUEM	6" FIK Steel 1-26/32W TTT 120/277V w/Emergency	✓		C,N,F
662057601045	S6132BUEM4E	6" FIK 1-26/32W TTT 120/277V EM w/ integral EM Test		✓	
662057011554	S6132BULC	6" FIK Aperture, (1) 26/32W Triple Tube - Chicago Plenum		✓	
784197510633	S6132BUS	6" FIK Aperture, (1) 26/32W Triple Tube		✓	
Trims					
784197226527	8021CCLW	6" 26/32W Triple Tube Vertical Reflector Comfort Clear White Flange	✓		C,N,F
784197226657	8021WWCCLW	6" 26/32W Triple Tube Single Open Wall Wash Reflector		✓	
784197226695	8031CCLW	6" Horiz.Tri-Tube Downlight Reflector Comfort Clear White Flange	✓		C,N,F



7" Calculte CFL

UPC CODE	CATALOG NUMBER	DESCRIPTION	SERVICE SMART	SPEC SMART	STOCKED IN
Frames					
784197527112	S7142BU	7" FIK 1-26/32/42W Triple Tube ELECT Frame in Kit for Vertical & Horizontal Lamp	✓		C,N,F
784197527136	S7142BUEM	7" FIK Steel 1-42W TTT 120/277V Emergency	✓		C,N,F
784197633134	S7132BU	7" FIK 1-32W TTT Electronic 4-PIN UNV Steel FIK		✓	
662057601601	S7142BUEM4E	7" FIK 1-42W TTT 120/277V EM w/ integral TEST		✓	
Trims					
784197227593	8022CCLW	7" 32/42W Triple Tube Downlight Vertical Reflector Comfort Clear White Flange		✓	



Calculte CFL - Square

UPC CODE	CATALOG NUMBER	DESCRIPTION	SERVICE SMART	SPEC SMART	STOCKED IN
784197503093	4X4132HUEM4E	4 1/2" Square FIK - 26, 32W Triple Integral EM with internal test switch		✓	
784197359805	4X9142HU	4 1/2" X 9" Rectangular FIK - 26,32,42W		✓	
784197359904	9X9242HU	9" X 9" Square FIK 2X26, 32, 42W Triple		✓	
784197360351	4X4CCLW	4 1/2" X 4 1/2" Open Trim - CCL/White		✓	

*C= Carrollton, Texas F= Fontana, California N= Norwich, Connecticut

"•" beside a blue catalog number indicates item is a recommended distributor shelf stock item.

Pictures are representative of product categories and may not illustrate the exact products listed on the pages of this guide.

Product information may change without notice. Contact your local Philips sales representative for additional product information.



8" Calculite CFL

48 HOURS 2 WEEKS

UPC CODE	CATALOG NUMBER	DESCRIPTION	SERVICE SMART	SPEC SMART	STOCKED IN
784197361150	8242HUV	8" FIK 120/277V ELEC. 2-42W Vandal		✓	
784197527198	S8242HU	8" FIK 2-26/32/-42W TRIPE Tube ELEC 4PIN		✓	
784197527082	S8242HUEM	8" FIK Steel 2-26/32/42W TTT 120/277V with Emergency		✓	
784197226978	8038CCLW	8" Horiz. TRI-Tube Downlight Reflector CCD with White Flange		✓	



Calculite Accessories

UPC CODE	CATALOG NUMBER	DESCRIPTION	SERVICE SMART	SPEC SMART	STOCKED IN
784197145002	1950	Mounting Bars 18" Set of (2)	✓		C,N,F
784197145033	1951	Mounting Bars 27" Set of (2)	✓		C,N,F
784197289041	7994	Set of 2 Telescoping Mounting Bars-Calculite		✓	
999999115324	C4TCA2	4" Evolution Thick Ceiling Adapter Ring		✓	
784197493448	CA3FMR	Plaster Ring Accessory for 3" Evolution		✓	
662057009223	CA4FMR	Plaster Ring Accessory for 4" LED Downlight		✓	
662057452036	CA7FMR	Plaster Ring Accessory for 7" LED Downlight		✓	
662057503035	CLAEM1520	Calculite LED Field-Wire EM-Pack 1500/2000 Lumen		✓	



4" Calculite White LED Round

UPC CODE	CATALOG NUMBER	DESCRIPTION	SERVICE SMART	SPEC SMART	STOCKED IN
Frames					
662057862033	C4L10NUVBZ10V	Calculite 4" 1000 Lumen LED New Construction - 120-277V	✓		C,N,F
662057862057	C4L10NUVBLD	Calculite 4" 1000 Lumen LED New Construction - 120-277V Lutron Hi Lume		✓	
662057873961	C4L10NUVBZ10VEM	Calculite 4" 1000 Lumen LED New Construction - 120-277V Emergency		✓	
662057862040	C4L10NUVBZ10VLC	Calculite 4" 1000 Lumen LED New Construction - 120-277V - Chicago Plenum		✓	
662057862071	C4L15N1VBZ10V	Calculite 4" 1500 Lumen LED New Construction - 120V	✓		C,N,F
662057862118	C4L15N2VBZ10V	Calculite 4" 1500 Lumen LED New Construction - 277V	✓		C,N,F
662057862095	C4L15N1VBLD	Calculite 4" 1500 Lumen LED New Construction - 120V Lutron Hi Lume		✓	
662057873978	C4L15N1VBZ10VEM	Calculite 4" 1500 Lumen LED New Construction - 120V Emergency		✓	
662057862088	C4L15N1VBZ10VLC	Calculite 4" 1500 Lumen LED New Construction - Chicago Plenum		✓	
662057873985	C4L15N2VBZ10VEM	Calculite 4" 1500 Lumen LED New Construction - 277V Emergency		✓	
Trims					
662057855196	C4L10DL30KCCLWVB	Calculite 4" 1000 /1500 Lumen 3000K LED Downlight Trim Comfort Clear White Flange		✓	
662057855349	C4L10DL35KCCLWVB	Calculite 4" 1000 /1500 Lumen 3500K LED Downlight Trim Comfort Clear White Flange		✓	
662057855967	C4L10WW30KCCLWVB	Calculite 4" 1000 /1500 Lumen 3000K LED Open Wall Wash Trim Comfort Clear White Flange		✓	
662057856339	C4L10WW35KCCLWVB	Calculite 4" 1000 /1500 Lumen 3500K LED Open Wall Wash Trim Comfort Clear White Flange		✓	

*C= Carrollton, Texas F= Fontana, California N= Norwich, Connecticut

"•" beside a blue catalog number indicates item is a recommended distributor shelf stock item.

Pictures are representative of product categories and may not illustrate the exact products listed on the pages of this guide.

Product information may change without notice. Contact your local Philips sales representative for additional product information.



6" Calculite White LED Round

48 HOURS 2 WEEKS

UPC CODE	CATALOG NUMBER	DESCRIPTION	SERVICE SMART	SPEC SMART	STOCKED IN
Frames					
662057862347	C6L15NUVBZ10V	Calculite 6" 1500 Lumen LED New Construction 120-277V	✓		C,N,F
662057862385	C6L20N1VBZ10V	Calculite 6" 2000 Lumen LED New Construction 120V	✓		C,N,F
662057862361	C6L15NUVB LD	Calculite 6" 1500 Lumen LED New Construction 120-277V - Lutron Hi Lume		✓	
662057874142	C6L15NUVBZ10VEM	Calculite 6" 1500 Lumen LED New Construction 120-277V - Emergency		✓	
662057862354	C6L15NUVBZ10VLC	Calculite 6" 1500 Lumen LED New Construction 120-277V Chicago Plenum		✓	
662057862408	C6L20N1VBLD	Calculite 6" 2000 Lumen LED New Construction 120V Lutron Hi Lume		✓	
662057874159	C6L20N1VBZ10VEM	Calculite 6" 2000 Lumen LED New Construction 120V Emergency		✓	
662057862392	C6L20N1VBZ10VLC	Calculite 6" 2000 Lumen LED New Construction 120V Chicago Plenum		✓	
662057862422	C6L20N2VBZ10V	Calculite 6" 2000 Lumen LED New Construction 277V		✓	
662057874197	C6L20N2VBZ10VEM	Calculite 6" 2000 Lumen LED New Construction 277V Emergency		✓	
Trims					
662057859491	C6L1520DL30KMCCLWVB	Calculite 6" 1500/2000lm Med Bm DL, 3000K, Comfort Clear White Flange		✓	
662057860541	C6L1520DL30KWCCLWVB	Calculite 6" 1500/2000lm Wide Bm DL, 3000K, Comfort Clear White Flange		✓	
662057859637	C6L1520DL35KMCCLWVB	Calculite 6" 1500/2000lm Med Bm DL, 3500K, Comfort Clear White Flange		✓	
662057860701	C6L1520DL35KWCCLWVB	Calculite 6" 1500/2000lm Wide Bm DL, 3500K, Comfort Clear White Flange		✓	
662057859774	C6L1520WW30KCCLWVB	Calculite 6" 1500/2000 Lumen 3000K LED Open WW - Comfort Clear White Flange		✓	
662057860121	C6L1520WW35KCCLWVB	Calculite 6" 1500/2000 Lumen 3500K LED Open WW - Comfort Clear White Flange		✓	



4x4" Calculite White LED Square

UPC CODE	CATALOG NUMBER	DESCRIPTION	SERVICE SMART	SPEC SMART	STOCKED IN
Frames					
662057862194	C4X4L10NUVBZ10V	Calculite 4x4 1000lm LED New Construction 120-277V	✓		C,N,F
662057862231	C4X4L10NUVB LD	Calculite 4x4 1000lm LED New Construction 120-277V Lutron Hi Lume		✓	
662057862262	C4X4L15N1VBZ10V	Calculite 4x4 1500lm LED New Construction 120V		✓	
Trims					
662057889634	C4X4L10DL30KCCLWVB	Calculite 4x4 1000/1500LM 3000K LED Downlight Comfort Clear White Flange		✓	
662057889788	C4X4L10DL35KCCLWVB	Calculite 4x4 1000/1500LM 3500K LED Downlight Comfort Clear White Flange		✓	
662057890227	C4X4L10WW30KCCLWVB	Calculite 4x4 1000/1500LM 3000K LED Lensed Wall Wash Comfort Clear White Flange		✓	
662057890418	C4X4L10WW35KCCLWVB	Calculite 4x4 1000/1500LM 3500K LED Lensed Wall Wash Comfort Clear White Flange		✓	

*C= Carrollton, Texas F= Fontana, California N= Norwich, Connecticut

"•" beside a blue catalog number indicates item is a recommended distributor shelf stock item.

Pictures are representative of product categories and may not illustrate the exact products listed on the pages of this guide.

Product information may change without notice. Contact your local Philips sales representative for additional product information.



6x6" Calculite White LED Square

UPC CODE	CATALOG NUMBER	DESCRIPTION	48 HOURS	2 WEEKS	STOCKED IN
			SERVICE SMART	SPEC SMART	
662057862460	C6X6L15NUVBZ10V	Calculite 6x6 1500 Lumen LED New Construction 120-277v	✓		C,N,F
662057862507	C6X6L20N1VBZ10V	Calculite 6x6 2000 Lumen LED New Construction 120v	✓		C,N,F
662057862484	C6X6L15NUVBLD	Calculite 6x6 1500 Lumen LED New Construction 120-277v Lutron Hi Lume		✓	
662057874210	C6X6L15NUVBZ10VEM	Calculite 6x6 1500 Lumen LED New Construction 120-277v Emergency		✓	
662057862477	C6X6L15NUVBZ10VLC	Calculite 6x6 1500 Lumen LED New Construction 120-277v Chicago Plenum		✓	
662057862514	C6X6L20N1VBZ10VLC	Calculite 6x6 2000 Lumen LED New Construction 120v - Chicago Plenum		✓	
Trims					
662057890913	C6X6L1520DL30KCCLWVB	Calculite 6x6 1500/2000LM 3000K LED Downlight Comfort Clear White Flange		✓	
662057891057	C6X6L1520DL35KCCLWVB	Calculite 6x6 1500/2000LM 3500K LED Downlight Comfort Clear White Flange		✓	
662057891477	C6X6L1520WW30KC-CLWVB	Calculite 6x6 1500/2000LM 3000K LED Lensed Wall Wash Comfort Clear White Flange		✓	
662057891613	C6X6L1520WW35KC-CLWVB	Calculite 6x6 1500/2000LM 3500K LED Lensed Wall Wash Comfort Clear White Flange		✓	



7" Calculite White LED Round

UPC CODE	CATALOG NUMBER	DESCRIPTION	48 HOURS	2 WEEKS	STOCKED IN
			SERVICE SMART	SPEC SMART	
Frames					
662057862583	C7L15NUVBZ10V	Calculite 7" 1500 Lumen LED New Construction 120-277V		✓	
662057862705	C7L35N1VBZ10V	Calculite 7" 3500 Lumen LED New Construction 120V		✓	
Trims					
662057864259	C7L1520DL30KMCCCLWVB	Calculite 7" 1500/2000 Lumen LED Medium Beam Downlight 3000K Comfort Clear White Flange		✓	
662057864877	C7L1520DL30KWCCCLWVB	Calculite 7" 1500/2000 Lumen LED Wide Beam Downlight 3000K Comfort Clear White Flange		✓	
662057864396	C7L1520DL35KMCCCLWVB	Calculite 7" 1500/2000 Lumen LED Medium Beam Downlight 3500k Comfort Clear White Flange		✓	
662057865010	C7L1520DL35KWCCCLWVB	Calculite 7" 1500/2000 Lumen LED Wide Beam Downlight 3500k Comfort Clear White Flange		✓	
662057865461	C7L1520WW30KCCLWVB	Calculite 7" 1500/2000 Lumen LED Open Wall Wash 3000K Comfort Clear White Flange		✓	
662057865607	C7L1520WW35KCCLWVB	Calculite 7" 1500/2000 Lumen LED Open Wall Wash 3500k Comfort Clear White Flange		✓	



8" Calculite White LED Round

UPC CODE	CATALOG NUMBER	DESCRIPTION	48 HOURS	2 WEEKS	STOCKED IN
			SERVICE SMART	SPEC SMART	
662057862781	C8L35N1VBZ10V	Calculite 8" 3500 Lumen LED New Construction 120V		✓	

*C= Carrollton, Texas F= Fontana, California N= Norwich, Connecticut

A large dot "•" beside a blue catalog number indicates item is a suggested stock item.

Pictures are representative of product categories and may not illustrate the exact products listed on the pages of this guide.

Product information may change without notice. Contact your local Philips sales representative for additional product information.



4" Revelation LED Square

48 HOURS 2 WEEKS

UPC CODE	CATALOG NUMBER	DESCRIPTION	SERVICE SMART	SPEC SMART	STOCKED IN
Frames					
781372288295	OM4LED20SQ120	4" 1000 Lumen Square LED Downlight Housing only-120V	✓		C,N,F
781372300065	OM4LED20SQ277	4" 1000 Lumen Square LED Downlight Housing only-277V	✓		C,N,F
Trims					
781372301208	R4LED30KSQCSS	4" Square LED 3000K, w/ Clear Semi-Specular Reflector (use with the 4" Square OM LED Housing)	✓		C,N,F
781372288394	R4LED35KSQCS	4" Square LED 3500K, w/ Clear Specular Reflector (use with the 4" Square OM LED Housing)		✓	
781372299963	R4LED35KSQCSS	4" Square LED 3500K, w/ Clear Semi-Specular Reflector (use with the 4" Square OM LED Housing)		✓	



4" Revelation LED Round

UPC CODE	CATALOG NUMBER	DESCRIPTION	SERVICE SMART	SPEC SMART	STOCKED IN
Frames					
781372288288	OM4LED20120	4" Round LED Downlight Housing only, 1000 Lumen, 120V	✓		C,N,F
781372302892	OM4LED20277	4" Round LED Downlight Housing only, 1000 Lumen, 277V	✓		C,N,F
781372336057	OM4LED28120	4" 1500 Lumen LED Downlight Housing only-120V	✓		C,N,F
781372336064	OM4LED28277	4" 1500 Lumen LED Downlight Housing only-277V	✓		C,N,F
Trims					
781372288325	R4LED30KCS	4" Round LED 3000K, w/ Clear Specular Reflector (use 4" OM LED Housing)	✓		C,N,F
781372302557	R4LED30KCSS	4" Round LED 3000K, w/ Clear Semi - Specular Reflector (use 4" OM LED Housing)		✓	
781372288332	R4LED35KCS	4" Round LED 3500K, w/ Clear Specular Reflector (use 4" OM LED Housing)	✓		C,N,F
781372299956	R4LED35KCSS	4" Round LED 3500K, w/ Clear Semi - Specular Reflector (use 4" OM LED Housing)	✓		C,N,F

Revelation Accessories


UPC CODE	CATALOG NUMBER	DESCRIPTION	SERVICE SMART	SPEC SMART	STOCKED IN
781372051783	Q1031	27" Flat Bar Hangers (set of 2) for use with wood joist ceilings	✓		C,N,F
781372175458	Q1032	26" C-Channel (set of 2) for use with t-grid or wood joist	✓		C,N,F
781372216885	Q1033	24" Expandable Bar Hangers (set of 2) with pre-installed nail for use with t-grid or wood joist	✓		C,N,F

*C= Carrollton, Texas F= Fontana, California N= Norwich, Connecticut

"•" beside a blue catalog number indicates item is a recommended distributor shelf stock item.

Pictures are representative of product categories and may not illustrate the exact products listed on the pages of this guide.

Product information may change without notice. Contact your local Philips sales representative for additional product information.



6" Revelation LED Round

48 HOURS 2 WEEKS

UPC CODE	CATALOG NUMBER	DESCRIPTION	SERVICE SMART	SPEC SMART	STOCKED IN
Frames					
781372303912	OM6LED27120	6" 1500 Lumen LED Downlight Housing only-120v	✓		C,N,F
781372294760	OM6LED27277	6" 1500 Lumen LED Downlight Housing only-277V	✓		C,N,F
781372288318	OM6LED39120	6" 2000 Lumen LED Downlight Housing only-120v	✓		C,N,F
781372304568	OM6LED39277	6" 2000 Lumen LED Downlight Housing only-277V	✓		C,N,F
781372319494	OM6LED39RMDLR120	6" 2000 Lumen Round, Remodel 120V Housing		✓	
781372319517	OM6LED39RMDLR277	6" 2000 Lumen Round, Remodel 277V Housing		✓	
781372342508	OM6LED53120	6" 3000 Lumen Round LED Downlight Housing 120 Volt	✓		C,N,F
781372342492	OM6LED53277	6" 3000 Lumen Round LED Downlight Housing 277 Volt	✓		C,N,F
Trims					
781372288448	R6LED30KMDCS	6" Round LED 3000K, Medium w/ Clear Specular Reflector 1500 or 2000lm		✓	
781372304285	R6LED30KMDCSS	6" Round LED 3000K, Medium w/ Clear Semi-Specular Reflector 1500 or 2000lm		✓	
781372288479	R6LED30KWDCS	6" Round LED 3000K, Wide w/ Clear Specular Reflector 1500 or 2000lm	✓		C,N,F
781372310637	R6LED30KWDCSS	6" Round LED 3000K, Wide w/ Clear Semi-Specular Reflector 1500 or 2000lm	✓		C,N,F
781372288455	R6LED35KMDCS	6" Round LED 3500K, Medium w/ Clear Specular Reflector 1500 or 2000lm	✓		C,N,F
781372302847	R6LED35KMDCSS	6" Round LED 3500K, Medium w/ Clear Semi-Specular Reflector 1500 or 2000lm	✓		C,N,F
781372288486	R6LED35KWDCS	6" Round LED 3500K, Wide w/ Clear Specular Reflector 1500 or 2000lm	✓		C,N,F
781372299468	R6LED35KWDCSS	6" Round LED 3500K, Wide w/ Clear Semi-Specular Reflector 1500 or 2000lm	✓		C,N,F
781372288462	R6LED40KMDCS	6" Round LED 4000K, Medium w/ Clear Specular Reflector 1500 or 2000lm	✓		C,N,F
781372310729	R6LED40KMDCSS	6" Round LED 4000K, Medium w/ Clear Semi-Specular Reflector 1500 or 2000lm	✓		C,N,F
781372288493	R6LED40KWDCS	6" Round LED 4000K, Wide w/ Clear Specular Reflector 1500 or 2000lm	✓		C,N,F
781372342539	R6LED5330KWDCS	6" 3000 Lumen Round LED 3000K, Wide w/ Clear Specular Reflector		✓	
781372342546	R6LED5335KWDCS	6" 3000 Lumen Round LED 3500K, Wide w/ Clear Specular Reflector		✓	



8" Revelation LED Round

UPC CODE	CATALOG NUMBER	DESCRIPTION	SERVICE SMART	SPEC SMART	STOCKED IN
Frames					
781372344694	OM8LED39RMDLR277	8" 2000 Lumen, Round LED, Remodel Downlight 3000K		✓	
781372342515	OM8LED53120	8" 3000 Lumen Round LED Downlight Housing 120 Volt	✓		C,N,F
781372342522	OM8LED53277	8" 3000 Lumen Round LED Downlight Housing 277 Volt	✓		C,N,F
Trims					
781372342560	R8LED5330KWDCS	8" 3000 Lumen Round LED 3000K, Wide Distribution w/ Clear Specular Reflector		✓	
781372342577	R8LED5335KWDCS	8" 3000 Lumen Round LED 3500K, Wide Distribution w/ Clear Specular Reflector		✓	

*C= Carrollton, Texas F= Fontana, California N= Norwich, Connecticut

"•" beside a blue catalog number indicates item is a recommended distributor shelf stock item.

Pictures are representative of product categories and may not illustrate the exact products listed on the pages of this guide.

Product information may change without notice. Contact your local Philips sales representative for additional product information.



Recessed

Recessed

Softlights (Direct/Indirect)



Coffaire LED Recessed

48 HOURS 2 WEEKS

UPC CODE	CATALOG NUMBER	DESCRIPTION	SERVICE SMART	SPEC SMART	STOCKED IN
782343272947	CFS22GPG25L35ULAG •	2x2, 2500lm, 3500K, Perf Diffuser w/ White Overlay, Universal Electronic Driver		✓	
782343468890	CFS24GPG30L35ULAG •	2x4, 3000lm, 3500K, Perf Diffuser w/ White Overlay, Universal Electronic Driver		✓	



Coffaire Recessed

UPC CODE	CATALOG NUMBER	DESCRIPTION	SERVICE SMART	SPEC SMART	STOCKED IN
782343966273	CFS1GPF232UNVHI	1x4, 2 Lamp, 32W T8, Perf Diffuser w/ White Overlay, Universal Electronic Ballast		✓	
782343969809	CFS2GPF217UNVHI	2x2, 2 Lamp, 17W T8, Perf Diffuser w/ White Overlay, Universal Electronic Ballast	✓		C,N,F
782343969847	CFS2GPF2FTUNVPR •	2x2, 2 Lamp, 40W TT5, Perf Diffuser w/ White Overlay, Universal Electronic Ballast	✓		C,N,F
782343932681	CFH2GPF228UNVPG	2x4, 2 Lamp, 28W T5, Perf Diffuser w/ White Overlay, Air Return Option, Universal Electronic Ballast	✓		N
782343917831	CFS2GPF228UNVPG	2x4, 2 Lamp, 28W T5, Perf Diffuser w/ White Overlay, Universal Electronic Ballast	✓		C,N
782343917688	CFH2GPF232UNVHI	2x4, 2 Lamp, 32W T8, Perf Diffuser w/ White Overlay, Air Return Option, Universal Electronic Ballast	✓		C,N,F
782343969823	CFS2GPF232UNVHI •	2x4, 2 Lamp, 32W T8, Perf Diffuser w/ White Overlay, Universal Electronic Ballast	✓		C,N,F
782343917657	CFH2GPF332UNVH3	2x4, 3 Lamp, 32W T8, Perf Diffuser w/ White Overlay, Air Return Option, Universal Electronic Ballast	✓		C,N,F
782343916919	CFS2GPF332UNVH3 •	2x4, 3 Lamp, 32W T8, Perf Diffuser w/ White Overlay, Universal Electronic Ballast	✓		C,N,F
782343917725	CFS2GPF332UNVHI	2x4, 3 Lamp, 32W T8, Perf Diffuser w/ White Overlay, Universal Electronic Ballast	✓		C,N,F

*C= Carrollton, Texas F= Fontana, California N= Norwich, Connecticut

“•” beside a blue catalog number indicates item is a recommended distributor shelf stock item.

Pictures are representative of product categories and may not illustrate the exact products listed on the pages of this guide.

Product information may change without notice. Contact your local Philips sales representative for additional product information.



Arioso Recessed

48 HOURS 2 WEEKS

UPC CODE	CATALOG NUMBER	DESCRIPTION	SERVICE SMART	SPEC SMART	STOCKED IN
734340958003	2AVG217-PMW-UNV-1/2-EB	2x2, 2 Lamp, 17W T8, Perf Diffuser w/ White Overlay, Universal Electronic Ballast		✓	
781370035709	2AVG317-PMW-UNV-1/3-EB	2x2, 3 Lamp, 17W T8, Perf Diffuser w/ White Overlay, Universal Electronic Ballast		✓	
782343294994	2AVG232-PMW-UNV-1/2-EB10I	2x4, 2 Lamp, 32W T8, Perf Diffuser w/ White Overlay, Universal Electronic Ballast		✓	
782343254271	2AVG328-PMW-UNV-1/3-EB	2x4, 3 Lamp, 28W T5, Perf Diffuser w/ White Overlay, Universal Electronic Ballast		✓	
734340750126	2AVG332-PMW-UNV-1/21-EB	2x4, 3 Lamp, 32W T8, Perf Diffuser w/ White Overlay, Universal Electronic Ballast	✓		C
734340840599	2AVG332-PMW-UNV-1/3-EB	2x4, 3 Lamp, 32W T8, Perf Diffuser w/ White Overlay, Universal Electronic Ballast	✓		C
734340607710	AVHD	Grid Clip For Arioso Recessed (4 each)	✓		C



HP90 LED Recessed

UPC CODE	CATALOG NUMBER	DESCRIPTION	SERVICE SMART	SPEC SMART	STOCKED IN
734340132793	HLS14GLR28L35ULAG	1x4, 2800lm, 3500K, Acrylic Linear Prismatic Lens, Universal Electronic Driver		✓	
734340119350	HLS22GLR28L35ULAG	2x2, 2800lm, 3500K, Acrylic Linear Prismatic Lens, Universal Electronic Driver		✓	
734340132847	HLS22GLR34L35ULAG •	2x2, 3400lm, 3500K, Acrylic Linear Prismatic Lens, Universal Electronic Driver		✓	
734340132854	HLS24GLR30L35ULAG	2x4, 3000lm, 3500K, Acrylic Linear Prismatic Lens, Universal Electronic Driver		✓	
781370050375	HLS24GLR41L35ULAG •	2x4, 4100lm, 3500K, Acrylic Linear Prismatic Lens, Universal Electronic Driver		✓	



HP90 Recessed

UPC CODE	CATALOG NUMBER	DESCRIPTION	SERVICE SMART	SPEC SMART	STOCKED IN
783238200229	H9S1GLR232UNVHI	1x4, 2 Lamp, 32W T8, Acrylic Linear Prismatic Lens, Universal Electronic Ballast		✓	
782343917701	H9S2GLR214UNVPG	2x2, 2 Lamp, 14W T5, Acrylic Linear Prismatic Lens, Universal Electronic Ballast	✓		F
734340151039	H9A2GLR217UNVHIE1	2x2, 2 Lamp, 17W T8, Acrylic Linear Prismatic Lens, Air Return Option, Universal Electronic Ballast		✓	
782343917664	H9S2GLR217UNVHI	2x2, 2 Lamp, 17W T8, Acrylic Linear Prismatic Lens, Universal Electronic Ballast	✓		C,N,F
782343917671	H9S2GLR224UNVPG	2x2, 2 Lamp, 25W T5HO, Acrylic Linear Prismatic Lens, Universal Electronic Ballast	✓		C,N,F
782343917633	H9S2GLR228UNVPG	2x4, 2 Lamp, 28W T5, Acrylic Linear Prismatic Lens, Universal Electronic Ballast	✓		C,N,F
782343917626	H9S2GLR232UNVHI	2x4, 2 Lamp, 32W T8, Acrylic Linear Prismatic Lens, Universal Electronic Ballast	✓		N,F
734340150971	H9A2GLR232UNVHIE1	2x4, 2 Lamp, 32W T8, Acrylic Linear Prismatic Lens, Air Return Option, Universal Electronic Ballast		✓	

*C= Carrollton, Texas F= Fontana, California N= Norwich, Connecticut

“•” beside a blue catalog number indicates item is a recommended distributor shelf stock item.

Pictures are representative of product categories and may not illustrate the exact products listed on the pages of this guide.

Product information may change without notice. Contact your local Philips sales representative for additional product information.



Attune Recessed

48 HOURS 2 WEEKS

UPC CODE	CATALOG NUMBER	DESCRIPTION	SERVICE SMART	SPEC SMART	STOCKED IN
781370591335	2ATNG217-PMW-UNV-1/2-EB	2x2, 2 Lamp, 17W T8, Round Perf Diffuser w/ White Overlay, Universal Electronic Ballast		✓	
781370831844	2ATNG228-D-UNV-1/2-EB	2x4, 2 Lamp, 28W T5, Smooth Diffuser; Universal Electronic Ballast		✓	
781370828950	2ATNG232-PMW-UNV-1/2-EB	2x4, 2 Lamp, 32W T8, Round Perf Diffuser w/ White Overlay, Universal Electronic Ballast		✓	



HVA Recessed

UPC CODE	CATALOG NUMBER	DESCRIPTION	SERVICE SMART	SPEC SMART	STOCKED IN
782343652138	2HVAG214-D-UNV-1/2-EB	2x2, 2 Lamp, 14W T5, Opal Diffuser; Universal Electronic Ballast		✓	
782343527092	2HVAG217-D-UNV-1/2-EB	2x2, 2 Lamp, 17W T8, Opal Diffuser; Universal Electronic Ballast	✓		N
782343332184	2HVAG217-D-UNV-1/2-EB-LPT735 ●	2x2, 2 Lamp, 17W T8, Opal Diffuser; Universal Electronic Ballast, w/ 735 Lamps		✓	
782343527344	2HVAG228-D-UNV-1/2-EB	2x4, 2 Lamp, 28W T5, Opal Diffuser; Universal Electronic Ballast	✓		N
782343517345	2HVAG228-D-UNV-1/2-EB-LPT835 ●	2x4, 2 Lamp, 28W T5, Opal Diffuser; Universal Electronic Ballast, w/ 835 Lamps	✓		C,F
782343422755	2HVAG232-D-UNV-1/2-EB	2x4, 2 Lamp, 32W T8, Opal Diffuser; Universal Electronic Ballast		✓	
782343332160	2HVAG232-D-UNV-1/2-EB-LPT735 ●	2x4, 2 Lamp, 32W T8, Opal Diffuser; Universal Electronic Ballast, w/ 735 Lamps	✓		C,N,F

*C= Carrollton, Texas F= Fontana, California N= Norwich, Connecticut

“●” beside a blue catalog number indicates item is a recommended distributor shelf stock item.

Pictures are representative of product categories and may not illustrate the exact products listed on the pages of this guide.

Product information may change without notice. Contact your local Philips sales representative for additional product information.



DualLED LED Recessed

UPC CODE	CATALOG NUMBER	DESCRIPTION	48 HOURS	2 WEEKS	STOCKED IN
			SERVICE SMART	SPEC SMART	
781370169817	1DLG27L835-4-D-UNV-DIM	1x4, 2700lm, 3500K, Opal Diffuser, Universal Electronic 0-10V Dimming Driver	✓		N
781370181307	2DLG27L840-2-D-UNV-DIM	2x2, 2700lm, 4000K, Opal Diffuser, Universal Electronic 0-10V Dimming Driver		✓	
782343815472	2DLG34L835-2-D-UNV-DIM	2x2, 3400lm, 3500K, Opal Diffuser, Universal Electronic 0-10V Dimming Driver	✓		N
782343751732	2DLG34L840-2-D-UNV-DIM •	2x2, 3400lm, 4000K, Opal Diffuser, Universal Electronic 0-10V Dimming Driver		✓	
782343882276	2DLG38L835-2-D-UNV-DIM	2x2, 3800lm, 3500K, Opal Diffuser, Universal Electronic 0-10V Dimming Driver		✓	
782343781098	2DLG38L840-2-D-UNV-DIM	2x2, 3800lm, 4000K, Opal Diffuser, Universal Electronic 0-10V Dimming Driver		✓	
782343873267	2DLG44L835-2-D-UNV-DIM	2x2, 4400lm, 3500K, Opal Diffuser, Universal Electronic 0-10V Dimming Driver		✓	
782343743591	2DLG44L840-2-D-UNV-DIM	2x2, 4400lm, 4000K, Opal Diffuser, Universal Electronic 0-10V Dimming Driver		✓	
782343815458	2DLG43L835-4-D-UNV-DIM	2x4, 4300lm, 3500K, Opal Diffuser, Universal Electronic 0-10V Dimming Driver		✓	
782343814710	2DLG43L840-4-D-UNV-DIM •	2x4, 4300lm, 4000K, Opal Diffuser, Universal Electronic 0-10V Dimming Driver		✓	
782343841167	2DLG49L835-4-D-UNV-DIM	2x4, 4900lm, 3500K, Opal Diffuser, Universal Electronic 0-10V Dimming Driver	✓		N
782343786635	2DLG49L840-4-D-UNV-DIM	2x4, 4900lm, 4000K, Opal Diffuser, Universal Electronic 0-10V Dimming Driver		✓	
782343947043	2DLG58L835-4-D-UNV-DIM	2x4, 5800lm, 3500K, Opal Diffuser, Universal Electronic 0-10V Dimming Driver		✓	
782343496763	2DLG58L840-4-D-UNV-DIM	2x4, 5800lm, 4000K, Opal Diffuser, Universal Electronic 0-10V Dimming Driver		✓	
782343820230	2DLG73L835-4-D-UNV-DIM	2x4, 7300lm, 3500K, Opal Diffuser, Universal Electronic 0-10V Dimming Driver		✓	
782343786628	2DLG73L840-4-D-UNV-DIM	2x4, 7300lm, 4000K, Opal Diffuser, Universal Electronic 0-10V Dimming Driver		✓	



DayLine LED Recessed

UPC CODE	CATALOG NUMBER	DESCRIPTION	48 HOURS	2 WEEKS	STOCKED IN
			SERVICE SMART	SPEC SMART	
734340085808	2CLG30L835-2-D-UNV	2x2, 3000lm, 3500K, Opal Diffuser, Universal Electronic Driver	✓		C
734340085839	2CLG30L835-2-D-UNV-DIM	2x2, 3000lm, 3500K, Opal Diffuser, Universal Electronic 0-10V Dimming Driver	✓		C
734340085778	2CLG30L840-2-D-UNV	2x2, 3000lm, 4000K, Opal Diffuser, Universal Electronic Driver	✓		C
734340085792	2CLG30L840-2-D-UNV-DIM	2x2, 3000lm, 4000K, Opal Diffuser, Universal Electronic 0-10V Dimming Driver	✓		C
781370060275	2CLG36L835-2-D-UNV	2x2, 3600lm, 3500K, Opal Diffuser, Universal Electronic Driver	✓		C
781370146740	2CLG36L835-2-D-UNV-DIM	2x2, 3600lm, 3500K, Opal Diffuser, Universal Electronic 0-10V Dimming Driver	✓		C
734340085877	2CLG36L840-2-D-UNV	2x2, 3600lm, 4000K, Opal Diffuser, Universal Electronic Driver	✓		C
781370028145	2CLG36L840-2-D-UNV-DIM •	2x2, 3600lm, 4000K, Opal Diffuser, Universal Electronic 0-10V Dimming Driver	✓		C
734340085914	2CLG41L835-4-D-UNV	2x4, 4100lm, 3500K, Opal Diffuser, Universal Electronic Driver	✓		C
781370146658	2CLG41L835-4-D-UNV-DIM	2x4, 4100lm, 3500K, Opal Diffuser, Universal Electronic 0-10V Dimming Driver	✓		C
781370047054	2CLG41L840-4-D-UNV	2x4, 4100lm, 4000K, Opal Diffuser, Universal Electronic Driver	✓		C
734340085884	2CLG41L840-4-D-UNV-DIM •	2x4, 4100lm, 4000K, Opal Diffuser, Universal Electronic 0-10V Dimming Driver	✓		C
734340086065	2CLG54L835-4-D-UNV	2x4, 5400lm, 3500K, Opal Diffuser, Universal Electronic Driver	✓		C
734340086089	2CLG54L835-4-D-UNV-DIM	2x4, 5400lm, 3500K, Opal Diffuser, Universal Electronic 0-10V Dimming Driver	✓		C
734340086003	2CLG54L840-4-D-UNV	2x4, 5400lm, 4000K, Opal Diffuser, Universal Electronic Driver	✓		C
781370028299	2CLG54L840-4-D-UNV-DIM	2x4, 5400lm, 4000K, Opal Diffuser, Universal Electronic 0-10V Dimming Driver	✓		C

*C= Carrollton, Texas F= Fontana, California N= Norwich, Connecticut

“•” beside a blue catalog number indicates item is a recommended distributor shelf stock item.

Pictures are representative of product categories and may not illustrate the exact products listed on the pages of this guide.

Product information may change without notice. Contact your local Philips sales representative for additional product information.



SofTrace Recessed

UPC CODE	CATALOG NUMBER	DESCRIPTION	48 HOURS	2 WEEKS	STOCKED IN
			SERVICE SMART	SPEC SMART	
782343150061	1STG232-PMW-UNV-1/2-EB	1x4, 2 Lamp, 32W T8, Round Perf Diffuser w/ White Overlay; Universal Electronic Ballast		✓	
782343096550	2STG214-DS-UNV-1/2-EB	2x2, 2 Lamp, 14W T5, Smooth Opal Diffuser; Universal Electronic Ballast		✓	
734340428261	2STG214-PMW-UNV-1/2-EB	2x2, 2 Lamp, 14W T5, Round Perf Diffuser w/ White Overlay; Universal Electronic Ballast		✓	
782343202692	2STG217-DS-UNV-1/2-EB	2x2, 2 Lamp, 17W T8, Smooth Opal Diffuser; Universal Electronic Ballast		✓	
734340154139	2STG217-D-UNV-1/2-EB	2x2, 2 Lamp, 17W T8, Ribbed Opal Diffuser; Universal Electronic Ballast	✓		C
734340007206	2STG217-D-UNV-1/2-EB-LPT735 •	2x2, 2 Lamp, 17W T8, Ribbed Opal Diffuser; Universal Electronic Ballast, w/ 735 Lamps	✓		C
734340182774	2STG217-PMW-UNV-1/2-EB	2x2, 2 Lamp, 17W T8, Round Perf Diffuser w/ White Overlay; Universal Electronic Ballast		✓	
782343340288	2STG2CF40-DS-UNV-1/2-EB	2x2, 2 Lamp, 40W TT5, Smooth Opal Diffuser; Universal Electronic Ballast		✓	
734340000795	2STG2CF40-D-UNV-1/2-EB	2x2, 2 Lamp, 40W TT5, Ribbed Opal Diffuser; Universal Electronic Ballast		✓	
782343096543	2STG228-DS-UNV-1/2-EB	2x4, 2 Lamp, 28W T5, Smooth Opal Diffuser; Universal Electronic Ballast		✓	
734340134155	2STG228-D-UNV-1/2-EB	2x4, 2 Lamp, 28W T5, Ribbed Opal Diffuser; Universal Electronic Ballast	✓		C
734340072617	2STG228-D-UNV-1/2-EB95-LPT835 •	2x4, 2 Lamp, 28W T5, Ribbed Opal Diffuser; Universal Electronic Ballast, w/ 835 Lamps	✓		C
734340125047	2STG228-PMW-UNV-1/2-EB	2x4, 2 Lamp, 28W T5, Round Perf Diffuser w/ White Overlay; Universal Electronic Ballast		✓	
782343202685	2STG232-DS-UNV-1/2-EB	2x4, 2 Lamp, 32W T8, Smooth Opal Diffuser; Universal Electronic Ballast		✓	
782343395363	2STG232-DS-UNV-1/2-EB10R	2x4, 2 Lamp, 32W T8, Smooth Opal Diffuser; Universal Electronic Ballast		✓	
781370982973	2STG232-D-UNV-1/2-EB	2x4, 2 Lamp, 32W T8, Ribbed Opal Diffuser; Universal Electronic Ballast	✓		C
734340138313	2STG232-D-UNV-1/2-EB10R	2x4, 2 Lamp, 32W T8, Ribbed Opal Diffuser; Universal Electronic Ballast		✓	
734340289107	2STG232-D-UNV-1/2-EBSD	2x4, 2 Lamp, 32W T8, Ribbed Opal Diffuser; Universal Electronic Ballast	✓		C
734340239836	2STG232-PMW-UNV-1/2-EB10R	2x4, 2 Lamp, 32W T8, Round Perf Diffuser w/ White Overlay; Universal Electronic Ballast		✓	
782343717271	2STG254HO-DS-UNV-1/2-EB	2x4, 2 Lamp, 54W T5HO, Smooth Opal Diffuser; Universal Electronic Ballast		✓	
734340041408	2STG254HO-D-UNV-1/2-EB	2x4, 2 Lamp, 54W T5HO, Ribbed Opal Diffuser; Universal Electronic Ballast		✓	

*C= Carrollton, Texas F= Fontana, California N= Norwich, Connecticut

“•” beside a blue catalog number indicates item is a recommended distributor shelf stock item.

Pictures are representative of product categories and may not illustrate the exact products listed on the pages of this guide.

Product information may change without notice. Contact your local Philips sales representative for additional product information.

Troffer



SP Recessed

UPC CODE	CATALOG NUMBER	DESCRIPTION	48 HOURS		2 WEEKS	
			SERVICE SMART	SPEC SMART	STOCKED IN	
781370668433	2SPG217R-FS12-UNV-1/2-EB	2x2, 2 Lamp, 17W T8, Flat Steel Door Frame, Pattern 12 Prismatic Acrylic Lens, Universal Electronic Ballast		✓		
782343810057	2SPG314R-FS12-UNV-1/3-EB	2x2, 3 Lamp, 14W T5, Flat Steel Door Frame, Pattern 12 Prismatic Acrylic Lens, Universal Electronic Ballast		✓		
781370793807	2SPG317R-FS12-UNV-1/3-EB	2x2, 3 Lamp, 17W T8, Flat Steel Door Frame, Pattern 12 Prismatic Acrylic Lens, Universal Electronic Ballast		✓		
734340321647	2SPG228-FS12-UNV-1/2-EB	2x4, 2 Lamp, 28W T5, Flat Steel Door Frame, Pattern 12 Prismatic Acrylic Lens, Universal Electronic Ballast		✓		
734340954579	2SPG232-FS12-UNV-1/2-EB	2x4, 2 Lamp, 32W T8, Flat Steel Door Frame, Pattern 12 Prismatic Acrylic Lens, Universal Electronic Ballast		✓		
782343173787	2SPG328-FS12-UNV-1/3-EB	2x4, 3 Lamp, 28W T5, Flat Steel Door Frame, Pattern 12 Prismatic Acrylic Lens, Universal Electronic Ballast		✓		
782343339152	2SPG332-FS12-UNV-1/3-EB	2x4, 3 Lamp, 32W T8, Flat Steel Door Frame, Pattern 12 Prismatic Acrylic Lens, Universal Electronic Ballast		✓		
781370713430	2SPG432-FS12-UNV-1/4-EB10R	2x4, 4 Lamp, 32W T8, Flat Steel Door Frame, Pattern 12 Prismatic Acrylic Lens, Universal Electronic Ballast		✓		



SpecPlus LED Recessed

UPC CODE	CATALOG NUMBER	DESCRIPTION	SERVICE SMART	SPEC SMART	STOCKED IN
781370026424	SPS22GFSVA33A35ULAG	2x2, 3300lm, 3500K, Flat Steel Door Frame, Pattern 12 Prismatic Acrylic Lens, Universal Electronic Driver		✓	
781370040970	SPS22GFSVA38A35ULAG	2x2, 3800lm, 3500K, Flat Steel Door Frame, Pattern 12 Prismatic Acrylic Lens, Universal Electronic Driver		✓	
781370071141	SPS24GFSVA33A35ULAG	2x4, 3300lm, 3500K, Flat Steel Door Frame, Pattern 12 Prismatic Acrylic Lens, Universal Electronic Driver		✓	
781370071288	SPS24GFSVA37A35ULAG	2x4, 3700lm, 3500K, Flat Steel Door Frame, Pattern 12 Prismatic Acrylic Lens, Universal Electronic Driver		✓	
781370071318	SPS24GFSVA43A35ULAG	2x4, 4300lm, 3500K, Flat Steel Door Frame, Pattern 12 Prismatic Acrylic Lens, Universal Electronic Driver		✓	

*C= Carrollton, Texas F= Fontana, California N= Norwich, Connecticut

“•” beside a blue catalog number indicates item is a recommended distributor shelf stock item.

Pictures are representative of product categories and may not illustrate the exact products listed on the pages of this guide.

Product information may change without notice. Contact your local Philips sales representative for additional product information.



SpecPlus Recessed

UPC CODE	CATALOG NUMBER	DESCRIPTION	48 HOURS	2 WEEKS	STOCKED IN
			SERVICE SMART	SPEC SMART	
782343967089	SPS1GFSVA232UNVHI	1x4, 2 Lamp, 32W T8, Flat Steel Door Frame, Pattern 12 Prismatic Acrylic Lens, Universal Electronic Ballast		✓	
782343478967	SPS2GFSVI217UNVHI	2x2, 2 Lamp, 17W T8, Flat Steel Door Frame, Pattern 12 Prismatic Acrylic Lens, Universal Electronic Ballast		✓	
782343469477	SPS2GFSVA2FT120SB QSW	2x2, 2 Lamp, 40W TT5, Flat Steel Door Frame, Pattern 12 Prismatic Acrylic Lens, 120V Electronic Ballast	✓		C
782343478936	SPS2GFSVI26UUNVHI	2x2, 2 Lamp, 31W U6 T8, Flat Steel Door Frame, Pattern 12 Prismatic Acrylic Lens, Universal Electronic Ballast		✓	
782343478882	SPS2GFSVA317UNVH3	2x2, 3 Lamp, 17W T8, Flat Steel Door Frame, Pattern 12 Prismatic Acrylic Lens, Universal Electronic Ballast		✓	
734340132939	SPS2GFSVI317UNVH3	2x2, 3 Lamp, 17W T8, Flat Steel Door Frame, Pattern 12 Prismatic Acrylic Lens, Universal Electronic Ballast		✓	
734340132892	SPS2GFSVA417UNVHI	2x2, 4 Lamp, 17W T8, Flat Steel Door Frame, Pattern 12 Prismatic Acrylic Lens, Universal Electronic Ballast		✓	
782343469552	SPS2GFSVA232UNVHI	2x4, 2 Lamp, 32W T8, Flat Steel Door Frame, Pattern 12 Prismatic Acrylic Lens, Universal Electronic Ballast	✓		C
782343476994	SPS2GFSVI232UNVHI	2x4, 2 Lamp, 32W T8, Flat Steel Door Frame, Pattern 12 Prismatic Acrylic Lens, Universal Electronic Ballast	✓		C
782343500767	SPS2GFSVA332UNVH3	2x4, 3 Lamp, 32W T8, Flat Steel Door Frame, Pattern 12 Prismatic Acrylic Lens, Universal Electronic Ballast	✓		C
734340150940	SPS2GFSVA332UNVH3EM	2x4, 3 Lamp, 32W T8, Flat Steel Door Frame, Pattern 12 Prismatic Acrylic Lens, Universal Electronic Ballast	✓		N
782343469514	SPS2GFSVI332UNVH3	2x4, 3 Lamp, 32W T8, Flat Steel Door Frame, Pattern 12 Prismatic Acrylic Lens, Universal Electronic Ballast	✓		C
734340132908	SPS2GFSVA432UNVHI	2x4, 4 Lamp, 32W T8, Flat Steel Door Frame, Pattern 12 Prismatic Acrylic Lens, Universal Electronic Ballast		✓	
782343968758	SPS2GFSVA432UNVH4	2x4, 4 Lamp, 32W T8, Flat Steel Door Frame, Pattern 12 Prismatic Acrylic Lens, Universal Electronic Ballast	✓		C
734340041538	SPS2GFSVI432UNVH4	2x4, 4 Lamp, 32W T8, Flat Steel Door Frame, Pattern 12 Prismatic Acrylic Lens, Universal Electronic Ballast		✓	



Surface Modular

UPC CODE	CATALOG NUMBER	DESCRIPTION	SERVICE SMART	SPEC SMART	STOCKED IN
734340030617	2SMR231U6-FS01-UNV-1/2-EB	2x2, 2 Lamp, 31W U6 T8, Flat Steel Door Frame, Pattern 12 Prismatic Acrylic Lens, Universal Electronic Ballast		✓	
734340030631	2SMR332-FS01-UNV-1/3-EB	2x4, 3 Lamp, 32W T8, Flat Steel Door Frame, Pattern 12 Prismatic Acrylic Lens, Universal Electronic Ballast		✓	

*C= Carrollton, Texas F= Fontana, California N= Norwich, Connecticut

“•” beside a blue catalog number indicates item is a recommended distributor shelf stock item.

Pictures are representative of product categories and may not illustrate the exact products listed on the pages of this guide.

Product information may change without notice. Contact your local Philips sales representative for additional product information.



TG8 Recessed

UPC CODE	CATALOG NUMBER	DESCRIPTION	48 HOURS	2 WEEKS	STOCKED IN
			SERVICE SMART	SPEC SMART	
734340607994	1TG232-01-UNV-1/2-EB	1x4, 2 Lamp, 32W T8, Flat Steel Door Frame, Pattern 12 Prismatic Acrylic Lens, Universal Electronic Ballast	✓		C,N,F
781370989132	2TG8217R-01-UNV-1/2-EB	2x2, 2 Lamp, 17W T8, Flat Steel Door Frame, Pattern 12 Prismatic Acrylic Lens, Universal Electronic Ballast		✓	
781370943776	2TG8231U6R-01-UNV-1/2-EB	2x2, 2 Lamp, 31W U6 T8, Flat Steel Door Frame, Pattern 12 Prismatic Acrylic Lens, Universal Electronic Ballast	✓		C,N,F
781370989149	2TG8317R-01-UNV-1/3-EB	2x2, 3 Lamp, 17W T8, Flat Steel Door Frame, Pattern 12 Prismatic Acrylic Lens, Universal Electronic Ballast		✓	
734340981889	2TG8232-01-UNV-1/2-EB •	2x4, 2 Lamp, 32W T8, Flat Steel Door Frame, Pattern 12 Prismatic Acrylic Lens, Universal Electronic Ballast	✓		C,N,F
734340976526	2TG8332-01-UNV-1/21-EB •	2x4, 3 Lamp, 32W T8, Flat Steel Door Frame, Pattern 12 Prismatic Acrylic Lens, Universal Electronic Ballast	✓		C,N,F
734340976533	2TG8332-01-UNV-1/3-EB •	2x4, 3 Lamp, 32W T8, Flat Steel Door Frame, Pattern 12 Prismatic Acrylic Lens, Universal Electronic Ballast	✓		C,N,F
734340981896	2TG8332-01-UNV-1/3-EB-LPT735 •	2x4, 3 Lamp, 32W T8, Flat Steel Door Frame, Pattern 12 Prismatic Acrylic Lens, Universal Electronic Ballast, w/ 735 Lamps	✓		C,N,F
781370017293	2TG8332-01-UNV-1/3-EB101-LPT741 •	2x4, 3 Lamp, 32W T8, Flat Steel Door Frame, Pattern 12 Prismatic Acrylic Lens, Universal Electronic Ballast, w/ 741 Lamps	✓		C
734340976540	2TG8332-01-UNV-1/3-EB-F1-LPT735 •	2x4, 3 Lamp, 32W T8, Flat Steel Door Frame, Pattern 12 Prismatic Acrylic Lens, Universal Electronic Ballast, 6' Flex, w/ 735 Lamps	✓		C,F
782343338797	2TG8332-01-UNV-1/3-EB-F1-LPT741 •	2x4, 3 Lamp, 32W T8, Flat Steel Door Frame, Pattern 12 Prismatic Acrylic Lens, Universal Electronic Ballast, 6' Flex, w/ 741 Lamps	✓		C
734340996661	2TG8332-01-UNV-M11-1/42-EB	2x4, 3 Lamp, 32W T8, Flat Steel Door Frame, Pattern 12 Prismatic Acrylic Lens, Universal Electronic Ballast, 11' Flex, Master Unit For Use w/ Satellite Unit		✓	
734340996678	2TG8332-01-000-S-X-1/42-EBIS	2x4, 3 Lamp, 32W T8, Flat Steel Door Frame, Pattern 12 Prismatic Acrylic Lens, Satellite Unit For Use w/ Master Unit		✓	
734340976595	2TG8432-01-UNV-1/4-EB •	2x4, 4 Lamp, 32W T8, Flat Steel Door Frame, Pattern 12 Prismatic Acrylic Lens, Universal Electronic Ballast	✓		C,N,F
734340996845	2TG8432-01-UNV-2/2-EB •	2x4, 4 Lamp, 32W T8, Flat Steel Door Frame, Pattern 12 Prismatic Acrylic Lens, Universal Electronic Ballast	✓		C,N,F
734340981902	2TG8432-01-UNV-1/4-EB-LPT735 •	2x4, 4 Lamp, 32W T8, Flat Steel Door Frame, Pattern 12 Prismatic Acrylic Lens, Universal Electronic Ballast, w/ 735 Lamps	✓		C,N,F
734340981919	2TG8432-01-UNV-1/4-EB-LPT741 •	2x4, 4 Lamp, 32W T8, Flat Steel Door Frame, Pattern 12 Prismatic Acrylic Lens, Universal Electronic Ballast, w/ 741 Lamps	✓		C,N,F
734340976601	2TG8432-01-UNV-1/4-EB-F1-LPT735 •	2x4, 4 Lamp, 32W T8, Flat Steel Door Frame, Pattern 12 Prismatic Acrylic Lens, Universal Electronic Ballast, 6' Flex, w/ 735 Lamps	✓		C,F
734340976618	2TG8432-01-UNV-1/4-EB-F1-LPT741 •	2x4, 4 Lamp, 32W T8, Flat Steel Door Frame, Pattern 12 Prismatic Acrylic Lens, Universal Electronic Ballast, 6' Flex, w/ 741 Lamps	✓		C
782343040713	TG8FS01D	2x4 Pattern 12 Prismatic Acrylic Lens Replacement	✓		C,N,F
782343297872	TG8FS01DL-5PK	2x4 Pattern 12 Prismatic Acrylic Lens Replacement, 5 Pack	✓		C,N,F

Recessed Accessories

UPC CODE	CATALOG NUMBER	DESCRIPTION	SERVICE SMART	SPEC SMART	STOCKED IN
734340775488	FMA14	1x4 Flange Mounting Frame Assembly For Recessed Fixtures	✓		C,N,F
734340775471	FMA22	2x2 Flange Mounting Frame Assembly For Recessed Fixtures	✓		C,N,F
734340775464	FMA24	2x4 Flange Mounting Frame Assembly For Recessed Fixtures	✓		C,N,F
782343501603	GCC	Grid Clip For Recessed Fixtures (4 each)	✓		F

*C= Carrollton, Texas F= Fontana, California N= Norwich, Connecticut

“•” beside a blue catalog number indicates item is a recommended distributor shelf stock item.

Pictures are representative of product categories and may not illustrate the exact products listed on the pages of this guide.

Product information may change without notice. Contact your local Philips sales representative for additional product information.

Parabolic



LP3 Parabolic Recessed


UPC CODE	CATALOG NUMBER	DESCRIPTION	48 HOURS	2 WEEKS	STOCKED IN
			SERVICE SMART	SPEC SMART	
781370799342	1LP3GS232-26AL-UNV-1/2-EB	1x4, 2 Lamp, 32W T8, 12 Cell Semi-Specular Louver; Universal Electronic Ballast		✓	
781370321864	2LP3GC217R-33AL-UNV-1/2-EB10I	2x2, 2 Lamp, 17W T8, 9 Cell Semi-Specular Louver; Universal Electronic Ballast	✓		N
781370400361	2LP3GC217R-33AL-UNV-1/2-EB-ASC	2x2, 2 Lamp, 17W T8, 9 Cell Semi-Specular Louver; Universal Electronic Ballast, Removable Air Slot Covers	✓		N
734340941807	2LP3GC231U6R-33AL-UNV-1/2-EB-ASC •	2x2, 2 Lamp, 31W U6 T8, 9 Cell Semi-Specular Louver; Universal Electronic Ballast, Removable Air Slot Covers	✓		C,N,F
734340079876	2LP3GS231U6R-33AL-UNV-1/2-EB •	2x2, 2 Lamp, 31W U6 T8, 9 Cell Semi-Specular Louver; Universal Electronic Ballast	✓		C,N,F
781370134709	2LP3GS232-26AL-UNV-1/2-EB	2x4, 2 Lamp, 32W T8, 12 Cell Semi-Specular Louver; Universal Electronic Ballast	✓		N
782343268018	2LP3GS232-26AL-UNV-1/2-EB10I-F1-LPT735	2x4, 2 Lamp, 32W T8, 12 Cell Semi-Specular Louver; Universal Electronic Ballast, 6' Flex, w/ 735 Lamps		✓	
782343231500	2LP3GC232-26AL-UNV-1/2-EB-ASC	2x4, 2 Lamp, 32W T8, 12 Cell Semi-Specular Louver; Universal Electronic Ballast, Removable Air Slot Covers	✓		C
734340609196	2LP3GS232-36AL-UNV-1/2-EB10I	2x4, 2 Lamp, 32W T8, 18 Cell Semi-Specular Louver; Universal Electronic Ballast		✓	
734340971729	2LP3GS332-36AL-UNV-1/21-EB •	2x4, 3 Lamp, 32W T8, 18 Cell Semi-Specular Louver; Universal Electronic Ballast	✓		C,N,F
734340608144	2LP3GC332-36AL-UNV-1/21-EB-ASC	2x4, 3 Lamp, 32W T8, 18 Cell Semi-Specular Louver; Universal Electronic Ballast, Removable Air Slot Covers	✓		N,F
734340912517	2LP3GC332-36AL-UNV-1/21-EB-LPT735-ASC	2x4, 3 Lamp, 32W T8, 18 Cell Semi-Specular Louver; Universal Electronic Ballast, Removable Air Slot Covers, w/ 735 Lamps		✓	
734340728095	2LP3GS332-36AL-UNV-1/3-EB •	2x4, 3 Lamp, 32W T8, 18 Cell Semi-Specular Louver; Universal Electronic Ballast	✓		C,N,F
781370602666	2LP3GS332-36AL-UNV-1/3-EB10R	2x4, 3 Lamp, 32W T8, 18 Cell Semi-Specular Louver; Universal Electronic Ballast		✓	
781370598310	2LP3GC332-36AL-UNV-1/3-EB-ADV	2x4, 3 Lamp, 32W T8, 18 Cell Semi-Specular Louver; Universal Electronic Ballast	✓		N
734340608151	2LP3GC332-36AL-UNV-1/3-EB-ASC •	2x4, 3 Lamp, 32W T8, 18 Cell Semi-Specular Louver; Universal Electronic Ballast, Removable Air Slot Covers	✓		C,N,F
781370134808	2LP3GS332-36AL-UNV-1/3-EB-LPT735 •	2x4, 3 Lamp, 32W T8, 18 Cell Semi-Specular Louver; Universal Electronic Ballast, w/ 735 Lamps	✓		C,F
781370200565	2LP3GS332-36AL-UNV-1/3-EB10I-LPT741 •	2x4, 3 Lamp, 32W T8, 18 Cell Semi-Specular Louver; Universal Electronic Ballast, w/ 741 Lamps		✓	
734340985634	2LP3GS332-36AL-UNV-1/3-EB-F1-LPT735 •	2x4, 3 Lamp, 32W T8, 18 Cell Semi-Specular Louver; Universal Electronic Ballast, 6' Flex, w/ 735 Lamps	✓		C,F
734340608175	2LP3GC332-36AL-UNV-1/3-EB-LPT735-ASC	2x4, 3 Lamp, 32W T8, 18 Cell Semi-Specular Louver; Universal Electronic Ballast, Removable Air Slot Covers, w/ 735 Lamps		✓	
734340853544	2LP3GC332-36AL-UNV-M11-1/42-EB-ASC	2x4, 3 Lamp, 32W T8, 18 Cell Semi-Specular Louver; Removable Air Slot Covers, Universal Electronic Ballast, 11' Flex, Master Unit For Use w/ Satellite Unit		✓	
734340439021	2LP3GC332-36AL-000-S-X-1/42-EBIS-ASC	2x4, 3 Lamp, 32W T8, 18 Cell Semi-Specular Louver; Removable Air Slot Covers, Satellite Unit For Use w/ Master Unit		✓	
781370134822	2LP3GS432-48AL-UNV-1/4-EB	2x4, 4 Lamp, 32W T8, 32 Cell Semi-Specular Louver; Universal Electronic Ballast		✓	
734340458824	LP336ALD	2x4 18 Cell Semi-Specular Louver Replacement	✓		C,N,F

*C= Carrollton, Texas F= Fontana, California N= Norwich, Connecticut

"•" beside a blue catalog number indicates item is a recommended distributor shelf stock item.

Pictures are representative of product categories and may not illustrate the exact products listed on the pages of this guide.

Product information may change without notice. Contact your local Philips sales representative for additional product information.



Linear

Linear

Linear Wall



Cubelite Wall Bracket

48 HOURS 2 WEEKS

UPC CODE	CATALOG NUMBER	DESCRIPTION	SERVICE SMART	SPEC SMART	STOCKED IN
734340156201	CSW224UNVHZ0	2', 2 Lamp, 17W T8, White Housing, Opal Lens, Universal Electronic Ballast	✓		C
734340156225	CSW248UNVHZ0	4', 2 Lamp, 32W T8, White Housing, Opal Lens, Universal Electronic Ballast	✓		C

Wraparound



Caravel Wrap

UPC CODE	CATALOG NUMBER	DESCRIPTION	SERVICE SMART	SPEC SMART	STOCKED IN
734340608410	CAN232-UNV-1/2-EB	4', 2 Lamp, 32W T8, Narrow Housing, Universal Electronic Ballast	✓		C,N,F
734340608427	CAW332-UNV-1/21-EB	4', 3 Lamp, 32W T8, Wide Housing, Universal Electronic Ballast	✓		F
734340709353	CAW432-UNV-1/4-EB	4', 4 Lamp, 32W T8, Wide Housing, Universal Electronic Ballast	✓		C



OW Wrap

UPC CODE	CATALOG NUMBER	DESCRIPTION	SERVICE SMART	SPEC SMART	STOCKED IN
734340949810	OWN217-UNV-1/2-EB	2', 2 Lamp, 17W T8, Narrow Housing, Universal Electronic Ballast	✓		C,N,F
781370176341	OWN232-120-1/2-EB-RL	4', 2 Lamp, 32W T8, Narrow Housing, 120V Ballast For Residential Use Only		✓	
734340608281	OWN232-UNV-1/2-EB •	4', 2 Lamp, 32W T8, Narrow Housing, Universal Electronic Ballast	✓		C,N,F
781370715335	OWN232-UNV-1/2-EBL	4', 2 Lamp, 32W T8, Narrow Housing, Universal Electronic Ballast		✓	
734340608298	OWW432-UNV-1/4-EB •	4', 4 Lamp, 32W T8, Wide Housing, Universal Electronic Ballast	✓		C,N,F
734340608304	OWW432-UNV-2/2-EB	4', 4 Lamp, 32W T8, Wide Housing, Universal Electronic Ballast		✓	
734340608311	TOWN232-UNV-1/4-EB	8', 2 Lamp Tandem, 32W T8, Narrow Housing, Universal Electronic Ballast	✓		C,N,F
782343403662	OWL948-CS	Replacement Lens For OWN Wraparound	✓		C,N,F
782343403648	OWL1448-CS	Replacement Lens For OWW Wraparound	✓		C,N,F

Undercabinet



CU/SL Valueline Undercabinet

UPC CODE	CATALOG NUMBER	DESCRIPTION	SERVICE SMART	SPEC SMART	STOCKED IN
781370412845	CU158A-120-EB-LP	18", 1 Lamp, 15W T8, 120V Electronic Ballast, w/ Lamp	✓		C,F
781370412838	CU17A-120-EB-LP	24", 1 Lamp, 17W T8, 120V Electronic Ballast, w/ Lamp	✓		C,F
734340101287	CU17A-UNV-EB-LP	24", 1 Lamp, 17W T8, Universal Electronic Ballast, w/ Lamp	✓		C
781370412821	CU25A-120-EB-LP	36", 1 Lamp, 25W T8, 120V Electronic Ballast, w/ Lamp	✓		C,F
734340101355	CU25A-UNV-EB-LP	36", 1 Lamp, 25W T8, Universal Electronic Ballast, w/ Lamp	✓		C
781370412814	CU32A-120-EB-LP	48", 1 Lamp, 32W T8, 120V Electronic Ballast, w/ Lamp	✓		C,F
734340101386	CU32A-UNV-EB-LP	48", 1 Lamp, 32W T8, Universal Electronic Ballast, w/ Lamp	✓		C
734340654745	SL18-120-EB-LP	12-1/4", 1 Lamp, 8W T5, 120V Electronic Ballast, w/ Lamp	✓		C,N,F
734340654677	SL113-120-EB-LP	21-1/4", 1 Lamp, 13W T5, 120V Electronic Ballast, w/ Lamp	✓		C,F
734340654752	SL28-120-EB-LP	24-1/2", 2 Lamp, 8W T5, 120V Electronic Ballast, w/ Lamps	✓		C,F
734340654943	SL281-120-EB-LP	33-1/2", 2 Lamp, 8W T5, 13W T5, 120V Electronic Ballast, w/ Lamps	✓		C,N,F
734340655520	SL213-120-EB-LP	42-1/2", 2 Lamp, 13W T5, 120V Electronic Ballast, w/ Lamps	✓		C,N,F

*C= Carrollton, Texas F= Fontana, California N= Norwich, Connecticut

"•" beside a blue catalog number indicates item is a recommended distributor shelf stock item.

Pictures are representative of product categories and may not illustrate the exact products listed on the pages of this guide.

Product information may change without notice. Contact your local Philips sales representative for additional product information.

Strip



FluxStream LED Strip

UPC CODE	CATALOG NUMBER	DESCRIPTION	48 HOURS	2 WEEKS	STOCKED IN
			SERVICE SMART	SPEC SMART	
782343937198	LF4104140ULAG	4', 4100lm, 4000K, 10% Frosted Lens, Universal Electronic Driver		✓	
782343942888	LF4FR3140ULAG	4', 3100lm, 4000K, 100% Frosted Lens, Universal Electronic Driver		✓	
782343909959	LF4FR3935ULAG	4', 3900lm, 3500K, 100% Frosted Lens, Universal Electronic Driver	✓		C
782343468463	LF4FR3935USZT	4', 3900lm, 3500K, 100% Frosted Lens, Universal Electronic Step Dimming Driver	✓		F
782343476901	LF4FR3935UDZT	4', 3900lm, 3500K, 100% Frosted Lens, Universal Electronic 0-10V Dimming Driver	✓		F
782343909973	LF4FR3940ULAG	4', 3900lm, 4000K, 100% Frosted Lens, Universal Electronic Driver	✓		C
781370148560	LF4FR3940USZT	4', 3900lm, 4000K, 100% Frosted Lens, Universal Electronic Step Dimming Driver	✓		F
782343970560	LF4FR3940UDZT	4', 3900lm, 4000K, 100% Frosted Lens, Universal Electronic 0-10V Dimming Driver	✓		F
782343477960	LF8104140ULAG	8', 8200lm, 4000K, 10% Frosted Lens, Universal Electronic Driver		✓	
781370074319	LF8FR3935ULAG	8', 7800lm, 3500K, 100% Frosted Lens, Universal Electronic Driver		✓	
782343947012	LFR4FLSLD3735ULAG	4', 3700lm, 3500K, Solid Reflector, Frosted Lens, Universal Electronic Driver		✓	
782343960844	LFR4FLSLD3740ULAG	4', 3700lm, 4000K, Solid Reflector, Frosted Lens, Universal Electronic Driver		✓	
7823439655399	LF8FR3940ULAG	8', 7800lm, 4000K, 100% Frost Lens, Universal Electronic Driver	✓		C



FluxStream EZ LED Strip

UPC CODE	CATALOG NUMBER	DESCRIPTION	48 HOURS	2 WEEKS	STOCKED IN
			SERVICE SMART	SPEC SMART	
782343978641	LF4EZ3830ULAG	4', 4000lm, 3000K, 100% Frost Lens, Universal Electronic Driver; Non-dimming	✓		C,N,F
782343978634	LF4EZ3840ULAG	4', 4000lm, 4000K, 100% Frost Lens, Universal Electronic Driver; Non-dimming	✓		C,N,F



N Narrow Strip

UPC CODE	CATALOG NUMBER	DESCRIPTION	48 HOURS	2 WEEKS	STOCKED IN
			SERVICE SMART	SPEC SMART	
734340776171	N117-UNV-1/1-EB	Small Cross Section Strip, 2', 1 Lamp, 17WT8, Universal Electronic Ballast	✓		C,N,F
734340776188	N125-UNV-1/1-EB	Small Cross Section Strip, 3', 1 Lamp, 25WT8, Universal Electronic Ballast	✓		C,N,F
734340776195	N132-UNV-1/1-EB ●	Small Cross Section Strip, 4', 1 Lamp, 32WT8, Universal Electronic Ballast	✓		C,N,F
734340752571	TN132-UNV-1/2-EB	Small Cross Section Strip, 8', 1 Lamp Tandem, 32WT8, Universal Electronic Ballast	✓		C
782343182703	NL120-120	Small Cross Section Strip, 2', 1 Lamp, 20WT12, 120V Low Power Factor Ballast	✓		C
782343182802	NL140-120	Small Cross Section Strip, 4', 1 Lamp, 20WT12, 120V Low Power Factor Ballast		✓	

SV Narrow Strip T5

UPC CODE	CATALOG NUMBER	DESCRIPTION	48 HOURS	2 WEEKS	STOCKED IN
			SERVICE SMART	SPEC SMART	
782343968789	SV4S128UNVPG	T5 Strip, 4', 1 Lamp, 28WT5, Universal Electronic Ballast	✓		C
782343968796	SV4S154UNVPG	T5 Strip, 4', 1 Lamp, 54WT5HO, Universal Electronic Ballast	✓		C
782343980309	SV4S228UNVPG	T5 Strip, 4', 2 Lamp, 28WT5, Universal Electronic Ballast	✓		C
782343465899	SV4S254UNVPG	T5 Strip, 4', 2 Lamp, 54WT5HO, Universal Electronic Ballast	✓		C

*C= Carrollton, Texas F= Fontana, California N= Norwich, Connecticut

● beside a blue catalog number indicates item is a recommended distributor shelf stock item.

Pictures are representative of product categories and may not illustrate the exact products listed on the pages of this guide.

Product information may change without notice. Contact your local Philips sales representative for additional product information.



SSR Staggered Strip

48 HOURS 2 WEEKS

UPC CODE	CATALOG NUMBER	DESCRIPTION	SERVICE SMART	SPEC SMART	STOCKED IN
781370140014	SSR232-UNV-1/2-EB10I	Staggered Strip, 51", 2 Lamp, 32WT8, Universal Electronic Ballast	✓		C



T Standard Strip

UPC CODE	CATALOG NUMBER	DESCRIPTION	SERVICE SMART	SPEC SMART	STOCKED IN
734340776201	T217-UNV-1/2-EB	Standard Strip, 2', 2 Lamp, 17WT8, Universal Electronic Ballast	✓		C,F
734340776218	T225-UNV-1/2-EB	Standard Strip, 3', 2 Lamp, 25WT8, Universal Electronic Ballast	✓		C,F
734340826272	T132-UNV-1/1-EB	Standard Strip, 4', 1 Lamp, 32WT8, Universal Electronic Ballast	✓		C,N,F
781370497842	T232-120-1/2-EB-RL	Standard Strip, 4', 2 Lamp, 32WT8, 120V Ballast For Residential Use Only	✓		F
734340608328	T232-UNV-1/2-EB ●	Standard Strip, 4', 2 Lamp, 32WT8, Universal Electronic Ballast	✓		C,N,F
734340698688	T259-UNV-1/2-EB ●	Standard Strip, 8', 2 Lamp, 59WT8, Universal Electronic Ballast	✓		C,N,F
782343100998	T296-120-1/2-EB	Standard Strip, 8', 2 Lamp, 75WT12 Slimline, 120V Electronic Ballast	✓		C,N,F
734340608335	TT132-UNV-1/2-EB	Standard Strip, 8', 1 Lamp Tandem, 32WT8, Universal Electronic Ballast	✓		C
734340608342	TT232-UNV-1/4-EB ●	Standard Strip, 8', 2 Lamp Tandem, 32WT8, Universal Electronic Ballast	✓		C,N,F



TH High Output Strip

UPC CODE	CATALOG NUMBER	DESCRIPTION	SERVICE SMART	SPEC SMART	STOCKED IN
734340661200	TH296HO-UNV-1/2-EB	High Output Strip, 8', 2 Lamp, 110WT12 800mA, Universal Electronic Ballast	✓		C,N,F

Strip & Industrial Accessories

UPC CODE	CATALOG NUMBER	DESCRIPTION	SERVICE SMART	SPEC SMART	STOCKED IN
782343300244	CS-24	Straight Stem, 3/8" Trade Size, 24" Length	✓		C,F
782343300367	CS-36	Straight Stem, 3/8" Trade Size, 36" Length	✓		C
782343300480	CS-48	Straight Stem, 3/8" Trade Size, 48" Length	✓		C,F
782343297803	CS-400	Rigid Canopy, Use w/ 3/8" Straight Stem	✓		C
782343297902	CS-500	42 Deg. Top Swivel Canopy, Use w/ 3/8" Straight Stem	✓		C,F
782343296103	CGS-4	Wire Guard, Use w/ 4' N Strip	✓		C,N,F
782343296059	CG-4	Wire Guard, Use w/ 4' T Strip, TH Strip	✓		C,N,F
782343608647	DSP-1R	Distributor Fluorescent Parts Service Pack	✓		C,N,F
782343296905	FL-111	Sliding Hanger, Use w/ Strips or Industrials	✓		C
782343299708	FL-123	5' Chain & "S" Hooks, Use w/ Strips or Industrials	✓		C
782343403464	TAR-4	4' Asymmetric Reflector For Standard T Strip	✓		C
782343810002	TSR-4	4' Symmetric Reflector For Standard T Strip	✓		C
782343810224	CTBH-2	T Strip T-Bar Hanger for 1 1/2" Mounting From Ceiling, For Shallow Channel	✓		C

*C= Carrollton, Texas F= Fontana, California N= Norwich, Connecticut

"●" beside a blue catalog number indicates item is a recommended distributor shelf stock item.

Pictures are representative of product categories and may not illustrate the exact products listed on the pages of this guide.

Product information may change without notice. Contact your local Philips sales representative for additional product information.



Industrial

Industrial



HBO/HBE High Bay

UPC CODE	CATALOG NUMBER	DESCRIPTION	48 HOURS	2 WEEKS	STOCKED IN
			SERVICE SMART	SPEC SMART	
734340394634	HBO250PMT-PSC-OR	Die Cast High Bay Housing, 250W Pulse Start MH, Multi-Tap Ballast		✓	
734340394122	HBO320PMT-PSC-OR	Die Cast High Bay Housing, 320W Pulse Start MH, Multi-Tap Ballast		✓	
734340703603	HBO400PMT-PSC-OR •	Die Cast High Bay Housing, 400W Pulse Start MH, Multi-Tap Ballast	✓		C
734340703610	HBO400PMT-PSC-Q-OR	Die Cast High Bay Housing, 400W Pulse Start MH, Multi-Tap Ballast, Quartz Standby Option		✓	
734340366037	HBO400PMT-AL15-PSC-LP-OR-UP	Die Cast High Bay Housing, 400W Pulse Start MH, Multi-Tap Ballast, 15" Aluminum Reflector, Lamp Included, Unit Pack		✓	
734340330984	HBO10XMMT-OR	Die Cast High Bay Housing, 1000W MH, Multi-Tap Ballast		✓	
734340402087	AL15 •	Economy 15" Aluminum High Bay Reflector; Use w/ HBO High Bay	✓		C,N,F
782343174609	A16	16" Aluminum High Bay Reflector; Use w/ HBO High Bay, 450W Max	✓		C
782343174623	A17	17" Aluminum High Bay Reflector; Use w/ HBO High Bay, 450W Max		✓	
782343957462	16/17BE	Bottom Glass Enclosure, Use w/ A16 and A17 Aluminum High Bay Reflectors	✓		C
782343174647	A24	24" Aluminum High Bay Reflector; Use w/ HBO High Bay	✓		C
734340172102	24BE	Bottom Glass Enclosure, Use w/ A24 Aluminum High Bay Reflector	✓		C
782343174890	AR16	16" Acrylic High Bay Reflector; Use w/ HBO High Bay, 450W Max		✓	
781370265755	AR19	19" Acrylic High Bay Reflector; Use w/ HBO High Bay, 450W Max		✓	
782343356012	AR22	22" Acrylic High Bay Reflector; Use w/ HBO High Bay, 450W Max	✓		C
782343174944	AR25	25" Acrylic High Bay Reflector; Use w/ HBO High Bay		✓	



Low Bay Reflector

UPC CODE	CATALOG NUMBER	DESCRIPTION	48 HOURS	2 WEEKS	STOCKED IN
			SERVICE SMART	SPEC SMART	
782343174999	LR20	20" Low Bay Optical Assembly, Use w/ HBO High Bay		✓	
734340014884	LR23 •	23" Low Bay Optical Assembly, Use w/ HBO High Bay	✓		C,N,F
734340365177	LR28	28" Low Bay Optical Assembly, Use w/ HBO High Bay		✓	

***C**= Carrollton, Texas **F**= Fontana, California **N**= Norwich, Connecticut

"•" beside a blue catalog number indicates item is a recommended distributor shelf stock item.

Pictures are representative of product categories and may not illustrate the exact products listed on the pages of this guide.

Product information may change without notice. Contact your local Philips sales representative for additional product information.



LBD/LBN Low Bay

48 HOURS 2 WEEKS

UPC CODE	CATALOG NUMBER	DESCRIPTION	SERVICE SMART	SPEC SMART	STOCKED IN
782343589526	LBN400PMT-PSC-OR	Specification Grade Low Bay Housing, 400W Pulse Start MH, Multi-Tap Ballast	✓		C
782343184752	BRA/CRA	Specification Grade 28" Low Bay Optical Assembly, Use w/ LBN Low Bay	✓		C



LLB Low Bay

UPC CODE	CATALOG NUMBER	DESCRIPTION	SERVICE SMART	SPEC SMART	STOCKED IN
782343549131	LLB250PMT-PSC-OR	Specification Grade Low Bay Housing, 250W Pulse Start MH, Multi-Tap Ballast		✓	
782343184905	LRA	Specification Grade 20" Low Bay Optical Assembly, Use w/ LLB Low Bay		✓	

High Bay/Low Bay Accessories

UPC CODE	CATALOG NUMBER	DESCRIPTION	SERVICE SMART	SPEC SMART	STOCKED IN
734340157468	HMR •	Male Hook 3/4" NPT For HID High Bay/Low Bay	✓		C,N,F
782343184509	LMR	Male Loop 3/4" NPT For HID High Bay/Low Bay	✓		C,N
782343601105	HP12-3	Male Hook 3/4" NPT, 3' Usable Cord, Twist Lock Plug 120V AC 15 Amp, Nema L5-15P		✓	
782343601204	HP27-3	Male Hook 3/4" NPT, 3' Usable Cord, Twist Lock Plug 277V AC 15 Amp, Nema L7-15P		✓	
734340289879	SCB3	3' Ballast Safety Chain, Use w/ HID High Bay/Low Bay		✓	
734340586084	MD360	Motion Detector, 120/277V, Use w/ FBL, FBD, FBF High Bays	✓	✓	C,F



LED Dock Light

UPC CODE	CATALOG NUMBER	DESCRIPTION	SERVICE SMART	SPEC SMART	STOCKED IN
734340130249	ID5L32-120	Led Dock Light, 15 Watts, 32" Arm, Toggle Switch, 6' Cord And Plug, 120V	✓		C



Incandescent Dock Light

UPC CODE	CATALOG NUMBER	DESCRIPTION	SERVICE SMART	SPEC SMART	STOCKED IN
734340081749	ID1K42-120	Incandescent Dock Light, Up To 300W, 42" Arm, Toggle Switch, 4' Cord & Plug, 120V		✓	
734340312409	ID1K42-WG	Wire Guard, Use w/ Incandescent Dock Light		✓	

*C= Carrollton, Texas F= Fontana, California N= Norwich, Connecticut

“•” beside a blue catalog number indicates item is a recommended distributor shelf stock item.

Pictures are representative of product categories and may not illustrate the exact products listed on the pages of this guide.

Product information may change without notice. Contact your local Philips sales representative for additional product information.

Industrial Linear



IA/IS All-Purpose Industrial

48 HOURS 2 WEEKS

UPC CODE	CATALOG NUMBER	DESCRIPTION	SERVICE SMART	SPEC SMART	STOCKED IN
734340608229	IA232-UNV-1/2-EB	Uplight Reflector; 4', 2 Lamp, 32WT8, Universal Electronic Ballast	✓		C
782343130148	IA296HO-120-1/2-EB	Uplight Reflector; 8', 2 Lamp, 110WT12 800mA, Universal Electronic Ballast		✓	
734340608243	IS232-UNV-1/2-EB •	Solid Top Reflector; 4', 2 Lamp, 32WT8, Universal Electronic Ballast	✓		C,N,F
734340028409	IS286HO-UNV-1/2-EB	Solid Top Reflector; 8', 2 Lamp, 86WT8 380mA, Universal Electronic Ballast		✓	
782343131091	IS296HO-120-1/2-EB	Solid Top Reflector; 8', 2 Lamp, 110WT12 800mA, Universal Electronic Ballast		✓	
734340608236	TIA232-UNV-1/4-EB	Uplight Reflector; 8', 2 Lamp Tandem, 32WT8, Universal Electronic Ballast	✓		C
734340608250	TIS232-UNV-1/4-EB •	Solid Top Reflector; 8', 2 Lamp Tandem, 32WT8, Universal Electronic Ballast	✓		C,N,F
782343183953	TH-2	Sliding Hanger; Use w/ IA & IS All-Purpose Industrial	✓		C
782343184103	FKR-126	Chain Hanger Set, (2) 5" Chains & "V" Hooks, Use w/ IA Industrial, IS Industrial, T Strips	✓		C,N,F
782343259009	FKR-173	Wire Guard, Use w/ IA Industrial, IS Industrial	✓		C,N,F
734340823424	IS-4R-CS	4' Solid Top Reflector For IS Industrial	✓		C



1FD General Purpose Industrial

UPC CODE	CATALOG NUMBER	DESCRIPTION	SERVICE SMART	SPEC SMART	STOCKED IN
781370747091	1FD228-PP-UNV-1/2-EB	10% Uplight, 4', 2 Lamp, 28W T5, Painted Reflector; Universal Electronic Ballast	✓		C
782343291238	1FD232-PP-UNV-1/2-EB	10% Uplight, 4', 2 Lamp, 32W T8, Painted Reflector; Universal Electronic Ballast		✓	



1F Specification Industrial

UPC CODE	CATALOG NUMBER	DESCRIPTION	SERVICE SMART	SPEC SMART	STOCKED IN
782343241295	1F232-PP-UNV-1/2-EB	10% Uplight, 4', 2 Lamp, 32W T8, Painted Reflector; Universal Electronic Ballast	✓		C
734340935455	1F332-PP-UNV-1/3-EB	10% Uplight, 4', 3 Lamp, 32W T8, Painted Reflector; Universal Electronic Ballast	✓		C,F
782343296202	FL-173	Wire Guard, Use w/ 1F Industrial, 2F Industrial, 1FD Industrial	✓		C,N



FBL LED High Bay

UPC CODE	CATALOG NUMBER	DESCRIPTION	SERVICE SMART	SPEC SMART	STOCKED IN
781370101893	FBL16LL40-UNV	Led High Bay, 16,000lm, 4000K, Universal Electronic Driver	✓		C
781370101879	FBL24LL40-UNV	Led High Bay, 24,000lm, 4000K, Universal Electronic Driver	✓		C
781370531225	FBF/FBE CHAIN KIT •	54" Chain/Hanger Kit, Use w/ FBL, FBD, FBF High High Bays	✓		C,N,F
781370899813	FBF/FBE-GRIP5	5' Gripple Hanger Kit, Use w/ FBL, FBD, FBF High Bays	✓		C
781370988838	FBF/FBE-GRIP10	10' Gripple Hanger Kit, Use w/ FBL, FBD, FBF High Bays		✓	
781370476618	FBF-4E-1W	Door Frame and Clear Lens Assembly, Use w/ 4 Lamp FBF High Bay or FBL High Bay	✓		C
781370460723	WG-FBF4	Wire Guard, Use w/ 4 Lamp FBF High Bay or FBL High Bay	✓		C

*C= Carrollton, Texas F= Fontana, California N= Norwich, Connecticut

"•" beside a blue catalog number indicates item is a recommended distributor shelf stock item.

Pictures are representative of product categories and may not illustrate the exact products listed on the pages of this guide.

Product information may change without notice. Contact your local Philips sales representative for additional product information.



FBD Fluorescent High Bay

48 HOURS 2 WEEKS

UPC CODE	CATALOG NUMBER	DESCRIPTION	SERVICE SMART	SPEC SMART	STOCKED IN
782343199558	FBD454HO-UNV-1/4-EB-2LS •	4 Lamp, 54W T5HO, Universal Electronic Ballast, Two Level Switching Option	✓		C,N,F
782343393406	FBD632-UNV-1/42-EB •	6 Lamp, 32W T8, Universal Electronic Ballast, Two Level Switching Option	✓		C,N,F
782343366097	FBD632-UNV-1/42-EBH	6 Lamp, 32W T8, Universal Electronic High Ballast Factor Ballast, Two Level Switching Option	✓		C
782343264003	FBD654HO-UNV-1/42-EB •	6 Lamp, 54W T5HO, Universal Electronic Ballast, Two Level Switching Option	✓		C,N,F
782343829615	FBD-4E-1W	Door Frame and Clear Lens Assembly, Use w/ 4 Lamp Fbd High Bay	✓		C,N
782343829653	FBD-6E-1W	Door Frame and Clear Lens Assembly, Use w/ 6 Lamp FBD High Bay	✓		C,N
782343829592	WG-FBD4	Wire Guard, Use w/ 4 Lamp FBD	✓		C,N
782343829608	WG-FBD6	Wire Guard, Use w/ 6 Lamp FBD	✓		C,N
781370531225	FBF/FBE CHAIN KIT •	54" Chain/Hanger Kit, Use w/ FBL, FBD, FBF High High Bays	✓		C,N,F
781370899813	FBF/FBE-GRIP5	5' Gripple Hanger Kit, Use w/ FBL, FBD, FBF High Bays	✓		C
781370988838	FBF/FBE-GRIP10	10' Gripple Hanger Kit, Use w/ FBL, FBD, FBF High Bays		✓	



FBF Fluorescent High Bay

UPC CODE	CATALOG NUMBER	DESCRIPTION	SERVICE SMART	SPEC SMART	STOCKED IN
781370809348	FBF454HO-UNV-1/4-EB-2LS-U	4 Lamp, 54W T5HO, Universal Electronic Ballast, Two Level Switching Option, Uplight Option	✓		C
781370943424	FBF632-UNV-1/42-EBH-U	6 Lamp, 32W T8, Universal Electronic High Ballast Factor Ballast, Two Level Switching Option, Uplight Option	✓		C
781370550103	FBF654HO-UNV-1/42-EB-U	6 Lamp, 32W T8, Universal Electronic Ballast, Two Level Switching Option, Uplight Option	✓		C
781370531225	FBF/FBE CHAIN KIT •	54" Chain/Hanger Kit, Use w/ FBL, FBD, FBF High High Bays	✓		C,N,F
781370899813	FBF/FBE-GRIP5	5' Gripple Hanger Kit, Use w/ FBL, FBD, FBF High Bays	✓		C
781370988838	FBF/FBE-GRIP10	10' Gripple Hanger Kit, Use w/ FBL, FBD, FBF High Bays		✓	
781370476618	FBF-4E-1W	Door Frame and Clear Lens Assembly, Use w/ 4 Lamp FBF High Bay	✓		C
781370476632	FBF-6E-1W	Door Frame and Clear Lens Assembly, Use w/ 6 Lamp FBF High Bay	✓		C
781370460723	WG-FBF4	Wire Guard, Use w/ 4 Lamp FBF High Bay or FBL High Bay	✓		C
781370460730	WG-FBF6	Wire Guard, Use w/ 6 Lamp FBF High Bay	✓		C

*C= Carrollton, Texas F= Fontana, California N= Norwich, Connecticut

“•” beside a blue catalog number indicates item is a recommended distributor shelf stock item.

Pictures are representative of product categories and may not illustrate the exact products listed on the pages of this guide.

Product information may change without notice. Contact your local Philips sales representative for additional product information.



Vaporlume LED

48 HOURS 2 WEEKS

UPC CODE	CATALOG NUMBER	DESCRIPTION	SERVICE SMART	SPEC SMART	STOCKED IN
782343494479	DWAE27L840-2-UNV	Wet Location Industrial, High Impact Acrylic Lens, Plastic Latches, 2', 2700lm, 4000K, Universal Electronic Driver	✓		C
782343500699	DWAE51L840-4-UNV	Wet Location Industrial, High Impact Acrylic Lens, Plastic Latches, 4', 5100lm, 4000K, Universal Electronic Driver	✓		C
782343488362	DWAE65L840-4-UNV	Wet Location Industrial, High Impact Acrylic Lens, Plastic Latches, 4', 6500lm, 4000K, Universal Electronic Driver	✓		C,N



Vaporlume

UPC CODE	CATALOG NUMBER	DESCRIPTION	SERVICE SMART	SPEC SMART	STOCKED IN
734340608267	DWAE232-UNV-1/2-EB •	Wet Location Industrial, High Impact Acrylic Lens, Plastic Latches, 4', 2 Lamp, 32W T8, Universal Electronic Ballast	✓		C,N,F
734340432558	DWAE296HO-120-1/2-EB	Wet Location Industrial, High Impact Acrylic Lens, Plastic Latches, 8', 2 Lamp, 110W T12 800mA, Universal Electronic Ballast		✓	
734340608274	TDWAE232-UNV-1/4-EB	Wet Location Industrial, High Impact Acrylic Lens, Plastic Latches, 8', 2 Lamp Tandem, 32W T8, Universal Electronic Ballast	✓		C,N,F
734340374599	TBK	Top Bracket Kit For V2/DW Industrial	✓		C,F
734340374667	V2/DW-4ARL-CS	4' Replacement Acrylic Lens For DWAE Industrial	✓		C
734340374704	V2/DW-8ARL	8' Replacement Acrylic Lens For DWAE Industrial	✓		C
781370485887	WBK	Wall Bracket for V2/DW Vaporlume	✓		C, N

***C**= Carrollton, Texas **F**= Fontana, California **N**= Norwich, Connecticut

A large dot "•" beside a blue catalog number indicates item is a suggested stock item.

Pictures are representative of product categories and may not illustrate the exact products listed on the pages of this guide.

Product information may change without notice. Contact your local Philips sales representative for additional product information.



Exit/Emergency

Exit/Emergency

Exit Signs



44R Line Edge-Lit

UPC CODE	CATALOG NUMBER	DESCRIPTION	48 HOURS		2 WEEKS	
			SERVICE SMART	SPEC SMART	STOCKED IN	
734340234138	44RL1G	Surface Mount, AC Only, Single Face, Green Letters, Clear Background, Satin Aluminum Housing	✓			C, F
734340234114	44RL1R	Surface Mount, AC Only, Single Face, Red Letters, Clear Background, Satin Aluminum Housing	✓			C, F
734340234145	44RL2G	Surface Mount, AC Only, Double Face, Green Letters, Mirror Background, Satin Aluminum Housing	✓			C
734340234121	44RL2R	Surface Mount, AC Only, Double Face, Red Letters, Mirror Background, Satin Aluminum Housing	✓			C, F
734340234510	44RLU1G •	Universal Mount, AC Only, Single Face, Green Letters, Clear Background, Satin Aluminum Housing	✓			C, F
782343026403	44RLU1GM	Universal Mount, AC Only, Single Face, Green Letters, Mirror Background, Satin Aluminum Housing	✓			C
734340234497	44RLU1R •	Universal Mount, AC Only, Single Face, Red Letters, Clear Background, Satin Aluminum Housing	✓			C, N, F
734340234640	44RLU1R2C	Universal Mount, AC Only, Single Face, Red Letters, Clear Background, Satin Aluminum Housing, 2 Circuit Input	✓			C, F
782343026373	44RLU1RM	Universal Mount, AC Only, Single Face, Red Letters, Mirror Background, Satin Aluminum Housing	✓			C
734340234619	44RLU1WG	Universal Mount, AC Only, Single Face, Green Letters, Clear Background, White Housing	✓			C, F
734340234534	44RLU1WR	Universal Mount, AC Only, Single Face, Red Letters, Clear Background, White Housing	✓			C, F
734340234527	44RLU2G •	Universal Mount, AC Only, Double Face, Green Letters, Mirror Background, Satin Aluminum Housing	✓			C, F
734340234503	44RLU2R •	Universal Mount, AC Only, Double Face, Red Letters, Mirror Background, Satin Aluminum Housing	✓			C, N, F
734340234633	44RLU2WG	Universal Mount, AC Only, Double Face, Green Letters, Mirror Background, White Housing	✓			C, F
734340234558	44RLU2WR	Universal Mount, AC Only, Double Face, Red Letters, Mirror Background, White Housing	✓			C, F
734340278071	44RRCK	Recessed Conversion Kit, AC Only, Aluminum Trim, Use w/ 44R Universal Edge Lit LED Exit	✓			C, F
734340863871	44RLP1RM	Edge Lit Exit Panel, Single Face, Red Letters, Mirror Background, For Use w/ 44R Exit			✓	
734340453737	ER44RL1G	Surface Mount, Emergency Operation Nicad Battery, Single Face, Green Letters, Clear Background, Satin Aluminum Housing	✓			C, F
734340453713	ER44RL1R	Surface Mount, Emergency Operation Nicad Battery, Single Face, Red Letters, Clear Background, Satin Aluminum Housing	✓			C, F
734340453799	ER44RL2G	Surface Mount, Emergency Operation Nicad Battery, Double Face, Green Letters, Mirror Background, Satin Aluminum Housing			✓	
734340453720	ER44RL2R	Surface Mount, Emergency Operation Nicad Battery, Double Face, Red Letters, Mirror Background, Satin Aluminum Housing	✓			C, F
734340234404	ER44RLDU1G •	Universal Mount, Emergency Operation Nicad Battery, Single Face, Green Letters, Clear Background, Satin Aluminum Housing	✓			C, F

*C= Carrollton, Texas F= Fontana, California N= Norwich, Connecticut

“•” beside a blue catalog number indicates item is a recommended distributor shelf stock item.

Pictures are representative of product categories and may not illustrate the exact products listed on the pages of this guide.

Product information may change without notice. Contact your local Philips sales representative for additional product information.

44R Line Edge-Lit (continued)

48 HOURS 2 WEEKS

782343026410	ER44RLDU1GM	Universal Mount, Emergency Operation Nicad Battery, Single Face, Green Letters, Mirror Background, Satin Aluminum Housing	✓		C,N,F
734340234367	ER44RLDU1R •	Universal Mount, Emergency Operation Nicad Battery, Single Face, Red Letters, Clear Background, Satin Aluminum Housing	✓		C,N,F
782343026397	ER44RLDU1RM	Universal Mount, Emergency Operation Nicad Battery, Single Face, Red Letters, Mirror Background, Satin Aluminum Housing	✓		C,F
734340234466	ER44RLDU1WG	Universal Mount, Emergency Operation Nicad Battery, Single Face, Green Letters, Clear Background, White Housing	✓		C,F
734340234442	ER44RLDU1WR	Universal Mount, Emergency Operation Nicad Battery, Single Face, Red Letters, Clear Background, White Housing	✓		C,F
734340234411	ER44RLDU2G •	Universal Mount, Emergency Operation Nicad Battery, Double Face, Green Letters, Mirror Background, Satin Aluminum Housing	✓		C,F
734340234374	ER44RLDU2R •	Universal Mount, Emergency Operation Nicad Battery, Double Face, Red Letters, Mirror Background, Satin Aluminum Housing	✓		C,N,F
734340234473	ER44RLDU2WG	Universal Mount, Emergency Operation Nicad Battery, Double Face, Green Letters, Mirror Background, White Housing	✓		C,F
734340234459	ER44RLDU2WR	Universal Mount, Emergency Operation Nicad Battery, Double Face, Red Letters, Mirror Background, White Housing	✓		C,F
734340281323	ER44RRCK	Recessed Conversion Kit, Emergency Operation Nicad Battery, Aluminum Trim, Use w/ 44R Universal Edge Lit LED Exit	✓		C



45V Line Edge-Lit

UPC CODE	CATALOG NUMBER	DESCRIPTION	SERVICE SMART	SPEC SMART	STOCKED IN
781370614928	BB45VL	Back Box Rough In Section, AC Only	✓		C,F
781370621032	BB45VL2C	Back Box Rough In Section, AC Only, 2 Circuit Input	✓		C
781370518127	BBER45VXL	Back Box Rough In Section, Emergency Operation Nicad Battery	✓		C,F
782343981719	PBM6	Panel, Mirror Background	✓		C
781370630010	T45VL1GC	Trim and Panel, Ceiling Mount, AC Only, Single Face, Green Letters, Clear Background, Satin Aluminum Housing	✓		C
781370614935	T45VL1RC	Trim and Panel, Ceiling Mount, AC Only, Single Face, Red Letters, Clear Background, Satin Aluminum Housing	✓		C
781370616533	T45VL2GMLR	Trim and Panel, Ceiling Mount, AC Only, Double Face, Green Letters, Left or Right Directional Chevron, Mirror Background, Satin Aluminum Housing	✓		C
781370614966	T45VL2RMLR	Trim and Panel, Ceiling Mount, AC Only, Double Face, Red Letters, Left or Right Directional Chevron, Mirror Background, Satin Aluminum Housing	✓		C
781370518059	TER45VXL1GC	Trim and Panel, Ceiling Mount, Emergency Operation Nicad Battery, Single Face, Green Letters, Clear Background, Satin Aluminum Housing	✓		C
781370518042	TER45VXL1RC	Trim and Panel, Ceiling Mount, Emergency Operation Nicad Battery, Single Face, Red Letters, Clear Background, Satin Aluminum Housing	✓		C
781370621681	TER45VXL1RCAR	Trim and Panel, Ceiling Mount, Emergency Operation Nicad Battery, Single Face, Red Letters, Right Directional Chevron, Clear Background, Satin Aluminum Housing		✓	
781370605414	TER45VXL1RW	Trim and Panel, Ceiling Mount, Emergency Operation Nicad Battery, Single Face, Red Letters, White Background, Satin Aluminum Housing		✓	
781370605445	TER45VXL1WRC	Trim and Panel, Ceiling Mount, Emergency Operation Nicad Battery, Single Face, Red Letters, Clear Background, White Housing		✓	
781370614980	TER45VXL2GMLR	Trim and Panel, Ceiling Mount, Emergency Operation Nicad Battery, Double Face, Green Letters, Left or Right Directional Chevron, Mirror Background, Satin Aluminum Housing	✓		C,F
781370605490	TER45VXL2RM	Trim and Panel, Ceiling Mount, Emergency Operation Nicad Battery, Double Face, Red Letters, Mirror Background, Satin Aluminum Housing		✓	
781370611392	TER45VXL2RMLR	Trim and Panel, Ceiling Mount, Emergency Operation Nicad Battery, Double Face, Red Letters, Left or Right Directional Chevron, Mirror Background, Satin Aluminum Housing	✓		C
781370518080	TER45VXLW1RC	Trim and Panel, Wall Mount, Emergency Operation Nicad Battery, Single Face, Red Letters, Clear Background, Satin Aluminum Housing		✓	

*C= Carrollton, Texas F= Fontana, California N= Norwich, Connecticut

“•” beside a blue catalog number indicates item is a recommended distributor shelf stock item.

Pictures are representative of product categories and may not illustrate the exact products listed on the pages of this guide.

Product information may change without notice. Contact your local Philips sales representative for additional product information.



46 Line Die Cast - Thin Profile

48 HOURS 2 WEEKS

UPC CODE	CATALOG NUMBER	DESCRIPTION	SERVICE SMART	SPEC SMART	STOCKED IN
782343843239	46L1R	Universal Mount, AC Only, Single Face, Red Letters, Black Housing w/ Satin Aluminum Face		✓	
782343843246	46L2R	Universal Mount, AC Only, Double Face, Red Letters, Black Housing w/ Satin Aluminum Face		✓	



55 Line Die Cast Contemporary

UPC CODE	CATALOG NUMBER	DESCRIPTION	SERVICE SMART	SPEC SMART	STOCKED IN
782343842546	55L3G	Universal Mount, AC Only, Single/Double Face, Green Letters, Black Housing w/ Satin Aluminum Housing	✓		F
781370104085	55L3R •	Universal Mount, AC Only, Single/Double Face, Red Letters, Black Housing w/ Satin Aluminum Housing	✓		C,N,F
781370104092	55L3WG	Universal Mount, AC Only, Single/Double Face, Green Letters, White Housing	✓		C,F
782343390580	55L3WR •	Universal Mount, AC Only, Single/Double Face, Red Letters, White Housing	✓		C,N,F
782343842553	55L3BG	Universal Mount, AC Only, Single/Double Face, Green Letters, Black Housing	✓		C,F
782343842560	55L3BR	Universal Mount, AC Only, Single/Double Face, Red Letters, Black Housing	✓		C,F
781370104054	ER55L3G •	Universal Mount, Emergency Operation Nicad Battery, Single/Double Face, Green Letters, Black Housing w/ Satin Aluminum Face	✓		C,F
781370104047	ER55L3R •	Universal Mount, Emergency Operation Nicad Battery, Single/Double Face, Red Letters, Black Housing w/ Satin Aluminum Face	✓		C,N,F
781370104078	ER55L3WG	Universal Mount, Emergency Operation Nicad Battery, Single/Double Face, Green Letters, White Housing	✓		C,F
781370621698	ER55L3WR •	Universal Mount, Emergency Operation Nicad Battery, Single/Double Face, Red Letters, White Housing	✓		C,F
782343842874	ER55L3BG	Universal Mount, Emergency Operation Nicad Battery, Single/Double Face, Green Letters, Black Housing	✓		C,F
781370872557	ER55L3BR	Universal Mount, Emergency Operation Nicad Battery, Single/Double Face, Red Letters, Black Housing	✓		C,F
781370410100	ER55LD3G	Universal Mount, Emergency Operation Nicad Battery, Single/Double Face, Green Letters, Black Housing w/ Satin Aluminum Face	✓		F
781370410094	ER55LD3R	Universal Mount, Emergency Operation Nicad Battery, Single/Double Face, Red Letters, Black Housing w/ Satin Aluminum Face	✓		C,F
781370410124	ER55LD3WG	Universal Mount, Emergency Operation Nicad Battery, Single/Double Face, Green Letters, White Housing	✓		C,F
781370410117	ER55LD3WR	Universal Mount, Emergency Operation Nicad Battery, Single/Double Face, Red Letters, White Housing	✓		C,F
781370433079	55BPA	Aluminum Back Plate, Use w/ 55L Exit		✓	
781370042271	55BPW	White Back Plate, Use w/ 55L Exit		✓	
781370085780	55BPB	Black Back Plate, Use w/ 55L Exit		✓	
782343314494	55FAG	Face Plate, Brushed Aluminum, Green Letters, Use w/ 55L Exit		✓	
782343314463	55FAR	Face Plate, Brushed Aluminum, Red Letters, Use w/ 55L Exit		✓	
782343314500	55FWG	Face Plate, White, Green Letters, Use w/ 55L Exit		✓	
782343314470	55FWR	Face Plate, White, Red Letters, Use w/ 55L Exit		✓	
782343314524	55FBG	Face Plate, Black, Green Letters, Use w/ 55L Exit		✓	
782343314487	55FBR	Face Plate, Black, Red Letters, Use w/ 55L Exit		✓	

*C= Carrollton, Texas F= Fontana, California N= Norwich, Connecticut

“•” beside a blue catalog number indicates item is a recommended distributor shelf stock item.

Pictures are representative of product categories and may not illustrate the exact products listed on the pages of this guide.

Product information may change without notice. Contact your local Philips sales representative for additional product information.



60 Line Wet Location

48 HOURS 2 WEEKS

UPC CODE	CATALOG NUMBER	DESCRIPTION	SERVICE SMART	SPEC SMART	STOCKED IN
781370995416	60MLA3RW	Universal Mount, AC Only, Single Face w/Extra Faceplate, Red Letters, White Housing, White Face Plate	✓		C
781370921309	ER60MLD3RW	Universal Mount, Emergency Operation Nicad Battery, Single Face w/Extra Faceplate, Red Letters, White Housing, White Face Plate	✓		C
781370921286	ER60MLD3RB	Universal Mount, Emergency Operation Nicad Battery, Single Face w/Extra Faceplate, Red Letters, Black Housing, Black Face Plate	✓		C



Compac Exit

UPC CODE	CATALOG NUMBER	DESCRIPTION	SERVICE SMART	SPEC SMART	STOCKED IN
734340011388	CXL3GW	Universal Mount, AC Only, Green Letters, White Thermoplastic Housing	✓		C,N,F
734340011869	CXL3GW2C	Universal Mount, AC Only, Green Letters, White Thermoplastic Housing, 2 Circuit Input		✓	
734340011326	CXL3RW	Universal Mount, AC Only, Red Letters, White Thermoplastic Housing	✓		F
734340753301	CXXL3GW	Universal Mount, Emergency Operation Nicad Battery, Green Letters, White Thermoplastic Housing	✓		C,N,F
734340753264	CXXL3RW	Universal Mount, Emergency Operation Nicad Battery, Red Letters, White Thermoplastic Housing	✓		C,N,F
734340753929	CXXL3RWDR	Universal Mount, Emergency Operation Nicad Battery, Red Letters, White Thermoplastic Housing, Damp Location Rating	✓		F
782343034330	CXL6VBXT	Battery, Use w/ CXL Compac LED Exit		✓	
782343038956	CXXLT	Transformer, Use w/ CXX Compac LED Exit		✓	

*C= Carrollton, Texas F= Fontana, California N= Norwich, Connecticut

“•” beside a blue catalog number indicates item is a recommended distributor shelf stock item.

Pictures are representative of product categories and may not illustrate the exact products listed on the pages of this guide.

Product information may change without notice. Contact your local Philips sales representative for additional product information.



Value+ Exit

UPC CODE	CATALOG NUMBER	DESCRIPTION	48 HOURS	2 WEEKS	STOCKED IN
			SERVICE SMART	SPEC SMART	
782343263020	VEGW •	Universal Mount, AC Only, Green Letters, White Thermoplastic Housing	✓		C,N,F
781370104115	VEGB	Universal Mount, AC Only, Green Letters, Black Thermoplastic Housing	✓		C,F
782343263006	VERW •	Universal Mount, AC Only, Red Letters, White Thermoplastic Housing	✓		C,N,F
781370104108	VERB	Universal Mount, AC Only, Red Letters, Black Thermoplastic Housing	✓		C,F
782343263044	VEGWEM •	Universal Mount, Emergency Operation Nicad Battery, Green Letters, White Thermoplastic Housing	✓		C,N,F
781370104139	VEGBEM	Universal Mount, Emergency Operation Nicad Battery, Green Letters, Black Thermoplastic Housing	✓		C,F
782343263037	VERWEM •	Universal Mount, Emergency Operation Nicad Battery, Red Letters, White Thermoplastic Housing	✓		C,N,F
781370104122	VERBEM	Universal Mount, Emergency Operation Nicad Battery, Red Letters, Black Thermoplastic Housing	✓		C,F
781370426422	VEGWEMSD	Universal Mount, Emergency Operation Nicad Battery, Green Letters, White Thermoplastic Housing, Self-Diagnostic Circuitry	✓		C,F
781370414511	VERWEMSD	Universal Mount, Emergency Operation Nicad Battery, Red Letters, White Thermoplastic Housing, Self-Diagnostic Circuitry	✓		C,F
781370213206	VREGWEM	Universal Mount, Emergency Operation Lead Acid Battery, Green Letters, White Thermoplastic Housing, Remote Capability	✓		C,F
781370213190	VRERWEM •	Universal Mount, Emergency Operation Lead Acid Battery, Red Letters, White Thermoplastic Housing, Remote Capability	✓		C,N,F



Value+ II Exit

UPC CODE	CATALOG NUMBER	DESCRIPTION	SERVICE SMART	SPEC SMART	STOCKED IN
782343753552	VXL3GW •	Universal Mount, AC Only, Green Letters, White Thermoplastic Housing		✓	
782343753545	VXL3RW •	Universal Mount, AC Only, Red Letters, White Thermoplastic Housing	✓		C,N,F
782343753576	VXL3GWEM •	Universal Mount, Emergency Operation Nicad Battery, Green Letters, White Thermoplastic Housing	✓		C,N,F
782343753569	VXL3RWEM •	Universal Mount, Emergency Operation Nicad Battery, Red Letters, White Thermoplastic Housing	✓		C,N,F

*C= Carrollton, Texas F= Fontana, California N= Norwich, Connecticut

“•” beside a blue catalog number indicates item is a recommended distributor shelf stock item.

Pictures are representative of product categories and may not illustrate the exact products listed on the pages of this guide.

Product information may change without notice. Contact your local Philips sales representative for additional product information.

Emergency Commercial



Compac CCHX Combo Unit

48 HOURS 2 WEEKS

UPC CODE	CATALOG NUMBER	DESCRIPTION	SERVICE SMART	SPEC SMART	STOCKED IN
734340039184	CCHX153GW	Semi-Recessed Lamp Heads, 6V 5W MR11 Lamps, Universal Mount Double Face, Green Letters, White Thermoplastic Housing		✓	
734340038507	CCHX253RW	Semi-Recessed Lamp Heads, 6V 5W MR11 Lamps, Universal Mount Double Face, Red Letters, White Thermoplastic Housing, Remote Capability		✓	



Compac CCAX Combo Unit

UPC CODE	CATALOG NUMBER	DESCRIPTION	SERVICE SMART	SPEC SMART	STOCKED IN
734340753325	CCAXL1RW	Semi-Recessed Lamp Heads, 6V 6W MR16 Lamps, Single Face, Red Letters, White Thermoplastic Housing	✓		C,F
734340754018	CCAXL3GW	Semi-Recessed Lamp Heads, 6V 6W MR16 Lamps, Universal Mount Double Face, Green Letters, White Thermoplastic Housing	✓		F
734340753356	CCAXL3RW	Semi-Recessed Lamp Heads, 6V 6W MR16 Lamps, Universal Mount Double Face, Red Letters, White Thermoplastic Housing	✓		C,N,F



Compac CCTX Combo Unit

UPC CODE	CATALOG NUMBER	DESCRIPTION	SERVICE SMART	SPEC SMART	STOCKED IN
734340753363	CCTXL1RW	Semi-Recessed Lamp Heads, 6V 5.4W Tungsten Lamps, Single Face, Red Letters, White Thermoplastic Housing		✓	
734340753400	CCTXL3GW	Semi-Recessed Lamp Heads, 6V 5.4W Tungsten Lamps, Universal Mount Double Face, Green Letters, White Thermoplastic Housing		✓	
734340753370	CCTXL3RW	Semi-Recessed Lamp Heads, 6V 5.4W Tungsten Lamps, Universal Mount Double Face, Red Letters, White Thermoplastic Housing	✓		C,F
734340753479	CCTXL3RW	Semi-Recessed Lamp Heads, 6V 5.4W Tungsten Lamps, Universal Mount Double Face, Red Letters, White Thermoplastic Housing, Remote Capability	✓		F

*C= Carrollton, Texas F= Fontana, California N= Norwich, Connecticut

“•” beside a blue catalog number indicates item is a recommended distributor shelf stock item.

Pictures are representative of product categories and may not illustrate the exact products listed on the pages of this guide.

Product information may change without notice. Contact your local Philips sales representative for additional product information.



VALUE+ IIVCH Combo

48 HOURS 2 WEEKS

UPC CODE	CATALOG NUMBER	DESCRIPTION	SERVICE SMART	SPEC SMART	STOCKED IN
782343837382	VCH253GW	6V 5W MR11 Lamps, Universal Mount, Green Letters, White Thermoplastic Housing, Remote Capability	✓		C,F
782343837399	VCH253RW	6V 5W MR11 Lamps, Universal Mount, Red Letters, White Thermoplastic Housing, Remote Capability	✓		C,F



VALUE+ IIVCA Combo

UPC CODE	CATALOG NUMBER	DESCRIPTION	SERVICE SMART	SPEC SMART	STOCKED IN
782343753590	VCAL3GW •	6V 6W MR16 Lamps, Universal Mount, Green Letters, White Thermoplastic Housing, Remote Capability	✓		C,N,F
782343753583	VCAL3RW •	6V 6W MR16 Lamps, Universal Mount, Red Letters, White Thermoplastic Housing, Remote Capability	✓		C,N,F



VALUE+ IIVCT Combo

UPC CODE	CATALOG NUMBER	DESCRIPTION	SERVICE SMART	SPEC SMART	STOCKED IN
782343753613	VCTL3GW •	6V 5.4W Tungsten Lamps, Universal Mount, Green Letters, White Thermoplastic Housing, Remote Capability		✓	
782343753606	VCTL3RW •	6V 5.4W Tungsten Lamps, Universal Mount, Red Letters, White Thermoplastic Housing, Remote Capability	✓		C,N,F

*C= Carrollton, Texas F= Fontana, California N= Norwich, Connecticut

“•” beside a blue catalog number indicates item is a recommended distributor shelf stock item.

Pictures are representative of product categories and may not illustrate the exact products listed on the pages of this guide.

Product information may change without notice. Contact your local Philips sales representative for additional product information.



VALUE+ VC Combo

UPC CODE	CATALOG NUMBER	DESCRIPTION	48 HOURS	2 WEEKS	STOCKED IN
			SERVICE SMART	SPEC SMART	
782343262993	VCGW •	Unit, 6V 5.4W Tungsten Lamps, Universal Mount, Green Letters, White Thermoplastic Housing, Remote Capability	✓		C,N,F
781370104160	VCGB	Unit, 6V 5.4W Tungsten Lamps, Universal Mount, Green Letters, Black Thermoplastic Housing, Remote Capability	✓		C,F
781370104153	VCRB	Unit, 6V 5.4W Tungsten Lamps, Universal Mount, Red Letters, Black Thermoplastic Housing, Remote Capability	✓		C,F
782343262986	VCRW •	Unit, 6V 5.4W Tungsten Lamps, Universal Mount, Red Letters, White Thermoplastic Housing, Remote Capability	✓		C,N,F
734340325591	VCGWLRC	Unit, 6V 5.4W Tungsten Lamps, Universal Mount, Green Letters, White Thermoplastic Housing	✓		C,F
781370426446	VCGWSD	Unit, 6V 5.4W Tungsten Lamps, Universal Mount, Green Letters, White Thermoplastic Housing, Remote Capability, Self-Diagnostic Circuitry	✓		C,F
781370908478	VCRWLRC •	Unit, 6V 5.4W Tungsten Lamps, Universal Mount, Red Letters, White Thermoplastic Housing	✓		C,N,F
781370426439	VCRWSD	Unit, 6V 5.4W Tungsten Lamps, Universal Mount, Red Letters, White Thermoplastic Housing, Remote Capability, Self-Diagnostic Circuitry	✓		C,F



VALUE+ VCL Combo

UPC CODE	CATALOG NUMBER	DESCRIPTION	SERVICE SMART	SPEC SMART	STOCKED IN
782343767269	VCLGW	Unit, LED, Universal Mount, Green Letters, White Thermoplastic Housing, Remote Capability	✓		C,F
782343744314	VCLRW	Unit, LED, Universal Mount, Red Letters, White Thermoplastic Housing, Remote Capability	✓		C,F
782343579756	VL1RHP	Emergency Remote Single Lamp Head, White Thermoplastic Housing, LED, Use w/ VCL Combo	✓		C,F
782343579763	VL2RHP	Emergency Remote Double Lamp Head, White Thermoplastic Housing, LED, Use w/ VCL Combo	✓		C,F

*C= Carrollton, Texas F= Fontana, California N= Norwich, Connecticut

“•” beside a blue catalog number indicates item is a recommended distributor shelf stock item.

Pictures are representative of product categories and may not illustrate the exact products listed on the pages of this guide.

Product information may change without notice. Contact your local Philips sales representative for additional product information.



VALUE+ VCLA Combo

48 HOURS 2 WEEKS

UPC CODE	CATALOG NUMBER	DESCRIPTION	SERVICE SMART	SPEC SMART	STOCKED IN
782343842430	VCLANGW	Unit, LED, Universal Mount, Green Letters, White Thermoplastic Housing, Remote Capability	✓		C,F
782343842423	VCLANRW	Unit, LED, Universal Mount, Red Letters, White Thermoplastic Housing, Remote Capability	✓		C,F
782343842447	VLA1RHP	Emergency Remote Single Lamp Head, White Thermoplastic Housing, LED, For Use w/ VCLA Combo	✓		C,F
782343842454	VLA2RHP	Emergency Remote Double Lamp Head, White Thermoplastic Housing, LED, For Use w/ VCLA Combo	✓		C,F
782343842461	VLARHP	Emergency Remote Double Lamp Head, White Thermoplastic Housing, LED, For Use w/ VCLA Combo	✓		C,F



Compac CFX Unit

UPC CODE	CATALOG NUMBER	DESCRIPTION	SERVICE SMART	SPEC SMART	STOCKED IN
781370779757	CFX6	Fixed Lens, White Thermoplastic Housing, Lead Acid Battery, 6V 5W MR11 Lamps	✓		C,F



Compac CTX Unit

UPC CODE	CATALOG NUMBER	DESCRIPTION	SERVICE SMART	SPEC SMART	STOCKED IN
781370779771	CTX6	White Thermoplastic Housing, Lead Acid Battery, 6V 5.4W Tungsten Lamps	✓		C,F
781370779818	CTX618	White Thermoplastic Housing, Lead Acid Battery, 6V 9W Tungsten Lamps	✓		C,F
781370779795	CTX6H	White Thermoplastic Housing, Lead Acid Battery, 6V 6W Halogen Lamps	✓		C,F
734340611410	CTX6L12WCSWA	White Thermoplastic Housing, Lead Acid Battery, 6V 5.4W Tungsten Lamps	✓		C,F
734340611458	CTX6L18WCSWC	White Thermoplastic Housing, Lead Acid Battery, 6V 9W Tungsten Lamps	✓		C,N,F
734340611540	CTX6L24WCSWF	White Thermoplastic Housing, Lead Acid Battery, 6V 12W Halogen Lamps	✓		F
734340611687	CTXR12L54WCSWJ	White Thermoplastic Housing, Lead Acid Battery, 12V 12W Tungsten Lamps, Remote Capability		✓	
734340611724	CTXR12L54WCSWM	White Thermoplastic Housing, Lead Acid Battery, 12V 12W Halogen Lamps, Remote Capability	✓		F
734340936810	CR1CSWA	Compac Emergency Remote Single Lamp Head, White Thermoplastic Housing, 6V 5.4W Tungsten Lamp, For Use w/ CTX Units	✓		C,F
734340936834	CR1CSWC	Compac Emergency Remote Single Lamp Head, White Thermoplastic Housing, 6V 9W Tungsten Lamp, For Use w/ CTX Units		✓	
734340936841	CR1CSWD	Compac Emergency Remote Single Lamp Head, White Thermoplastic Housing, 6V 6W Halogen Lamp, For Use w/ CTX Units		✓	
734340936865	CR1CSWF	Compac Emergency Remote Single Lamp Head, White Thermoplastic Housing, 6V 12W Halogen Lamp, For Use w/ CTX Units		✓	
734340936926	CR1CSWM	Compac Emergency Remote Single Lamp Head, White Thermoplastic Housing, 12V 12W Halogen Lamp, For Use w/ CTX Units		✓	
734340936940	CR2CSWA	Compac Emergency Remote Double Lamp Head, White Thermoplastic Housing, 6V 5.4W Tungsten Lamps, For Use w/ CTX Units		✓	
734340936964	CR2CSWC	Compac Emergency Remote Double Lamp Head, White Thermoplastic Housing, 6V 9W Tungsten Lamps, For Use w/ CTX Units		✓	
734340936971	CR2CSWD	Compac Emergency Remote Double Lamp Head, White Thermoplastic Housing, 6V 6W Halogen Lamps, For Use w/ CTX Units		✓	
734340936995	CR2CSWF	Compac Emergency Remote Double Lamp Head, White Thermoplastic Housing, 6V 12W Halogen Lamps, For Use w/ CTX Units		✓	
734340937022	CR2CSWJ	Compac Emergency Remote Double Lamp Head, White Thermoplastic Housing, 12V 12W Tungsten Lamps, For Use w/ CTX Units		✓	

*C= Carrollton, Texas F= Fontana, California N= Norwich, Connecticut

"•" beside a blue catalog number indicates item is a recommended distributor shelf stock item.

Pictures are representative of product categories and may not illustrate the exact products listed on the pages of this guide.

Product information may change without notice. Contact your local Philips sales representative for additional product information.



Compac CAX Unit

48 HOURS 2 WEEKS

UPC CODE	CATALOG NUMBER	DESCRIPTION	SERVICE SMART	SPEC SMART	STOCKED IN
734340753226	CAX6	Semi-Recessed Lamp Heads, White Thermoplastic Housing, Lead Acid Battery, 6V 6W MR16 Lamps	✓		C,F
734340753240	CAX6H	Semi-Recessed Lamp Heads, White Thermoplastic Housing, Lead Acid Battery, 6V 8W MR16 Lamps	✓		C,N,F
781370380120	CAX6L24W12	Semi-Recessed Lamp Heads, White Thermoplastic Housing, Lead Acid Battery, 6V 12W MR16 Lamps	✓		F
781370380168	CAX6L40W20	Semi-Recessed Lamp Heads, White Thermoplastic Housing, Lead Acid Battery, 6V 20W MR16 Lamps	✓		F
781370380212	CAXR12L54W12	Semi-Recessed Lamp Heads, White Thermoplastic Housing, Lead Acid Battery, 12V 12W MR16 Lamps, Remote Capability	✓		F
781370380113	CAXR6L24W6	Semi-Recessed Lamp Heads, White Thermoplastic Housing, Lead Acid Battery, 6V 6W MR16 Lamps, Remote Capability		✓	
782343137499	CAX6LAMP	Replacement Lamp for Emergency Units w/ Semi-Recessed Lamp Heads, 6V 8W MR16 Lamp	✓		F
782343296820	CAR1W6	Compac Emergency Remote Single Lamp Head, White Thermoplastic Housing, 6V 6W MR16 Lamp, For Use w/ CAX Units	✓		C,F



VALUE+ IIVF Unit

UPC CODE	CATALOG NUMBER	DESCRIPTION	SERVICE SMART	SPEC SMART	STOCKED IN
782343753644	VF6 •	Fixed Lens, White Thermoplastic Housing, Lead Acid Battery, 6V 5W MR11 Lamps	✓		C,N,F



VALUE+ IIVA Unit

UPC CODE	CATALOG NUMBER	DESCRIPTION	SERVICE SMART	SPEC SMART	STOCKED IN
782343753651	VA6 •	Semi-Recessed Lamp Heads, White Thermoplastic Housing, Lead Acid Battery, 6V 6W MR16 Lamps	✓		C,N,F
782343753743	VA6L24W12	Semi-Recessed Lamp Heads, White Thermoplastic Housing, Lead Acid Battery, 6V 12W MR16 Lamps	✓		C,F
782343753750	VA6L40W20	Semi-Recessed Lamp Heads, White Thermoplastic Housing, Lead Acid Battery, 6V 20W MR16 Lamps	✓		C,F



VALUE+ II VT Unit

UPC CODE	CATALOG NUMBER	DESCRIPTION	SERVICE SMART	SPEC SMART	STOCKED IN
782343753668	VT6 •	White Thermoplastic Housing, Lead Acid Battery, 6V 5.4W Tungsten Lamps	✓		C,N,F
782343753675	VT618 •	White Thermoplastic Housing, Lead Acid Battery, 6V 9W Tungsten Lamps	✓		C,N,F
782343753682	VT6L24WCSWF •	White Thermoplastic Housing, Lead Acid Battery, 6V 12W Halogen Lamps		✓	
782343753767	VTR12L54WCSWM	White Thermoplastic Housing, Lead Acid Battery, 12V 12W Halogen Lamps	✓		C,F

*C= Carrollton, Texas F= Fontana, California N= Norwich, Connecticut

“•” beside a blue catalog number indicates item is a recommended distributor shelf stock item.

Pictures are representative of product categories and may not illustrate the exact products listed on the pages of this guide.

Product information may change without notice. Contact your local Philips sales representative for additional product information.



VALUE+ VU6L Unit

48 HOURS 2 WEEKS

UPC CODE	CATALOG NUMBER	DESCRIPTION	SERVICE SMART	SPEC SMART	STOCKED IN
782343573716	VU6L	White Thermoplastic Housing, Lead Acid Battery, 6V 1W LEDs	✓		C,F
782343582619	VU6LSD	White Thermoplastic Housing, Lead Acid Battery, 6V 1W LEDs, Self-Diagnostic Circuitry	✓		C,F



VALUE+ VU6F Unit

UPC CODE	CATALOG NUMBER	DESCRIPTION	SERVICE SMART	SPEC SMART	STOCKED IN
782343579749	VU6F •	White Thermoplastic Housing, Lead Acid Battery, 6V 5.4W Tungsten Lamps	✓		C,F



VALUE+ VU6 Unit

UPC CODE	CATALOG NUMBER	DESCRIPTION	SERVICE SMART	SPEC SMART	STOCKED IN
782343558386	VU6-CS •	White Thermoplastic Housing, Lead Acid Battery, 6V 5.4W Tungsten Lamps	✓		C,N,F
782343558393	VU6B-CS	Black Thermoplastic Housing, Lead Acid Battery, 6V 5.4W Tungsten Lamps	✓		C,F
782343582626	VU6SD	White Thermoplastic Housing, Lead Acid Battery, 6V 5.4W Tungsten Lamps, Self-Diagnostic Circuitry	✓		C,F
782343116920	VU6R	White Thermoplastic Housing, Lead Acid Battery, 6V 5.4W Tungsten Lamps, Remote Capability	✓		C,F
782343116982	VRHP	Value+ Emergency Remote Single Lamp Head, White Thermoplastic Housing, 6V 5.4W Tungsten Lamp, For Use w/VU6 Units	✓		C,F



VALUE+ VU Unit

UPC CODE	CATALOG NUMBER	DESCRIPTION	SERVICE SMART	SPEC SMART	STOCKED IN
782343579770	VU650	White Thermoplastic Housing, Lead Acid Battery, 6V 9W Tungsten Lamps, Remote Capability	✓		C,F



VALUE+ VU6W Unit

UPC CODE	CATALOG NUMBER	DESCRIPTION	SERVICE SMART	SPEC SMART	STOCKED IN
782343116968	VU6W	White Thermoplastic Housing, Lead Acid Battery, 6V 5.4W Tungsten Lamps, Wet Location	✓		C,F
782343116999	VWRHP	Value+ Emergency Remote Single Lamp Head, White Thermoplastic Housing, 6V 5.4W Tungsten Lamp, Wet Location, For Use w/VU6 Units	✓		C,F
782343117002	VW2RHP	Value+ Emergency Remote Double Lamp Head, White Thermoplastic Housing, 6V 5.4W Tungsten Lamp, Wet Location, For Use w/VU6 Units	✓		C,F

*C= Carrollton, Texas F= Fontana, California N= Norwich, Connecticut

A large dot "•" beside a blue catalog number indicates item is a suggested stock item.

Pictures are representative of product categories and may not illustrate the exact products listed on the pages of this guide.

Product information may change without notice. Contact your local Philips sales representative for additional product information.

Emergency Architectural



Emergency Remote Fixtures & Accessories

UPC CODE	CATALOG NUMBER	DESCRIPTION	48 HOURS	2 WEEKS	STOCKED IN
			SERVICE SMART	SPEC SMART	
734340592573	CCRHP •	Weatherproof Remote Metal Chrome Lamp Head, 6V 6W Halogen Lamp	✓		C,N,F
734340293258	PNA	6V 8W Tungsten Lamp		✓	
782343842539	PCS1	Polycarbonate Vandal Shield	✓		C
782343314982	PVS2	Polycarbonate Vandal Shield	✓		C
782343833162	SMR10WG	Symmetry Remote Dual Lamp, 6V 5.4W Tungsten	✓		C
734340115352	WG4	Wire Guard		✓	
734340085648	WG5	Wire Guard		✓	



Patron LED Wall Light

UPC CODE	CATALOG NUMBER	DESCRIPTION	SERVICE SMART	SPEC SMART	STOCKED IN
782343573204	PLACBZ	Wall Light, Die Cast Aluminum Bronze Housing, AC 120/277V Only, 6V 8-3W LEDs	✓		C,F
782343573211	PLACW	Wall Light, Die Cast Aluminum White Housing, AC 120/277V Only, 6V 8-3W LEDs	✓		C,F
782343573235	PLACMBZ	Wall Light, Die Cast Aluminum Bronze Housing, AC 120/277V w/ Integral Nicad Battery Backup, 6V 8-3W LEDs	✓		C,F
782343573242	PLACEMW	Wall Light, Die Cast Aluminum White Housing, AC 120/277V w/ Integral Nicad Battery Backup, 6V 8-3W LEDs	✓		C,F
782343522431	PLEMBZ	Wall Light, Die Cast Aluminum Bronze Housing, Nicad Battery, 6V 8-3W LEDs	✓		C,F
782343573228	PLEMW	Wall Light, Die Cast Aluminum White Housing, Nicad Battery, 6V 8-3W LEDs	✓		C,F



Patron Wall Light

UPC CODE	CATALOG NUMBER	DESCRIPTION	SERVICE SMART	SPEC SMART	STOCKED IN
781370379902	PDLB	Die Cast Aluminum Black Housing, Lead Acid Battery, 6V 12W, Halogen Lamp	✓		C
781370379841	PDLBZ	Die Cast Aluminum Bronze Housing, Lead Acid Battery, 6V 12W, Halogen Lamp	✓		C,F
781370640217	PDLTT	Die Cast Aluminum Titanium Housing, Lead Acid Battery, 6V 12W, Halogen Lamp	✓		C,F
781370379872	PDLW	Die Cast Aluminum White Housing, Lead Acid Battery, 6V 12W, Halogen Lamp	✓		C,F
781370379919	PDNB	Die Cast Aluminum Black Housing, Nicad Battery, 6V 6W, Halogen Lamp	✓		C,F
781370379858	PDNBZ •	Die Cast Aluminum Bronze Housing, Nicad Battery, 6V 6W, Halogen Lamp	✓		C,N,F
781370603809	PDNTT	Die Cast Aluminum Titanium Housing, Nicad Battery, 6V 6W, Halogen Lamp	✓		C
781370379889	PDNW •	Die Cast Aluminum White Housing, Nicad Battery, 6V 6W, Halogen Lamp	✓		C,N,F
781370379926	PDRB	Die Cast Aluminum Black Housing, Remote Unit, 6V 6W, Halogen Lamp	✓		C,F
781370379865	PDRBZ	Die Cast Aluminum Bronze Housing, Remote Unit, 6V 6W, Halogen Lamp	✓		C,F
781370651633	PDRTT	Die Cast Aluminum Titanium Housing, Remote Unit, 6V 6W, Halogen Lamp	✓		C
781370379896	PDRW	Die Cast Aluminum White Housing, Remote Unit, 6V 6W, Halogen Lamp	✓		C



MSL Mini Step Lite

UPC CODE	CATALOG NUMBER	DESCRIPTION	SERVICE SMART	SPEC SMART	STOCKED IN
734340107821	MSLA	Amber LED, White Universal Louver Faceplates (Vertical and Horizontal), 120VAC	✓		C
734340107807	MSLL	White LED, White Universal Louver Faceplates (Vertical and Horizontal), 120VAC	✓		C,F

*C= Carrollton, Texas F= Fontana, California N= Norwich, Connecticut

“•” beside a blue catalog number indicates item is a recommended distributor shelf stock item.

Pictures are representative of product categories and may not illustrate the exact products listed on the pages of this guide.

Product information may change without notice. Contact your local Philips sales representative for additional product information.

Emergency Ballasts



DEB Series - Emergency Ballast

48 HOURS 2 WEEKS

UPC CODE	CATALOG NUMBER	DESCRIPTION	SERVICE SMART	SPEC SMART	STOCKED IN
734340643596	DEB-1W ●	Emergency Ballast, 350-450lm, One Lamp Operation, Fluorescent	✓		C,N,F
734340624021	DEB-5W ●	Emergency Ballast, 1100-1400lm, One or Two Lamp Operation, Fluorescent	✓		C,N,F
734340602395	DEB-7LP	Emergency Ballast, 390-700lm, One Lamp Operation, Low Profile, Fluorescent	✓		F
782343823422	DEB-7W ●	Emergency Ballast, 600-700lm, One or Two Lamp Operation, Fluorescent	✓		C,N,F



MTD Series - Transfer Device

UPC CODE	CATALOG NUMBER	DESCRIPTION	SERVICE SMART	SPEC SMART	STOCKED IN
781370584191	MTD	Auxiliary Power Transfer Device (Internal Luminaire Mounted)	✓		C
781370988821	MTD20-277	Auxiliary Power Transfer Device 277V (Wall or Ceiling Mounted)	✓		C

New York City Products



New York City Approved

UPC CODE	CATALOG NUMBER	DESCRIPTION	SERVICE SMART	SPEC SMART	STOCKED IN
734340222616	40L3R	NYC Die Cast Aluminum LED Exit, Universal Mount, AC Only, Single/Double Face, Red Letters, Black Housing w/ Satin Aluminum Face	✓		N
782343568231	44RLU1RNYC	NYC Universal Edge Lit LED Exit, Universal Mount, AC Only, Single Face, 8" Red Letters, Clear Background, Satin Aluminum Housing	✓		C,N
782343568248	44RLU2RNYC	NYC Universal Edge Lit LED Exit, Universal Mount, AC Only, Double Face, Red Letters, Mirror Background, Satin Aluminum Housing	✓		C
734340222715	ER40LD3R	NYC Die Cast Aluminum LED Exit, Universal Mount, Emergency Operation Nicad Battery, Single or Double Face, 8" Red Letters, NYC, Black Housing w/ Brushed Aluminum Face	✓		N
782343568255	ER44RLDU1RNYC	NYC Universal Edge Lit LED Exit, Universal Mount, Emergency Operation Nicad Battery, Single Face, 8" Red Letters, Clear Background, Satin Aluminum Housing	✓		C,N,F
782343568262	ER44RLDU2RNYC	NYC Universal Edge Lit LED Exit, Universal Mount, Emergency Operation Nicad Battery, Double Face, 8" Red Letters, Mirror Background, Satin Aluminum Housing	✓		C,N

*C= Carrollton, Texas F= Fontana, California N= Norwich, Connecticut

"●" beside a blue catalog number indicates item is a recommended distributor shelf stock item.

Pictures are representative of product categories and may not illustrate the exact products listed on the pages of this guide.

Product information may change without notice. Contact your local Philips sales representative for additional product information.



Outdoor



In addition to the Service Smart & Spec Smart outdoor luminaires that are covered on the following pages, we do offer standard lead-time and custom made-to-order products. Lead-time for many standard products is 6 weeks, but all lead-times can be confirmed by contacting the order desk.

Some of our products, such as the Urban category, do not offer Service Smart and Spec Smart items, and thus, are not included on the following pages. The Urban Product Category includes decorative post top and pendant style products, poles, arms, accessories & bases, and while some of these high-runner items may be available to ship in 6 weeks, it is always advised that you check with the order desk to confirm these lead-times. For additional details on the Urban Products, and other luminaires not included in this guide, you may refer to our e-catalog at www.philips.com/luminaires.



Roadway

The following Roadway exceptions will require lead times beyond 6 weeks: Capella CPLS & CPLM, Citea CTS & CTM, Off Road RVM & HBM ORL & ORH, Roadway Poles & Arms / Brackets, High Mast STB-25 & SMLS G2. Please confirm lead-time by contacting the order desk.

Roadway

LED Cobra Heads

Service Smart and Spec Smart lead times are for quantities up to 50 pieces for items on this page. For 51 or more pieces please confirm lead time by contacting the order desk.



StreetView

48 HOURS 2 WEEKS

UPC CODE	CATALOG NUMBER	DESCRIPTION	SERVICE SMART	SPEC SMART	STOCKED IN
---	SVM-60W32LED4K-R-LE3-UNIV-DMG-RC-WC10-GY3 ●	70W Total, 700mA, 32LED, 6924lm, 97LPW, 4000K, Type III, Universal Electronic Dimmable Driver; Twist-Lock Photocell Receptacle, Grey Finish		✓	
---	SVM-90W48LED4K-R-LE3-UNIV-DMG-RC-WC10-GY3 ●	105W Total, 700mA, 48LED, 10113lm, 98LPW, 4000K, Type III, Universal Electronic Dimmable Driver; Twist-Lock Photocell Receptacle, Grey Finish		✓	



RoadView

UPC CODE	CATALOG NUMBER	DESCRIPTION	SERVICE SMART	SPEC SMART	STOCKED IN
---	RVS-35W32LED4K-R-LE2-UNIV-RC-GY3	37W Total, 350mA, 32LED, 3670lm, 99LPW, 4000K, Type II, Universal Electronic Driver; Twist-Lock Photocell Receptacle, Grey Finish		✓	
---	RVS-35W32LED4K-R-LE2-UNIV-PH8-GY3	37W Total, 350mA, 32LED, 3670lm, 99LPW, 4000K, Type II, Universal Electronic Driver; Twist-Lock Photocell Included, Grey Finish		✓	
---	RVS-55W32LED4K-R-LE2-UNIV-RC-GY3 ●	56W Total, 530mA, 32LED, 5303lm, 95LPW, 4000K, Type II, Universal Electronic Driver; Twist-Lock Photocell Receptacle, Grey Finish		✓	
---	RVS-55W32LED4K-R-LE2-UNIV-PH8-GY3	56W Total, 530mA, 32LED, 5303lm, 95LPW, 4000K, Type II, Universal Electronic Driver; Twist-Lock Photocell Included, Grey Finish		✓	
---	RVS-80W48LED4K-R-LE2-UNIV-RC-GY3 ●	81W Total, 530mA, 48LED, 7903lm, 98LPW, 4000K, Type II, Universal Electronic Driver; Twist-Lock Photocell Receptacle, Grey Finish		✓	
---	RVM-270W160LED4K-R-LE3-UNIV-RC-GY3	260W Total, 530mA, 160LED, 23657lm, 91LPW, 4000K, Type III, Universal Electronic Driver; Twist-Lock Photocell Receptacle, Grey Finish		✓	



RX1 & RX2

UPC CODE	CATALOG NUMBER	DESCRIPTION	SERVICE SMART	SPEC SMART	STOCKED IN
---	RX132I2NA3RNAN	36W Total, 350mA, 32LED, 3256lm, 91LPW, 4000K, Type II, Universal Electronic Driver; Twist-Lock Photocell Receptacle, Grey Finish		✓	
---	RX132I2NA5RNAN	52W Total, 530mA, 32LED, 4545lm, 87LPW, 4000K, Type II, Universal Electronic Driver; Twist-Lock Photocell Receptacle, Grey Finish		✓	
---	RX132I2NA7RNAN	72W Total, 700mA, 32LED, 5791lm, 81LPW, 4000K, Type II, Universal Electronic Driver; Twist-Lock Photocell Receptacle, Grey Finish		✓	
---	RX164I2NA5RNAN ●	103W Total, 530mA, 64LED, 8950lm, 87LPW, 4000K, Type II, Universal Electronic Driver; Twist-Lock Photocell Receptacle, Grey Finish		✓	
---	RX2160I2NA5RNAN ●	253W Total, 530mA, 160LED, 22979lm, 91LPW, 4000K, Type II, Universal Electronic Driver; Twist-Lock Photocell Receptacle, Grey Finish		✓	

*C= Carrollton, Texas F= Fontana, California N= Norwich, Connecticut

“●” beside a blue catalog number indicates item is a recommended distributor shelf stock item.

Pictures are representative of product categories and may not illustrate the exact products listed on the pages of this guide.

Product information may change without notice. Contact your local Philips sales representative for additional product information.



Garage & Canopy

Some Garage & Canopy options may require extended lead times past 6 weeks. These options include yoke assemblies for post tops, tool-less hardware, non-standard tamperproof hardware, warm white and amber color LEDs, wall mount options for area lights, wire guards used on MTO products, specialty options that require brass or stainless steel decorative materials, specialty or non-standard lenses (such as polycarbonate lenses and sag lenses), modular and bi-level wiring, 50Hz electrical gear (non-standard ballasts), components requiring anodized finish, and special configurations such as wireless control systems. Please confirm lead-time by contacting the order desk.

Garage & Canopy



G3 Parking Garage and Canopy LED

UPC CODE	CATALOG NUMBER	DESCRIPTION	48 HOURS	2 WEEKS	STOCKED IN
			SERVICE SMART	SPEC SMART	
---	STK-G3-5-2-73VAR-NW-UNIV-NP •	G3 Garage, T-5, 2-Board, 73W, NW, 6341 Lumens, 120/277V, Natural Paint	✓		C
---	STK-G3-5-2-73VAR-CW-UNIV-NP •	G3 Garage, T-5, 2-Board, 73W, CW, 6341 Lumens, 120/277V, Natural Paint	✓		C
---	STK-G3-MR-5-2-73VAR-NW-120/277-NP •	G3 Garage, Motion Response, T-5, 2-Board, 73W, NW, 6341 Lm, 120/277V, Natural Paint	✓		C
---	STK-G3-MR-5-2-73VAR-CW-120/277-NP •	G3 Garage, Motion Response, T-5, 2-Board, 73W, CW, 6341 Lm, 120/277V, Natural Paint	✓		C
---	STK-G3-5-1-55LA-161A-NW-UNIV-NP •	G3 Garage, T-5, 1-Board, 55W, NW, 4423 Lm, 120/277V, Natural Paint	✓		C
---	STK-G3-5-1-55LA-161A-CW-UNIV-NP •	G3 Garage, T-5, 1-Board, 55W, CW, 4423 Lm, 120/277V, Natural Paint	✓		C
---	STK-G3-MR-5-1-55LA-161A-NW-120/277-NP •	G3 Garage, Motion Response, T-5, 1-Board, 55W, Neutral White, 4423 Lm, 120/277V, Natural Paint	✓		C
---	STK-G3-MR-5-1-55LA-161A-CW-120/277-NP •	G3 Garage, Motion Response, T-5, 1-Board, 55W, CW, 4423 Lm, 120/277V, Natural Paint	✓		C
---	STK-PB-NP •	Balanced J-Box for Pendant Mount, Natural Paint, 12" Minimum Pendant Required by Others	✓		C




Designer Canopy LED

UPC CODE	CATALOG NUMBER	DESCRIPTION	SERVICE SMART	SPEC SMART	STOCKED IN
786034956437	DCL20LED4K-8 •	Designer Canopy LED, 20 Hi-Lumen LEDs, 4700K Color Temp, Multi-Tap, Bronze	✓		C



Signature Canopy Light HID

UPC CODE	CATALOG NUMBER	DESCRIPTION	SERVICE SMART	SPEC SMART	STOCKED IN
78603474967	SCL255PMA-8 •	Signature Canopy Light, 250W PS 120-277V Canopy, Type 5	✓		C
78603483418	SCL405PMAL-8 •	Signature Canopy Light, 400W PS 120-277V Canopy, Type 5	✓		C
78603407048	SCLLENS	SCL Replacement Lens	✓		C



Twilighter Series Canopy HID

UPC CODE	CATALOG NUMBER	DESCRIPTION	SERVICE SMART	SPEC SMART	STOCKED IN
786034945851	TLC51NLXL-1 •	Twilighter Series, 50W HPS 120V, w/Lamp, Bronze	✓		C
786034945868	TLC51NMAL-1 •	Twilighter Series, 50W MH 120V, w/Lamp, Bronze	✓		C
786034945875	TLC71NLXL-1 •	Twilighter Series, 70W HPS 120V, w/Lamp, Bronze	✓		C



Lyte Cube Series Canopy HID

UPC CODE	CATALOG NUMBER	DESCRIPTION	SERVICE SMART	SPEC SMART	STOCKED IN
786034893299	LCQ155PMAL-8 •	Lyte Cube, 150W, PMA Multi-Tap, w/Lamp, Bronze	✓		C
78603438011	LCQ552	LCQ Replacement Lens	✓		C



Lyte Prism Series Canopy Induction

UPC CODE	CATALOG NUMBER	DESCRIPTION	SERVICE SMART	SPEC SMART	STOCKED IN
786034801560	LPQ85840IND-4 •	Lyte Prism Induction, 85W, 4000K Color Temp, 200/277V, w/Lamp, Bronze	✓		C
78603458078	LPQ552	LPQ Replacement Lens	✓		C

*C= Carrollton, Texas F= Fontana, California N= Norwich, Connecticut
 "•" beside a blue catalog number indicates item is a recommended distributor shelf stock item.
 Pictures are representative of product categories and may not illustrate the exact products listed on the pages of this guide.
 Product information may change without notice. Contact your local Philips sales representative for additional product information.



Floodlights

Some Flood options may require extended lead times past 6 weeks. These options include yoke assemblies for post tops, tool-less hardware, non-standard tamperproof hardware, warm white and amber color LEDs, wall mount options for area lights, wire guards used on MTO products, specialty options that require brass or stainless steel decorative materials, specialty or non-standard lenses (such as polycarbonate lenses and sag lenses), modular and bi-level wiring, 50Hz electrical gear (non-standard ballasts), components requiring anodized finish, and special configurations such as wireless control systems. **Please confirm lead-time by contacting the order desk.**

Floodlights



LytePro LED Floodlight

UPC CODE	CATALOG NUMBER	DESCRIPTION	48 HOURS	2 WEEKS	STOCKED IN
			SERVICE SMART	SPEC SMART	
786034956925	STKLPF1K-8 ●	Stock LPF1, 4000K, Flood, Knuckle Mount, 120-277V, Textured Dark Bronze, (equal to LPF1-E-4K-FL-K-8-BZ)	✓		C
786034956932	STKLPF2K-8 ●	Stock LPF2, 4000K, Flood, Knuckle Mount, 120-277V, Textured Dark Bronze, (equal to LPF2-E-4K-FL-K-8-BZ)	✓		C
786034956949	STKLPF3S-8 ●	Stock LPF3, 4000K, Flood, Slip Fitter, 120-277V, Textured Dark Bronze, (equal to LPF3-C-4K-FL-S-8-BZ)	✓		C
786034956956	STKLPF4S-8 ●	Stock LPF4, 4000K, Flood, Slip Fitter, 120-277V, Textured Dark Bronze, (equal to LPF4-C-4K-FL-S-8-BZ)	✓		C
786034956963	STKLPF4T-8 ●	Stock LPF4, 4000K, Flood, Trunion, 120-277V, Textured Dark Bronze, (equal to LPF4-C-4K-FL-T-8-BZ)	✓		C
786034956987	LPF1WG ●	LPF1 Wire Guard Accessory	✓		C
786034956994	LPF2WG ●	LPF2 Wire Guard Accessory	✓		C
786034957007	LPF3WG ●	LPF3 Wire Guard Accessory	✓		C
786034957014	LPF4WG ●	LPF4 Wire Guard Accessory	✓		C
786034957373	LPF1SG ●	LPF1 Stone Guard Accessory	✓		C
786034957380	LPF2SG ●	LPF2 Stone Guard Accessory	✓		C
786034957397	LPF3SG ●	LPF3 Stone Guard Accessory	✓		C
786034957403	LPF4SG ●	LPF4 Stone Guard Accessory	✓		C
786034957366	LPFW10BZ ●	LPF1 & LPF2 Wall/Surface Adaptor Accessory, Textured Dark Bronze	✓		C
786034957588	LPFW10WH	LPF1 & LPF2 Wall/Surface Adaptor Accessory, Textured White	✓		C
786034957595	LPFW10DGY	LPF1 & LPF2 Wall/Surface Adaptor Accessory, Textured Dark Gray	✓		C

Additional configurations of the LytePro Flood may be available for 10-day ship. Please contact factory with inquiries.



EQ Series Quartz Flood

UPC CODE	CATALOG NUMBER	DESCRIPTION	SERVICE SMART	SPEC SMART	STOCKED IN
786034484244	EQ500L ●	EQ Quartz Flood, No Lens Frame, 500W, w/Lamp, Bronze	✓		C



EQX Series Quartz Flood

UPC CODE	CATALOG NUMBER	DESCRIPTION	SERVICE SMART	SPEC SMART	STOCKED IN
786034484268	EQX1500 ●	EQ Quartz Flood w/Lens Frame, 1500W, Bronze *1500W Lamp Ordered Separately (Available in 208, 240 and 277V Only)	✓		C
786034484466	EQX150LBRZ ●	EQ Quartz Flood w/Lens Frame, 150W, w/Lamp, Bronze	✓		C
786034484459	EQX150LVHT ●	EQ Quartz Flood w/Lens Frame, 150W, w/Lamp, White	✓		C
786034484282	EQX500L ●	EQ Quartz Flood w/Lens Frame, 500W, w/Lamp, Bronze	✓		C
786034484305	EQX500LVHT ●	EQ Quartz Flood w/Lens Frame, 500W, w/Lamp, White	✓		C

*C= Carrollton, Texas F= Fontana, California N= Norwich, Connecticut

"●" beside a blue catalog number indicates item is a recommended distributor shelf stock item.

Pictures are representative of product categories and may not illustrate the exact products listed on the pages of this guide.

Product information may change without notice. Contact your local Philips sales representative for additional product information.



GP Flood Series HID

48 HOURS 2 WEEKS

UPC CODE	CATALOG NUMBER	DESCRIPTION	SERVICE SMART	SPEC SMART	STOCKED IN
786034853569	GP2A150PMAL-6 ●	GP2 Small Floodlight 150W PMA Dual Voltage, w/Lamp, Bronze	✓		C
786034859158	GP3S400PMAL-8 ●	GP3 Medium Floodlight 400W PMA Multi-Tap, w/Lamp & Tenon Slip Fitter, Bronze	✓		C
786034878906	GP3T250PMAL-8 ●	GP3 Medium Floodlight 250W PMA Multi-Tap, w/Lamp & Trunnion Mount, Bronze	✓		C
786034874953	GP3T400PMAL-8 ●	GP3 Medium Floodlight 400W PMA Multi-Tap, w/Lamp & Trunnion Mount, Bronze	✓		C
786034843850	GP5S1000MAL-8 ●	GP5 X-Large Floodlight 1000W MH Multi-Tap, w/Lamp & Tenon Slip Fitter, Bronze	✓		C
786034844017	GP5T1000MAL-8 ●	GP5 X-Large Floodlight 1000W MH Multi-Tap, w/Lamp & Trunnion Mount, Bronze	✓		C



Mini-Flood Series HID

UPC CODE	CATALOG NUMBER	DESCRIPTION	SERVICE SMART	SPEC SMART	STOCKED IN
786034839792	SLA101MAL-6 ●	Mini-Flood Dual Voltage 100W MH, w/Lamp, Bronze	✓		C
786034893466	SLA150PMAL-6 ●	Mini-Flood Dual Voltage 150W PMA, w/Lamp, Bronze	✓		C
786034839815	SLA151NLXL-1 ●	Mini-Flood 120V 150W HPS, w/Lamp, Bronze	✓		C
786034839846	SLA71MAL-6 ●	Mini-Flood Dual Voltage 70W MH, w/Lamp, Bronze	✓		C
786034839853	SLA71NLXL-1 ●	Mini-Flood 120V 70W HPS, w/Lamp, Bronze	✓		C



Maxi-Flood Series HID

UPC CODE	CATALOG NUMBER	DESCRIPTION	SERVICE SMART	SPEC SMART	STOCKED IN
786034768146	SLM250PMAL-8 ●	Maxi-Flood, Multi-Tap, 250W PS, w/Lamp, Bronze	✓		C
786034895934	SLM400PMAL-8 ●	Maxi-Flood, Multi-Tap, 400W PS, w/Lamp, Bronze	✓		C
78603437509	SLM552	SLM Replacement Lens	✓		C

*C= Carrollton, Texas F= Fontana, California N= Norwich, Connecticut

“●” beside a blue catalog number indicates item is a recommended distributor shelf stock item.

Pictures are representative of product categories and may not illustrate the exact products listed on the pages of this guide.

Product information may change without notice. Contact your local Philips sales representative for additional product information.

Flood/Wall Mount



FloodPak Large (FPL)

48 HOURS 2 WEEKS

UPC CODE	CATALOG NUMBER	DESCRIPTION	SERVICE SMART	SPEC SMART	STOCKED IN
78603482886	FPL400PMAL-8 •	FloodPak Large 400W PSMH MT w/Lamp, Bronze	✓		C
78603478757	FPL250PMAL-8 •	FloodPak Large 250W PSMH MT w/Lamp, Bronze	✓		C
78603477168	FPLARM	Shoebox Arm, Converts FloodPak to pole-mount (minimum 4" square pole, FPL)	✓		C
78603477169	FPLKNUCKLE	Adjustable 2" Tenon Slipfitter (FPL), Bronze	✓		C



FloodPak Medium (FPM)

UPC CODE	CATALOG NUMBER	DESCRIPTION	SERVICE SMART	SPEC SMART	STOCKED IN
78603476571	FPM150PMAL-8 •	FloodPak Medium 150W PSMH MT w/Lamp, Bronze	✓		C
78603476570	FPM100PMAL-8 •	FloodPak Medium 100W PSMH MT w/Lamp, Bronze	✓		C
78603477132	FPM70PMAL-8 •	FloodPak Medium 70W PSMH MT w/Lamp, Bronze	✓		C
78603478184	FPM552	Replacement Lens Medium FloodPak, Bronze	✓		C



FloodPak Small (FPS)

UPC CODE	CATALOG NUMBER	DESCRIPTION	SERVICE SMART	SPEC SMART	STOCKED IN
78603476423	FPS150NLXL-1 •	FloodPak Small 150W HPS 120V w/Lamp, Bronze	✓		C
78603476575	FPS70NLXL-1 •	FloodPak Small 70W HPS 120V w/Lamp, Bronze	✓		C
78603477297	FPS42HFL-8 •	FloodPak Small 42W CFL MT, Bronze	✓		C

FloodPak Accessories

UPC CODE	CATALOG NUMBER	DESCRIPTION	SERVICE SMART	SPEC SMART	STOCKED IN
78603477172	FPSARM	Arm, converts FloodPak to pole-mount (minimum 4" square pole, FPS, FPM)	✓		C
78603495887	FPSKNUCKLE	1/2" adjustable knuckle (FPS, FPM)	✓		C
78603477489	FPSRPA	Round pole adaptor for FloodPak Small/Medium	✓		C



Lamp Holders

UPC CODE	CATALOG NUMBER	DESCRIPTION	SERVICE SMART	SPEC SMART	STOCKED IN
783371020319	30KL	150W, Max Lamp Holder	✓		C
783372020325	3300BULK	Lampholder, Smooth Zinc Finish	✓		C
783373020331	3300WHT	Lampholder, White Finish	✓		C
783377020375	6400E	500W Power Beam, Aluminum Finish Enclosed	✓		C
783446021067	V4400	75 W - 300W Nautral Aluminum Open Flood	✓		C
783447021073	V4400E	74W - 300W Natural Aluminum Enclosed Flood	✓		C

*C= Carrollton, Texas F= Fontana, California N= Norwich, Connecticut

"•" beside a blue catalog number indicates item is a recommended distributor shelf stock item.

Pictures are representative of product categories and may not illustrate the exact products listed on the pages of this guide.

Product information may change without notice. Contact your local Philips sales representative for additional product information.



Wall Mount

Some Wall options may require extended lead times past 6 weeks. These options include yoke assemblies for post tops, tool-less hardware, non-standard tamperproof hardware, warm white and amber color LEDs, wall mount options for area lights, wire guards used on MTO products, specialty options that require brass or stainless steel decorative materials, specialty or non-standard lenses (such as polycarbonate lenses and sag lenses), modular and bi-level wiring, 50Hz electrical gear (non-standard ballasts), components requiring anodized finish, and special configurations such as wireless control systems. **Please confirm lead-time by contacting the order desk.**

Wall Mount - Wall Packs



Large Glass Refractor LED Wall Pack (WP)

48 HOURS 2 WEEKS

UPC CODE	CATALOG NUMBER	DESCRIPTION	SERVICE SMART	SPEC SMART	STOCKED IN
786034956468	WPLED32704KUNVP ●	WP WallPrism LED, 32 LED, 68W, 4000K, 120-277V, Bronze	✓		C



Large Glass Refractor Wall Pack (WP)

UPC CODE	CATALOG NUMBER	DESCRIPTION	SERVICE SMART	SPEC SMART	STOCKED IN
78603492074	WP401PMAL-8 ●	WP WallPrism, 400W PSMH, MT w/Lamp, Bronze	✓		C
78603472900	WP401LX-8 ●	WP WallPrism, 400W HPS, MT, Bronze	✓		C
78603489277	WP401PMA-8 ●	WP WallPrism, 400W PSMH, MT, Bronze	✓		C
78603492073	WP251PMAL-8 ●	WP WallPrism, 250W PSMH, MT w/Lamp, Bronze	✓		C
78603472899	WP251LX-8 ●	WP WallPrism, 250W HPS, MT, Bronze	✓		C
78603489276	WP251PMA-8 ●	WP WallPrism 250W PSMH MT, Bronze	✓		C
78603472904	WP552	WP Replacement glass, gasket, hardware, door lens kit	✓		C
78603433905	52352	WP Replacement glass, gasket, hardware, door lens kit	✓		C
78603423584	530S	WP Steel Wire Guard	✓		C



Medium Glass Refractor LED Wall Pack (WPM)

UPC CODE	CATALOG NUMBER	DESCRIPTION	SERVICE SMART	SPEC SMART	STOCKED IN
786034956475	WPMLED16704KUNVP ●	WPM WallPrism LED, 16 LED, 35W, 4000K, 120-277V, Bronze	✓		C



Medium Glass Refractor Wall Pack (WPM)

UPC CODE	CATALOG NUMBER	DESCRIPTION	SERVICE SMART	SPEC SMART	STOCKED IN
78603489098	WNP150PMAL-8 ●	WPM WallPrism 150W PSMH MT w/Lamp, Bronze	✓		C
78603474343	WNP151NLXL-1 ●	WPM WallPrism 150W HPS 120V w/Lamp, Bronze	✓		C
78603471950	WPM150LXL-8 ●	WPM WallPrism 150W HPS MT w/Lamp, Bronze	✓		C
78603474342	WNP101MAL-6 ●	WPM WallPrism 100W PSMH 120/277V w/Lamp, Bronze	✓		C
78603469983	WPM71MAL-6 ●	WPM WallPrism 70W PSMH 120/277V w/Lamp, Bronze	✓		C
78603422689	32352	WPM Replacement glass, gasket, hardWare, door lens kit	✓		C
78603410471	330S	WPM Steel Wire Guard	✓		C
78603410472	335S	WPM Clear polycarbonate shield	✓		C



Small Glass Refractor Wall Pack (WLT)

UPC CODE	CATALOG NUMBER	DESCRIPTION	SERVICE SMART	SPEC SMART	STOCKED IN
734340531718	WLT100MMT-LP-A ●	WLT Glass Wall Pack, 100W MH MT w/Lamp	✓		C
734340531695	WLT070MMT-LP-A ●	WLT Glass Wall Pack, 70W MH MT w/Lamp	✓		C
734340531633	WLT050MDT-LP-A ●	WLT Glass Wall Pack, 50W MH MT w/Lamp	✓		C

*C= Carrollton, Texas F= Fontana, California N= Norwich, Connecticut
 "●" beside a blue catalog number indicates item is a recommended distributor shelf stock item.
 Pictures are representative of product categories and may not illustrate the exact products listed on the pages of this guide.
 Product information may change without notice. Contact your local Philips sales representative for additional product information.



Small Polycarbonate Refractor Wall Pack (WNPS)

48 HOURS 2 WEEKS

UPC CODE	CATALOG NUMBER	DESCRIPTION	SERVICE SMART	SPEC SMART	STOCKED IN
78603426688	WNPS101NLXL-1 ●	Mini-WallPrism, 100W HPS, 120V w/Lamp, Bronze	✓		C
78603426687	WNPS70NLXL-1 ●	Mini-WallPrism 120V 70W HPS w/Lamp, Bronze	✓		C
78603426690	WNPS552	Mini-WallPrism Replacement Lens	✓		C



Small Tall Glass Refractor Wall Pack (WPG)

UPC CODE	CATALOG NUMBER	DESCRIPTION	SERVICE SMART	SPEC SMART	STOCKED IN
734340531732	WPG100MMT-LP-A ●	WPG Glass Wall Pack 100W MH MT w/Lamp	✓		C
734340531725	WPG070MMT-LP-A ●	WPG Glass Wall Pack 70W MH MT w/Lamp	✓		C
782343365380	WPG050MMT-LP ●	WPG Glass Wall Pack 50W MH MT w/Lamp	✓		C



Small Tall Polycarbonate Refractor LED Wall Pack (TLW)

UPC CODE	CATALOG NUMBER	DESCRIPTION	SERVICE SMART	SPEC SMART	STOCKED IN
78603495644	TLW10LED4KPCB-1 ●	TLW LED Wall Pack, 14W, 120V, 4000K, Photocontrol, Bronze	✓		C



Small Tall Polycarbonate Refractor Wall Pack (TLW)

UPC CODE	CATALOG NUMBER	DESCRIPTION	SERVICE SMART	SPEC SMART	STOCKED IN
78603495818	TLW70NLXL-1 ●	Twilighter Series WallPrism 70W HPS, 120V w/Lamp, Bronze	✓		C
78603433865	TLW70NLXLPC-1 ●	Twilighter Series WallPrism 70W HPS 120V w/Lamp Photocontrol, Bronze	✓		C
78603474680	TLW42HFL-8 ●	Twilighter Series WallPrism 42W CF 120-277V w/Lamp, Bronze	✓		C



Medium Full Cutoff Wall Pack (NPM)

UPC CODE	CATALOG NUMBER	DESCRIPTION	SERVICE SMART	SPEC SMART	STOCKED IN
78603495013	NPM151PMAL-8 ●	NytePro Wall Pack 150W PSMH, 120/277V w/Lamp, Bronze	✓		C
78603494738	NPM101PMAL-8 ●	NytePro Wall Pack 100W PSMH, 120/277V w/Lamp, Bronze	✓		C
78603494739	NPM71PMAL-8 ●	NytePro Wall Pack 70W PSMH, 120/277V w/Lamp, Bronze	✓		C

*C= Carrollton, Texas F= Fontana, California N= Norwich, Connecticut

“●” beside a blue catalog number indicates item is a recommended distributor shelf stock item.

Pictures are representative of product categories and may not illustrate the exact products listed on the pages of this guide.

Product information may change without notice. Contact your local Philips sales representative for additional product information.

Wall Mount - Sconces



LytePro Medium LED Wall Sconce (LP32)

48 HOURS 2 WEEKS

UPC CODE	CATALOG NUMBER	DESCRIPTION	SERVICE SMART	SPEC SMART	STOCKED IN
78603495679	LP32T •	LP32 Wall Sconce, 32 LED, 71W, 4000K, Typ 3, 120-277V, Titanium	✓		C
78603495680	LP32P •	LP32 Wall Sconce, 32 LED, 71W, 4000K, Typ 3, 120-277V, Bronze	✓		C
78603495681	LP32W •	LP32 Wall Sconce, 32 LED, 71W, 4000K, Typ 3, 120-277V, White	✓		C



LytePro Small LED Wall Sconce (LP16)

UPC CODE	CATALOG NUMBER	DESCRIPTION	SERVICE SMART	SPEC SMART	STOCKED IN
78603495417	LP16T •	LP16 Wall Sconce, 16 LED, 40W, 4000K, Typ 3, 120-277V, Titanium	✓		C
78603495418	LP16W •	LP16 Wall Sconce, 16 LED, 40W, 4000K, Typ 3, 120-277V, White	✓		C



LytePro Small LED Wall Sconce (LP7)

UPC CODE	CATALOG NUMBER	DESCRIPTION	SERVICE SMART	SPEC SMART	STOCKED IN
78603492862	LP7T •	LP7 Wall Sconce, 7 LED, 13W, 4000K, Typ 3, 120-240V, Titanium	✓		C
78603492863	LP7W •	LP7 Wall Sconce, 7 LED, 13W, 4000K, Typ 3, 120-240V, White	✓		C



Architectural Medium LED Wall Sconce (121)

UPC CODE	CATALOG NUMBER	DESCRIPTION	SERVICE SMART	SPEC SMART	STOCKED IN
---	121-3-75LA-700MA-NW-UNIV-BRP-SPR	121 LED Architectural Wall Sconce, Typ 3, 75W, 4000K, 120-277V, Bronze		✓	
---	121-MR-3-75LA-700MA-NW-UNIV-BRP-SPR	121 LED Architectural Wall Sconce, Motion Response, Typ 3, 75W, 4000K, 120-277V, Bronze		✓	

*C= Carrollton, Texas F= Fontana, California N= Norwich, Connecticut

“•” beside a blue catalog number indicates item is a recommended distributor shelf stock item.

Pictures are representative of product categories and may not illustrate the exact products listed on the pages of this guide.

Product information may change without notice. Contact your local Philips sales representative for additional product information.



Architectural Medium LED Wall Sconce (101L)

48 HOURS 2 WEEKS

UPC CODE	CATALOG NUMBER	DESCRIPTION	SERVICE SMART	SPEC SMART	STOCKED IN
---	101L-3-55LA-NW-UNIV-BRP	101 LED Architectural Wall Sconce, Typ 3, 55W, 4000K, 120-277V, Bronze		✓	



Architectural Medium Wall Sconce (101)

UPC CODE	CATALOG NUMBER	DESCRIPTION	SERVICE SMART	SPEC SMART	STOCKED IN
---	101-MT-150MHQUAD-BRP	101 Architectural Wall Sconce, Medium Throw, 150W PSMH, MT, Bronze		✓	



Architectural Medium LED Wall Sconce (104L)

UPC CODE	CATALOG NUMBER	DESCRIPTION	SERVICE SMART	SPEC SMART	STOCKED IN
---	104L-3-55LA-NW-UNIV-BRP	104 LED Architectural Wall Sconce, Typ 3, 55W, 4000K, 120-277V, Bronze		✓	



Architectural Medium Wall Sconce (104)

UPC CODE	CATALOG NUMBER	DESCRIPTION	SERVICE SMART	SPEC SMART	STOCKED IN
---	104-MT-150MHQUAD-BRP	104 Architectural Wall Sconce, Medium Throw, 150W PSMH, MT, Bronze		✓	



Architectural Small LED Wall Sconce (111L)

UPC CODE	CATALOG NUMBER	DESCRIPTION	SERVICE SMART	SPEC SMART	STOCKED IN
---	111L-3-40LA-UNIV-NW-BRP-SPR	111 LED Architectural Mini Wall Sconce, Typ 3, 40W, 4000K, 120-277V, Bronze		✓	
---	111L-3-30LA-UNIV-NW-BRP-SPR	111 LED Architectural Mini Wall Sconce, Typ 3, 30W, 4000K, 120-277V, Bronze		✓	



Architectural Small Wall Sconce (111)

UPC CODE	CATALOG NUMBER	DESCRIPTION	SERVICE SMART	SPEC SMART	STOCKED IN
---	111-MT-70MHQUAD-BRP	111 Architectural Mini Wall Sconce, Medium Throw, 70W PSMH, MT, Bronze		✓	

*C= Carrollton, Texas F= Fontana, California N= Norwich, Connecticut

“•” beside a blue catalog number indicates item is a recommended distributor shelf stock item.

Pictures are representative of product categories and may not illustrate the exact products listed on the pages of this guide.

Product information may change without notice. Contact your local Philips sales representative for additional product information.

Wall Mount - General Purpose



LED Wall Light (LWL)

UPC CODE	CATALOG NUMBER	DESCRIPTION	48 HOURS	2 WEEKS	STOCKED IN
			SERVICE SMART	SPEC SMART	
786034957359	LWLLED1C5K120PCBBZ •	LED Wall Light, 5000K, 12W, 120V, Photocell, Bronze	✓		C

***C**= Carrollton, Texas **F**= Fontana, California **N**= Norwich, Connecticut
 "•" beside a blue catalog number indicates item is a recommended distributor shelf stock item.
 Pictures are representative of product categories and may not illustrate the exact products listed on the pages of this guide.
 Product information may change without notice. Contact your local Philips sales representative for additional product information.



Site & Area

Some Site & Area options may require extended lead times past 6 weeks. These options include yoke assemblies for post tops, tool-less hardware, non-standard tamperproof hardware, warm white and amber color LEDs, wall mount options for area lights, wire guards used on MTO products, specialty options that require brass or stainless steel decorative materials, specialty or non-standard lenses (such as polycarbonate lenses and sag lenses), modular and bi-level wiring, 50Hz electrical gear (non-standard ballasts), components requiring anodized finish, and special configurations such as wireless control systems. **Please confirm lead-time by contacting the order desk.**

Site & Area



EcoForm LED (ECF)

UPC CODE	CATALOG NUMBER	DESCRIPTION	48 HOURS		2 WEEKS	
			SERVICE SMART	SPEC SMART	SERVICE SMART	STOCKED IN
---	RS-ECF-3-215LA-641A-NW-UNV-BRP	ECF Area Light, Typ 3, 215W, 64 LED, 4000K, 120-277V, Bronze		✓		
---	RS-ECF-4-215LA-641A-NW-UNV-BRP	ECF Area Light, Typ 4, 215W, 64 LED, 4000K, 120-277V, Bronze		✓		
---	RS-ECF-5-215LA-641A-NW-UNV-BRP	ECF Area Light, Typ 5, 215W, 64 LED, 4000K, 120-277V, Bronze		✓		
---	RS-ECF-3-215LA-641A-NW-HVU-BRP	ECF Area Light, Typ 3, 215W, 64 LED, 4000K, 347-480V, Bronze		✓		
---	RS-ECF-4-215LA-641A-NW-HVU-BRP	ECF Area Light, Typ 4, 215W, 64 LED, 4000K, 347-480V, Bronze		✓		
---	RS-ECF-5-215LA-641A-NW-HVU-BRP	ECF Area Light, Typ 5, 215W, 64 LED, 4000K, 347-480V, Bronze		✓		
---	RS-ECF-3-160LA-481A-NW-UNV-BRP	ECF Area Light, Typ 3, 160W, 48 LED, 4000K, 120-277V, Bronze		✓		
---	RS-ECF-4-160LA-481A-NW-UNV-BRP	ECF Area Light, Typ 4, 160W, 48 LED, 4000K, 120-277V, Bronze		✓		
---	RS-ECF-5-160LA-481A-NW-UNV-BRP	ECF Area Light, Typ 5, 160W, 48 LED, 4000K, 120-277V, Bronze		✓		
---	RS-ECF-3-160LA-481A-NW-HVU-BRP	ECF Area Light, Typ 3, 160W, 48 LED, 4000K, 347-480V, Bronze		✓		
---	RS-ECF-4-160LA-481A-NW-HVU-BRP	ECF Area Light, Typ 4, 160W, 48 LED, 4000K, 347-480V, Bronze		✓		
---	RS-ECF-5-160LA-481A-NW-HVU-BRP	ECF Area Light, Typ 5, 160W, 48 LED, 4000K, 347-480V, Bronze		✓		
---	RS-ECF-3-105LA-4870-NW-HVU-BRP	ECF Area Light, Typ 3, 105W, 48 LED, 4000K, 347-480V, Bronze		✓		
---	RS-ECF-4-105LA-4870-NW-HVU-BRP	ECF Area Light, Typ 4, 105W, 48 LED, 4000K, 347-480V, Bronze		✓		
---	RS-ECF-5-105LA-4870-NW-HVU-BRP	ECF Area Light, Typ 5, 105W, 48 LED, 4000K, 347-480V, Bronze		✓		
---	RS-ECF-3-105LA-321A-NW-UNV-BRP	ECF Area Light, Typ 3, 105W, 32 LED, 4000K, 120-277V, Bronze		✓		
---	RS-ECF-4-105LA-321A-NW-UNV-BRP	ECF Area Light, Typ 4, 105W, 32 LED, 4000K, 120-277V, Bronze		✓		
---	RS-ECF-5-105LA-321A-NW-UNV-BRP	ECF Area Light, Typ 5, 105W, 32 LED, 4000K, 120-277V, Bronze		✓		
---	ECF-RAM-BRP	ECF Retrofit Arm Kit, Bronze, Round/Square Pole 4"		✓		

***C**= Carrollton, Texas **F**= Fontana, California **N**= Norwich, Connecticut

"•" beside a blue catalog number indicates item is a recommended distributor shelf stock item.

Pictures are representative of product categories and may not illustrate the exact products listed on the pages of this guide.

Product information may change without notice. Contact your local Philips sales representative for additional product information.



Dusk to Dawn LED (DTD)

48 HOURS 2 WEEKS

UPC CODE	CATALOG NUMBER	DESCRIPTION	SERVICE SMART	SPEC SMART	STOCKED IN
786034957601	DTDLED1C5K120GY3SP ●	DTD LED, 5000K, 39W 120V, light gray, NEMA PC	✓		C
786034957199	DTDARMGY3S ●	DTD LED Arm, 1 .5" dia steel, light gray	✓		C



Dusk to Dawn (DTD)

UPC CODE	CATALOG NUMBER	DESCRIPTION	SERVICE SMART	SPEC SMART	STOCKED IN
78603426623	DTDA150NLXL-1 ●	Dusk-To-Dawn, 150W, HPS, 120V w/Lamp	✓		C
78603426625	DTDA100NLXL-1 ●	Dusk-To-Dawn, 100W, HPS, 120V w/Lamp	✓		C



MCL

UPC CODE	CATALOG NUMBER	DESCRIPTION	SERVICE SMART	SPEC SMART	STOCKED IN
78603403953	MCL4400PMA-8 ●	MCL Shoebox 400W PSMH MT Type 4, Bronze	✓		C
78603478927	MCL3400PMA-8 ●	MCL Shoebox 400W PSMH MT Type 3, Bronze	✓		C
78603478164	MCL3250PMA-8 ●	MCL Shoebox 250W PSMH MT Type 3, Bronze	✓		C
78603470602	MCLHSS	MCL Shoebox House Side Shield	✓		C
78603423720	MCLRPA4	MCL Round Pole Adapter 4"	✓		C



Avalume (AVA)

UPC CODE	CATALOG NUMBER	DESCRIPTION	SERVICE SMART	SPEC SMART	STOCKED IN
---	AVA-3/F-400PSMHQUAD-BRP	AVA Shoebox, Typ 3, 400W PSMH, MT, Bronze		✓	
---	AVA-3/F-250PSMHQUAD-BRP	AVA Shoebox, Typ 3, 250W PSMH, MT, Bronze		✓	
---	AVA-3/F-150PSMHQUAD-BRP	AVA Shoebox, Typ 3, 150W PSMH, MT, Bronze		✓	
---	AVA-5-400PSMHQUAD-BRP	AVA Shoebox, Typ 5, 400W PSMH, MT, Bronze		✓	
---	AVA-5-250PSMHQUAD-BRP	AVA Shoebox, Typ 5, 250W PSMH, MT, Bronze		✓	
---	AVA-5-150PSMHQUAD-BRP	AVA Shoebox, Typ 5, 150W PSMH, MT, Bronze		✓	

*C= Carrollton, Texas F= Fontana, California N= Norwich, Connecticut

“●” beside a blue catalog number indicates item is a recommended distributor shelf stock item.

Pictures are representative of product categories and may not illustrate the exact products listed on the pages of this guide.

Product information may change without notice. Contact your local Philips sales representative for additional product information.



Ecolume (ECA)

48 HOURS 2 WEEKS

UPC CODE	CATALOG NUMBER	DESCRIPTION	SERVICE SMART	SPEC SMART	STOCKED IN
---	ECA18-3H-400PSMHQUAD-BRP	ECA18 Area Light, Typ 3, 400W PSMH, MT, Bronze <i>(requires choice of a mounting kit below, 1 per luminaire)</i>		✓	
---	ECA18-3H-250PSMHQUAD-BRP	ECA18 Area Light, Typ 3, 250W PSMH, MT, Bronze <i>(requires choice of a mounting kit below, 1 per luminaire)</i>		✓	
---	ECA18-QH-400PSMHQUAD-BRP	ECA18 Area Light, Typ 5, 400W PSMH, MT, Bronze <i>(requires choice of a mounting kit below, 1 per luminaire)</i>		✓	
---	ECA18-QH-250PSMHQUAD-BRP	ECA18 Area Light, Typ 5, 250W PSMH, MT, Bronze <i>(requires choice of a mounting kit below, 1 per luminaire)</i>		✓	
---	710862121491	Mounting Kit, ECA18 Arm, Square Pole, Bronze		✓	
---	710862121477	Mounting Kit, ECA18 Arm, 1.25R Round Pole, Bronze		✓	
---	710862121484	Mounting Kit, ECA18 Arm, 2R Round Pole, Bronze		✓	

Anchor Bolts

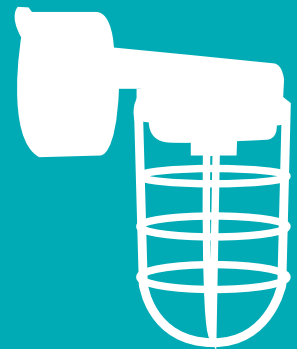
UPC CODE	CATALOG NUMBER	DESCRIPTION	SERVICE SMART	SPEC SMART	STOCKED IN
---	443560020760	Anchor Bolt, 5/8" X 18" X 3.62" <i>(1 Each with double nuts/double washers)</i>	✓		C
---	443560018450	Anchor Bolt, 3/4" X 18" X 3.75" <i>(1 Each with double nuts/double washers)</i>	✓		C
---	1-36-45	Anchor Bolt, 1" X 36" X 4.5" <i>(1 Each with double nuts/double washers)</i>	✓		C

***C**= Carrollton, Texas **F**= Fontana, California **N**= Norwich, Connecticut

"•" beside a blue catalog number indicates item is a recommended distributor shelf stock item.

Pictures are representative of product categories and may not illustrate the exact products listed on the pages of this guide.

Product information may change without notice. Contact your local Philips sales representative for additional product information.



Special Purpose

Special Purpose - Vaportite



Roughlyte Luminaires

UPC CODE	CATALOG NUMBER	DESCRIPTION	48 HOURS	2 WEEKS	STOCKED IN
			SERVICE SMART	SPEC SMART	
78603408020	VCXL11GC3/4	Roughlyte Ceiling Mount 100W Glass Globe Cast Guard w/ 3/4" Conduit Taps	✓		C
78603487142	VCXL11GCN •	Roughlyte Ceiling Mount 100W Glass Globe Cast Guard	✓		C
78603419580	VCXL11K •	Roughlyte Ceiling Mount 100W Glass Globe	✓		C
76803419630	VCXL21GC •	Roughlyte Ceiling Mount 200W Glass Globe Cast Guard	✓		C
78603495863	VCXL21GC3/4	Roughlyte Ceiling Mount 200W Glass Globe Cast Guard w/ 3/4" Conduit Taps	✓		C
78603419590	VCXL21K •	Roughlyte Ceiling Mount 200W Glass Globe	✓		C
78603484536	VCXL26HFLEB-8 •	Roughlyte Ceiling Mount 26W CF Glass Globe Cast Guard w/Lamp, 120V	✓		C
78603419570	VCXL10A	Roughlyte Ceiling Mount 75W Lexan Globe	✓		C
78603419320	VK1GC •	Roughlyte Surface/Ceiling Mount 100W Glass Globe Cast Guard	✓		C
78603419280	VK1K •	Roughlyte Surface/Ceiling Mount 100W Glass Globe	✓		C
78603419330	VK2GC •	Roughlyte Surface/Ceiling Mount 200W Glass Globe Cast Guard	✓		C
78603419720	VW1GC •	Roughlyte Wall Mount 100W Glass Globe Cast Guard	✓		C
78603419680	VW1K •	Roughlyte Wall Mount 100W Glass Globe	✓		C
78603419730	VW2GC •	Roughlyte Wall Mount 200W Glass Globe Cast Guard	✓		C
78603419870	VWXL10A	Roughlyte Wall Mount 75W Lexan Globe	✓		C
78603419840	VWXL11 •	Roughlyte Wall Mount 100W Glass Globe	✓		C
78603487143	VWXL11GCN •	Roughlyte Wall Mount 100W Glass Globe Cast Guard	✓		C
78603419930	VWXL21GC •	Roughlyte Wall Mount 200W Glass Globe Cast Guard	✓		C
78603482180	VWXL26HFLEB-8 •	Roughlyte Wall Mount 26W CF Glass Globe Cast Guard, 120V w/Lamp	✓		C
78603478867	VWXL32HFLEB-8 •	Roughlyte Wall Mount 32W CF Glass Globe Cast Guard, 120V w/Lamp	✓		C
78603476991	VWXL42HFLEB-8 •	Roughlyte Wall Mount 42W CF Glass Globe Cast Guard, 120V w/Lamp	✓		C
78603419220	VP11GC •	Roughlyte Pendant Mount 100W Glass Globe Cast Guard	✓		C
78603419230	VP21GC •	Roughlyte Pendant Mount 200W Glass Globe Cast Guard	✓		C

*C= Carrollton, Texas F= Fontana, California N= Norwich, Connecticut

"•" beside a blue catalog number indicates item is a recommended distributor shelf stock item.

Pictures are representative of product categories and may not illustrate the exact products listed on the pages of this guide.

Product information may change without notice. Contact your local Philips sales representative for additional product information.



Roughlyte Adapters/Accessories/Replacement Globes


UPC CODE	CATALOG NUMBER	DESCRIPTION	48 HOURS	2 WEEKS	STOCKED IN
			SERVICE SMART	SPEC SMART	
78603420280	V127	Roughlyte Wireguard for globe diameter 3-1/2"	✓		C
78603420300	V131	Roughlyte Castguard for globe diameter 3-1/2"	✓		C
78603420310	V132	Roughlyte Castguard for globe diameter 4-3/8"	✓		C
78603420380	VCP	Roughlyte Adaptor plate used With VK/VW series (4" oct box/3.5" rnd box)	✓		C
78603419540	VCXL11	Roughlyte Box Mount Adaptor 4-1/4" dia	✓		C
78603420110	VGA100	Roughlyte Series 3-1/2" Globe Diameter Glass Amber (60W max)	✓		C
78693420120	VGB100	Roughlyte Series 3-1/2" Globe Diameter Glass Blue (60W max)	✓		C
78603495795	VGC100	Roughlyte Series 3-1/2" Globe Diameter Glass Clear	✓		C
78603420170	VGC200	Roughlyte Series 4-3/8" Globe Diameter Glass Clear	✓		C
78603420130	VGG100	Roughlyte Series 3-1/2" Globe Diameter Glass Green (60W max)	✓		C
78603420100	VGP100	Roughlyte Series 3-1/2" Globe Diameter Glass Clear, Prismatic	✓		C
78603420190	VGP200	Roughlyte Series 4-3/8" Globe Diameter Glass Clear, Prismatic	✓		C
78603420150	VGR100	Roughlyte Series 3-1/2" Globe Diameter Glass Ruby (60W max)	✓		C
78603419240	VK1	Roughlyte Round Surface Adapter 4-1/8" dia	✓		C
78603419250	VK2	Roughlyte Round Surface Adapter 5-1/8" dia	✓		C
78603419140	VP11	Roughlyte Pendant Adapter 4-1/8" dia	✓		C
78603420255	VPRC10	Roughlyte Series 4-3/8" Globe Diameter Lexan, Clear Prismatic (75W Max.)	✓		C
78603420250	VPRC5	Roughlyte Series 3-1/2" Globe Diameter Lexan, Clear Prismatic (60W Max.)	✓		C
78603419640	VW1	Roughlyte Wall adapter (for 100W Size)	✓		C
78603420440	VXL1	Roughlyte 4" Round Box W/ (4) 1/2" conduits taps	✓		C
78603420445	VXL13	Roughlyte 4" Round Box W/ (4) 3/4" conduits taps	✓		C

*C= Carrollton, Texas F= Fontana, California N= Norwich, Connecticut

"•" beside a blue catalog number indicates item is a recommended distributor shelf stock item.

Pictures are representative of product categories and may not illustrate the exact products listed on the pages of this guide.

Product information may change without notice. Contact your local Philips sales representative for additional product information.



Luminaire Smart Service Guide

US Service Smart and Spec Smart Product Portfolio
Landscape Products - July 2014

PHILIPS

Contents

Accent LED - Line Voltage.....	4
Accent LED - Low Voltage.....	5
Accent - Line Voltage.....	6
Accent - Line Voltage Accessories	7
Accent - Low Voltage.....	8-9
Beacon - Line Voltage.....	9
Beacon - Low Voltage.....	9
Bollard LED - Line Voltage.....	10
Bollard - Line Voltage.....	10
Deck Light LED - Low Voltage.....	11
Deck Light - Low Voltage.....	11
Down Light LED - Low Voltage.....	12
Down Light - Low Voltage.....	12
Inground/ Ingrade LED - Line Voltage.....	13
Inground/ Ingrade LED - Low Voltage	13
Inground/ Ingrade - Line Voltage.....	14
Inground/ Ingrade - Line Voltage Accessories.....	14
Inground/ Ingrade - Low Voltage.....	15
Inground/ Ingrade - Low Voltage Accessories	15
Landscape Accessories, General	16-17
Mini Flood/Wall Washer LED - Line Voltage.....	18
Mini Flood/Wall Washer LED - Low Voltage	18
Mini Flood/Wall Washer - Line Voltage.....	18
Mini Flood/Wall Washer - Low Voltage	19
Path Light LED - Low Voltage.....	19
Path Light - Line Voltage.....	20
Path Light - Low Voltage.....	20-21
Path Light Accessories	21
Step Light LED - Line Voltage.....	22
Step Light - Line Voltage	22
Step Light - Low Voltage.....	23
Step Light Accessories.....	23
Transformers/Power Supply	23
Underwater LED - Low Voltage.....	24
Underwater - Line Voltage	24
Underwater - Low Voltage.....	24
Lamp Holders.....	24

Philips Luminaire Smart Service Guide



This guide was created specifically for the landscape product portfolio and mainly includes A (Service Smart) and B (Spec Smart) products from the Hadco brand. You will also find a limited selection of Gardco products in this particular guide. The goal of our service program is to ensure we fully support your shelf-stocking requirements and provide you with reliable leadtimes to address the demanding timelines of new construction and retrofit lighting projects. This program allows you to select the product and corresponding lead time to meet the needs of your specific customer's project.

We have developed the following categories:

- 1. Service Smart products** are in stock and will be shipped in 48hrs from our warehouses*.
 - ▶ **Distributor Stock products** are a subset of the Service Smart items that should be maintained on distributor shelves at all times to manage everyday contractor demand.
- 2. Spec Smart products** will be assembled to order and ship within 2 weeks from our factories*.

* Service promise is calculated from the time the order is entered until it is shipped.



In this new Smart Service Guide, you will find all Service Smart and Spec Smart items, stock locations, as well as an indication of our recommended distributor shelf stock items. Please refer to the separate Luminaire Smart Service Guide for our Indoor and Outdoor (other than landscape) product portfolio that fits the aforementioned criteria.

Our commitment to you

- Our delivery promise is backed by a significant investment in finished goods and component inventory. If any unforeseen issues arise or if order volume exceeds maximum order quantity, we will do our best to meet your needs and confirm an acceptable ship date.
- Standard lead time products will ship within 4 weeks, while lead times for special, made to order and custom configured products can be confirmed by contacting the order desk.
- Lead time is from the time the order is entered and received by our warehouse. Our goal is to enter orders within 1 business day of receipt.
- To enable fast order entry, orders must be received with complete and correct catalog numbers and reference to the source of pricing (i.e. quote number or pricing program). It is recommended that you reference **“Smart Guide”** on your orders for product in this guide to speed the order entry process.
- In order to avoid delays, it is recommended that stock orders be “stand alone” so that they may be shipped within the promised time-frame.
- To ensure we satisfy all our customers optimally and meet the committed lead times, maximum order quantities may apply. If the order exceeds the set threshold, Philips will contact you to work out a feasible schedule for your large order. It is always advised to work with your Philips representative to give advance notice of your large order.



If you have questions, please contact your sales representative or customer service.

Philips Contact Center: 1-855-486-2216

Warehouse legend and stock availability

Philips Lighting maintains stock levels of items in this landscape guide in the Carrollton, TX warehouse. Look for the code in the “Stocked In” column of this Smart Service Guide.

Warehouse legend: C = Carrollton, Texas

Terms and Conditions

Freight Terms: Individual order Minimum of \$1,000;
\$100 shipping and handling fee for orders less than \$1,000.
1% 10th Prox 2nd, Net 25th Prox 2nd for Stock Orders
1% 10th Prox, Net 25th Prox for Drop Ship/Project Business



Landscape



Accent LED - Line Voltage

UPC Code	Catalog Number	Description	Service Smart	Spec Smart	Stocked In
783352016836	B1-ALED7NFWL	120V, LED, Warm, 7 Watts, Narrow Flood, Small Aluminum Bullet w/ Shroud, Black	✓		C
783352016775	B1-ALED7NFWS	120V, LED, Warm, 7 Watts, Narrow Flood, Small Aluminum Bullet w/ Shroud, Black	✓		C
783352016850	B1-HLED7NFWL	120V, LED, Warm, 7 Watts, Narrow Flood, Small Aluminum Bullet w/ Shroud, Bronze	✓		C
783352016812	B1-GLED7NFWS	120V, LED, Warm, 7 Watts, Narrow Flood, Small Aluminum Bullet w/ Shroud, Verde	✓		C
783352016799	B1-HLED7NFWS	120V, LED, Warm, 7 Watts, Narrow Flood, Small Aluminum Bullet w/ Shroud, Bronze	✓		C
783352017956	B3-ALED13NFW	120V, LED, Warm, 13 Watts, Narrow Flood, Medium Aluminum Bullet w/ Shroud, Black	✓		C
783352018007	B3-HLED13NFW	120V, LED, Warm, 13 Watts, Narrow Flood, Medium Aluminum Bullet w/ Shroud, Bronze	✓		C
783352016928	B4-ALED18NFWL	120V, LED, Warm, 18 Watts, Narrow Flood, Large Bullet / Long Shroud, Black	✓		C
783352016935	B4-HLED18NFWL •	120V, LED, Warm, 18 Watts, Narrow Flood, Large Bullet / Long Shroud, Bronze	✓		C
783352016904	B4-HLED18NFWS	120V, LED, Warm, 18 Watts, Narrow Flood, Large Bullet / Short Shroud, Bronze	✓		C
---	BN4-HL	120V, 150W, E17 HID, Large Aluminum Bullet w/Reflector & Long Shroud, Bronze		✓	
---	BN4-HS	120V, 150W, E17 HID, Large Aluminum Bullet w/Reflector & Short Shroud, Bronze		✓	
783352017468	BT1-ALED7FLCS	120V, LED, Cool, 7 Watts, Flood, Small Bullet W/ Short Shroud, Black	✓		C
783352017376	BT1-ALED7SPWL	120V, LED, Warm, 7 Watts, Spot, Small Bullet W/ Long Shroud, Black	✓		C
783352017567	BT1-HLED7FLCL	120V, LED, Cool, 7 Watts, Flood, Small Bullet W/Long Shroud, Bronze	✓		C
783352017581	BT1-HLED7FLCS	120V, LED, Cool, 7 Watts, Flood, Small Bullet W/Short Shroud, Bronze	✓		C
783352017765	BT5016-ALED4NFW •	120V, LED, Warm, 4 Watts, Narrow Flood, Micro Bullet, Black	✓		C
783352017703	BT5016-ALED7FLW	120V, LED, Warm, 7 Watts, Flood, Micro Bullet, Black	✓		C
783352017734	BT5016-HLED7FLC	120V, LED, Cool, 7 Watts, Flood, Micro Bullet, Bronze	✓		C
783352017727	BT5016-HLED7FLW •	120V, LED, Warm, 7 Watts, Flood, Micro Bullet, Bronze	✓		C
783352017673	BT5016-HLED7NFC	120V, LED, Cool, 7 Watts, Narrow Flood, Micro Bullet, Bronze	✓		C
783352017666	BT5016-HLED7NFW	120V, LED, Warm, 7 Watts, Narrow Flood, Micro Bullet, Bronze	✓		C
783352018106	BU3-ALED13NFW	120V, LED, Warm, 12 Watts, Narrow Flood, Medium Ultem Composite Bullet, Black	✓		C
783352018205	BU3-GLED13NFW	120V, LED, Warm, 12 Watts, Narrow Flood, Medium Ultem Composite Bullet, Verde	✓		C

C = Carrollton, Texas

A blue dot "•" beside a blue catalog number indicates item is a recommended distributor shelf stock item.

Pictures are representative of product categories and may not illustrate the exact products listed on the pages of this guide.

Product information may change without notice. Contact your local Philips sales representative for additional product information.



Accent LED - Low Voltage

UPC Code	Catalog Number	Description	Service Smart	Spec Smart	Stocked In
783352017154	BL5016-AS7LED4NFW ●	12V, LED, Warm, 4 Watts, Narrow Flood, Micro Bullet W/Stake, Black	✓		C
783352017086	BL5016-AS7LED7FLC	12V, LED, Cool, 7 Watts, Flood, Micro Bullet W/Stake, Black	✓		C
783352017079	BL5016-AS7LED7FLW ●	12V, LED, Warm, 7 Watts, Flood, Micro Bullet W/Stake, Black	✓		C
783352017000	BL5016-AS7LED7NFC	12V, LED, Cool, 7 Watts, Narrow Flood, Micro Bullet W/Stake, Black	✓		C
783352016997	BL5016-AS7LED7NFW ●	12V, LED, Warm, 7 Watts, Narrow Flood, Micro Bullet W/Stake, Black	✓		C
783352016959	BL5016-AS7LED7SPW ●	12V, LED, Warm, 7 Watts, Spot, Micro Bullet W/Stake, Black	✓		C
783352017116	BL5016-GS7LED7FLW	12V, LED, Warm, 7 Watts, Flood, Micro Bullet W/Stake, Verde	✓		C
783352017031	BL5016-GS7LED7NFW	12V, LED, Warm, 7 Watts, Narrow Flood, Micro Bullet W/Stake, Verde	✓		C
783352016973	BL5016-GS7LED7SPW	12V, LED, Warm, 7 Watts, Spot, Micro Bullet W/Stake, Verde	✓		C
783388020487	BL5016-HS7LED4NFC	12V, LED, Cool, 4 Watts, Narrow Flood, Micro Bullet W/Stake, Bronze	✓		C
783352017161	BL5016-HS7LED4NFW ●	12V, LED, Warm, 4 Watts, Narrow Flood, Micro Bullet W/Stake, Bronze	✓		C
783352017109	BL5016-HS7LED7FLC ●	12V, LED, Cool, 7 Watts, Flood, Micro Bullet W/Stake, Bronze	✓		C
783352017093	BL5016-HS7LED7FLW ●	12V, LED, Warm, 7 Watts, Flood, Micro Bullet W/Stake, Bronze	✓		C
783352017024	BL5016-HS7LED7NFC ●	12V, LED, Cool, 7 Watts, Narrow Flood, Micro Bullet W/Stake, Bronze	✓		C
783352017017	BL5016-HS7LED7NFW ●	12V, LED, Warm, 7 Watts, Narrow Flood, Micro Bullet W/Stake, Bronze	✓		C
783352016966	BL5016-TS7LED4NFW	12V, LED, Warm, 4 Watts, Narrow Flood, Micro Bullet W/Stake, Speckled Stone	✓		C
783352017185	BL5016-TS7LED7FLW	12V, LED, Warm, 7 Watts, Flood, Micro Bullet W/Stake, Speckled Stone	✓		C
783352017130	BL5016-TS7LED7SPW ●	12V, LED, Warm, 7 Watts, Spot, Micro Bullet W/Stake, Speckled Stone	✓		C
783352016980	BL616-AS7LED4NFW	12V, LED, Warm, 4 Watts, Narrow Flood, Micro Bullet W/Stake, Black	✓		C
783352017345	BL616-AS7LED7FLC	12V, LED, Cool, 7 Watts, Flood, Micro Bullet W/Stake, Black	✓		C
783352017291	BL616-AS7LED7FLW	12V, LED, Warm, 7 Watts, Flood, Micro Bullet W/Stake, Black	✓		C
783352017284	BL616-GS7LED4NFW	12V, LED, Warm, 4 Watts, Flood, Micro Bullet W/Stake, Verde	✓		C
783352017369	BL616-HS7LED7FLC	12V, LED, Warm, 7 Watts, Flood, Micro Bullet W/Stake, Bronze	✓		C
783352017314	BL616-HS7LED7FLW	12V, LED, Cool, 7 Watts, Flood, Micro Bullet W/Stake, Bronze	✓		C
783352017307	BL616-HS7LED7SPW	12V, LED, Warm, 7 Watts, Spot, Micro Bullet W/Stake, Bronze	✓		C
783352017208	BL7D1FC-AS7	12V, LED, Cool, 1.6 Watts, Frosted Lens, Micro Bullet W/Stake, Black	✓		C
---	BL7D1FW-AS7	12V, LED, Warm, 1.6 Watts, Frosted Lens, Micro Bullet W/Stake, Black		✓	
---	BL7D1FW-HS7	12V, LED, Warm, 1.6 Watts, Frosted Lens, Micro Bullet W/Stake, Bronze		✓	
---	MA5SPDHW-HLS7	12V, LED, Warm, 6.2 Watts, Spot, Medium Machined Accent LED Long Shroud, Bronze		✓	
---	MA5SPDHW-HS7	12V, LED, Warm, 6.2 Watts, Spot, Medium Machined Accent LED, Bronze		✓	
---	MA5SPDLW-HLS7	12V, LED, Warm, 5.1 Watts, Spot, Medium Machined Accent LED Long Shroud, Bronze		✓	
---	MA5SPDLW-HS7	12V, LED, Warm, 5.1 Watts, Spot, Medium Machined Accent LED, Bronze		✓	
---	MA7DW-HLS7	12V, LED, Warm, Small Machined Accent LED Shroud, Bronze		✓	
---	MA7DW-HS7	12V, LED, Warm, Small Machined Accent LED Shroud, Bronze		✓	
---	MA7DC-ALS7	12V, LED, Cool, Small Machined Accent LED Shroud, Black		✓	
---	MA7DC-AS7	12V, LED, Cool, Small Machined Accent LED, Black		✓	
---	MA7DW-ALS7	12V, LED, Warm, Small Machined Accent LED Shroud, Black		✓	
---	MA7DW-AS7	12V, LED, Warm, Small Machined Accent LED, Black		✓	
783361020213	BL9DW-AS7	12V, LED, Warm, Small Architectural Accent LED, FlexScape, Black	✓		C
783362020229	BL9DW-HS7	12V, LED, Warm, Small Architectural Accent LED, FlexScape, Bronze	✓		C
783363020235	BL9DC-AS7	12V, LED, Cool, Small Architectural Accent LED, FlexScape, Black	✓		C
783364020241	BL9DC-HS7	12V, LED, Cool, Small Architectural Accent LED, FlexScape, Bronze	✓		C

C = Carrollton, Texas

A blue dot "●" beside a blue catalog number indicates item is a recommended distributor shelf stock item.

Pictures are representative of product categories and may not illustrate the exact products listed on the pages of this guide.

Product information may change without notice. Contact your local Philips sales representative for additional product information.



Accent - Line Voltage

UPC Code	Catalog Number	Description	Service Smart	Spec Smart	Stocked In
783352002341	1020-H ●	120V, 150W, PAR 38, Large Classic, Bronze	✓		C
783352003485	B1-A ●	120V, 100W, PAR/R20, Small Aluminum Bullet, Black	✓		C
783352003508	B1-G ●	120V, 100W, PAR/R20, Small Aluminum Bullet, Verde	✓		C
783352003515	B1-H ●	120V, 100W, PAR/R20, Small Aluminum Bullet, Bronze	✓		C
783352003539	B1-NL ●	120V, 100W, PAR/R20, Small Brass Bullet w/ Shroud, Natural Bronze	✓		C
783352003546	B1-OBL	120V, 100W, PAR/R20, Small Brass Bullet w/ Shroud, Oiled Brass	✓		C
783352003577	B3-A ●	120V, 100W, PAR/R30, Medium Aluminum Bullet w/ Shroud, Black	✓		C
783352003584	B3-G	120V, 100W, PAR/R30, Medium Aluminum Bullet w/ Shroud, Verde	✓		C
783352003591	B3-H ●	120V, 100W, PAR/R30, Medium Aluminum Bullet w/ Shroud, Bronze	✓		C
783352003614	B4-A ●	120V, 300W, R40, Large Bullet, Black	✓		C
783352003638	B4-G	120V, 300W, R40, Large Bullet, Verde	✓		C
783352003645	B4-H ●	120V, 300W, R40, Large Bullet, Bronze	✓		C
---	BF432-AS	120V, 32W, CFL, Large Bullet / Short Shroud, Black		✓	
---	BN4-AS	120V, 150W, E17 HID, Large Aluminum Bullet w/Reflector & Short Shroud, Black		✓	
783352004994	BT5016-A ●	120V, 50W, MR16, Micro Bullet W/ Integral Transformer, Black	✓		C
783352005014	BT5016-H ●	120V, 50W, MR16, Micro Bullet W/ Integral Transformer, Black	✓		C
783352005052	BU1-A ●	120V, 50W, PAR/R20, Small Ultem Composite Bullet, Black	✓		C
783352005069	BU1-G ●	120V, 50W, PAR/R20, Small Ultem Composite Bullet, Verde	✓		C
783352005076	BU1-H ●	120V, 50W, PAR/R20, Small Ultem Composite Bullet, Black	✓		C
783352005083	BU3-A ●	120V, 75W PAR30, Medium Ultem Composite Bullet, Black	✓		C
783352005090	BU3-G ●	120V, 75W PAR30, Medium Ultem Composite Bullet, Verde	✓		C
783352005106	BU3-H ●	120V, 75W PAR30, Medium Ultem Composite Bullet, Bronze	✓		C
783352005113	BU4-A ●	Large Ultem Composite Bullet, Black	✓		C
783352005120	BU4-G ●	Large Ultem Composite Bullet, Verde	✓		C
783352005137	BU4-H ●	Large Ultem Composite Bullet, Bronze	✓		C
---	BUN4-HL	120V, 100W, E17 HID, Large Ultem Bullet - HID Narrow Spot, Bronze		✓	
---	BUW4-HL	120V, 100W, E17 HID, Large Ultem Bullet - HID Wide Flood, Bronze		✓	
---	BUW4-HS	120V, 100W, E17 HID, Large Ultem Bullet - HID Wide Flood, Bronze		✓	
---	BW4-AL	120V, 100W, E17 HID, Large Aluminum Bullet w/Reflector & Large Shrd, Black		✓	
---	BW4-AS	120V, 100W, E17 HID, Large Aluminum Bullet w/Reflector & Short Shrd, Black		✓	
---	BW4-HL	120V, 100W, E17 HID, Large Aluminum Bullet w/Reflector & Large Shrd, Bronze		✓	
---	BW4-HS	120V, 100W, E17 HID, Large Aluminum Bullet w/Reflector & Short Shrd, Bronze		✓	
783352020079	MA3PA-A	120V, 75W PAR 30, Large Machined Accent Incandescent, Black	✓		C
783352020055	MA3PA-AL	120V, 75W PAR 30, Large Machined Accent Incandescent Long Shroud, Black	✓		C
783352020086	MA3PA-H	120V, 75W PAR 30, Large Machined Accent Incandescent, Bronze	✓		C
783352020062	MA3PA-HL	120V, 75W PAR 30, Large Machined Accent Incandescent Long Shroud, Bronze	✓		C

C = Carrollton, Texas

A blue dot "●" beside a blue catalog number indicates item is a recommended distributor shelf stock item.

Pictures are representative of product categories and may not illustrate the exact products listed on the pages of this guide.

Product information may change without notice. Contact your local Philips sales representative for additional product information.

Accent - Line Voltage Accessories

UPC Code	Catalog Number	Description	Service Smart	Spec Smart	Stocked In
783352002501	1HSC	Short Shroud w/Convex Lens (B1), Bronze	✓		C
783352002518	1HSO •	Short Shroud (B1), Bronze	✓		C
783352007520	ML1	Cut-off Louver (B1)	✓		C
783352000491	ML3	Cut-off Louver (B3)	✓		C
783352007537	ML4	Cut-off Louver (B4),	✓		C
783352002778	4ALC	Long Shroud w/Convex Lens (B4), Black	✓		C
783352002785	4ALO	Long Shroud (B4), Black	✓		C
783352002808	4ASC	Short Shroud w/Convex Lens (B4), Black	✓		C
783352002815	4ASO	Short Shroud (B4), Black	✓		C
783352002846	4GLC	Long Shroud w/Convex Lens (B4),Verde	✓		C
783352002853	4GLO	Long Shroud (B4),Verde	✓		C
783352002884	4GSO	Short Shroud (B4),Verde	✓		C
783352002907	4HLC •	Long Shroud w/Convex Lens (B4), Bronze	✓		C
783352002914	4HLO •	Long Shroud (B4), Bronze	✓		C
783352002938	4HSC	Short Shroud w/Convex Lens (B4), Bronze	✓		C
783352002945	4HSO •	Short Shroud (B4), Bronze	✓		C
783352002372	1ALC	Long Shroud w/Convex Lens (B1), Black	✓		C
783352002389	1ALO •	Long Shroud (B1), Black	✓		C
783352002402	1ASC	Short Shroud w/Convex Lens (B1), Black	✓		C
783352001542	1ASO •	Short Shroud (B1), Black	✓		C
---	1GLO	Long Shroud (B1),Verde		✓	
783352002464	1GSO	Short Shroud (B1),Verde	✓		C
783352002488	1HLC •	Long Shroud w/Convex Lens (B1), Bronze	✓		C
783352001559	1HLO •	Long Shroud (B1), Bronze	✓		C
783352002587	1UALC •	Small Ultem Shroud, Black	✓		C
783352002594	1UALO •	Small Ultem Shroud, Black	✓		C
783352002600	1UASC	Small Ultem Shroud, Black	✓		C
783352002617	1UASO •	Small Ultem Shroud, Black	✓		C
783352002624	1UGLC •	Small Ultem Shroud,Verde	✓		C
783352002631	1UGLO	Small Ultem Shroud,Verde	✓		C
783352002648	1UGSC	Small Ultem Shroud,Verde	✓		C
783352002655	1UGSO •	Small Ultem Shroud,Verde	✓		C
783352002662	1UHLC •	Small Ultem Shroud, Bronze	✓		C
783352002679	1UHLO •	Small Ultem Shroud, Bronze	✓		C
783352002686	1UHSC	Small Ultem Shroud, Bronze	✓		C
783352002693	1UHSO •	Small Ultem Shroud, Bronze	✓		C
783429020896	ML31	Cut-off Louver (BU3)	✓		C
783356020167	4UALC •	Large Ultem Shroud, Black	✓		C
783352002952	4UALO	Large Ultem Shroud, Black	✓		C
783374020347	4UASC	Large Ultem Shroud, Black	✓		C
783352002969	4UASO •	Large Ultem Shroud, Black	✓		C
783352002976	4UGLC •	Large Ultem Shroud,Verde	✓		C
783352002983	4UGLO •	Large Ultem Shroud,Verde	✓		C
783352002990	4UGSC	Large Ultem Shroud,Verde	✓		C
783352003003	4UGSO •	Large Ultem Shroud,Verde	✓		C
783375020353	4UHLC	Large Ultem Shroud, Bronze	✓		C
783352003010	4UHLO	Large Ultem Shroud, Bronze	✓		C
783376020369	4UHSC	Large Ultem Shroud, Bronze	✓		C
783352003027	4UHSO •	Large Ultem Shroud, Bronze	✓		C

C = Carrollton, Texas

A blue dot "•" beside a blue catalog number indicates item is a recommended distributor shelf stock item.

Pictures are representative of product categories and may not illustrate the exact products listed on the pages of this guide.

Product information may change without notice. Contact your local Philips sales representative for additional product information.



Accent - Low Voltage

UPC Code	Catalog Number	Description	Service Smart	Spec Smart	Stocked In
783352019493	BL1-ALS7 ●	12V, 75W, MR16, Small Bullet w/ Long Shroud & Stake, Black	✓		C
783352019509	BL1-ASS7	12V, 75W, MR16, Small Bullet w/ Short Shroud & Stake, Black	✓		C
783352020116	BL1-HLS7 ●	12V, 75W, MR16, Small Bullet w/ Long Shroud & Stake, Bronze	✓		C
783353020139	BL1-HSS7 ●	12V, 75W, MR16, Small Bullet w/ Short Shroud & Stake, Bronze	✓		C
783352019516	BL1-NLS7	12V, 75W, MR16, Small Brass Bullet w/ Shroud & Stake, Natural Bronze	✓		C
783352019523	BL1-OBLS7	12V, 75W, MR16, Small Brass Bullet w/ Shroud & Stake, Oiled Brass	✓		C
783352004079	BL36S7-HL ●	12V, 20W, PAR36, Bullet, Lamp, Stake, Bronze	✓		C
783352004147	BL5016-ABULK25	12V, 50W, MR16, Micro Bullet w/Stake, Bulk Pack 25, Black	✓		C
783352004154	BL5016-AS7 ●	12V, 50W, MR16, Micro Bullet w/Stake, Black	✓		C
783352002068	BL5016-AS7BAB ●	12V, 20W, MR16, Micro Bullet w/Stake & Lamp, Black	✓		C
783352004208	BL5016-GS7	12V, 50W, MR16, Micro Bullet w/Stake, Verde	✓		C
783352004215	BL5016-GS725	12V, 50W, MR16, Micro Bullet w/Stake, Bulk Pack 25, Verde	✓		C
783352004222	BL5016-GS7BAB ●	12V, 20W, MR16, Micro Bullet W/Stake & Lamp, Verde	✓		C
783352004253	BL5016-HBULK25	12V, 50W, MR16, Micro Bullet Bulk Pack 25, Bronze	✓		C
783352004260	BL5016-HS7 ●	12V, 50W, MR16, Micro Bullet w/Stake, Bronze	✓		C
783352004277	BL5016-HS725	12V, 50W, MR16, Micro Bullet w/Stake, Bulk Pack 25, Bronze	✓		C
783352002150	BL5016-HS7BAB	12V, 20W, MR16, Micro Bullet w/Stake & Lamp, Bronze	✓		C
783352004307	BL5016-TS7BAB	12V, 20W, MR16, Micro Bullet w/Stake & Lamp, Speckled Stone	✓		C
783352004352	BL616-AS7	12V, 50W, MR16, Micro Bullet w/Stake, Black	✓		C
783352004376	BL616-AS7BAB	12V, 20W, MR16, Micro Bullet w/Stake & Lamp, Black	✓		C
783352019547	BL616-GS7	12V, 50W, MR16, Micro Bullet w/Stake, Verde	✓		C
783352004420	BL616-GS7BAB	12V, 20W, MR16, Micro Bullet w/Stake & Lamp, Verde	✓		C
783352004468	BL616-HS7	12V, 50W MR16, Micro Bullet W/Stake, Bronze	✓		C
783352004475	BL616-HS725	12V, 50W MR16, Micro Bullet W/Stake, Bulk Pack 25, Bronze	✓		C
783352004482	BL616-HS7BAB	12V, 20W, MR16, Micro Bullet W/Stake & Lamp, Bronze	✓		C
783354020145	BL711-AS7 ●	12V, 35W MR11, Micro Bullet W/Stake, Black	✓		C
783352004543	BL711-AS720T3	12V, 20W, T3, Micro Bullet w/ Stake, 20W, T3 Lamp, Black	✓		C
783355020151	BL711-HS7 ●	12V, 35W MR11, Micro Bullet W/Stake, Bronze	✓		C
783352004604	BL711-HS720T3	12V, 20W, T3, Micro Bullet w/ Stake, 20W, T3 Lamp, Bronze	✓		C
783352019554	BPL36-AS7	12V, 50W PAR36, Non-Metallic Bullet, Black	✓		C
783352019561	BPL36-GS7	12V, 50W PAR36, Non-Metallic Bullet, Verde	✓		C
783352019578	BPL36-HS7	12V, 50W PAR36, Non-Metallic Bullet, Bronze	✓		C
783389020493	BUL16-AS7	12V, 35W MR16, Micro Ultem Composite Bullet w/Stake, Black	✓		C
783352002136	BUL16-AS7BAB	12V, 20W, MR16, Micro Ultem Composite Bullet w/Lamp & Stake, Black	✓		C
783352018212	BUL16-AS7LED4NFW	12V, LED, Warm, 4 Watts, Narrow Flood, Black	✓		C
783390020505	BUL16-GS7	12V, 35W MR16, Micro Ultem Composite Bullet w/Stake, Verde	✓		C
783352019585	BUL16-GS7BAB	12V, 20W, MR16, Micro Ultem Composite Bullet w/Lamp & Stake, Verde	✓		C
783352018236	BUL16-GS7LED4NFW	12V, LED, Warm, 4 Watts, Narrow Flood, Verde	✓		C
783352020109	BUL16-HS7	12V, 35W MR16, Micro Ultem Composite Bullet w/Stake, Bronze	✓		C
783392020527	BUL16-HS7BAB	12V, 20W, MR16, Micro Ultem Composite Bullet w/Lamp & Stake, Bronze	✓		C
783352018229	BUL16-HS7LED4NFW	12V, LED, Warm, 4 Watts, Narrow Flood, Bronze	✓		C
783352019592	BUL1-ALS7	12V, 50W MR16, Small Ultem Composite Bullet, Black	✓		C
783352019608	BUL1-ASS7	12V, 50W MR16, Small Ultem Composite Bullet, Black	✓		C
783352019615	BUL1-GLS7	12V, 50W MR16, Small Ultem Composite Bullet, Verde	✓		C
783352019622	BUL1-GSS7	12V, 50W MR16, Small Ultem Composite Bullet, Verde	✓		C
783352019639	BUL1-HLS7	12V, 50W MR16, Small Ultem Composite Bullet, Bronze	✓		C
783352019646	BUL1-HSS7	12V, 50W MR16, Small Ultem Composite Bullet, Bronze	✓		C

C = Carrollton, Texas

A blue dot "●" beside a blue catalog number indicates item is a recommended distributor shelf stock item.

Pictures are representative of product categories and may not illustrate the exact products listed on the pages of this guide.

Product information may change without notice. Contact your local Philips sales representative for additional product information.

Accent - Low Voltage - continued

UPC Code	Catalog Number	Description	Service Smart	Spec Smart	Stocked In
783352001917	CUL16S7	12V, 20W, MR16, MR16 Bullet w/ Stake, Copper	✓		C
783352018243	CUL16-S7LED4NFW	12V, LED, Warm, 4 Watts, Narrow Flood, Copper	✓		C
783352006271	EL1-NS7	12V, 10W T3, Egg Light, Micro Bullet, Natural Bronze	✓		C
783352019998	MA5-ALS7	12V, 35W MR16, Medium Machined Accent Long Shroud, Black	✓		C
783352020031	MA5-ALS7BAB	12V, 20W, MR16, Medium Machined Accent Long Shroud & BAB Lamp, Black	✓		C
783352019974	MA5-AS7	12V, 35W MR16, Medium Machined Accent, Black	✓		C
783352020017	MA5-AS7BAB	12V, 20W, MR16, Medium Machined Accent & BAB Lamp, Black	✓		C
783352020000	MA5-HLS7	12V, 35W MR16, Medium Machined Accent Long Shroud, Bronze	✓		C
783352020048	MA5-HLS7BAB	12V, 20W, MR16, Medium Machined Accent Long Shroud & BAB Lamp, Bronze	✓		C
783352019981	MA5-HS7	12V, 35W MR16, Medium Machined Accent, Bronze	✓		C
783352020024	MA5-HS7BAB	12V, 20W, MR16, Medium Machined Accent & BAB Lamp, Bronze	✓		C
783352019912	MA7-ALS7	12V, 20W, T3, Small Machined Accent Small Shroud, Black	✓		C
783352019950	MA7-ALS720T3	12V, 20W, T3, Small Machined Accent Small Shroud, Lamp Included, Black	✓		C
783352019899	MA7-AS7	12V, 20W, T3, Small Machined Accent, Black	✓		C
783352019936	MA7-AS720T3	12V, 20W, T3, Small Machined Accent Small Shroud, Lamp Included, Black	✓		C
783352019929	MA7-HLS7	12V, 20W, T3, Small Machined Accent Small Shroud, Bronze	✓		C
783352019967	MA7-HLS720T3	12V, 20W, T3, Small Machined Accent Small Shroud, Lamp Included, Bronze	✓		C
783352019905	MA7-HS7	12V, 20W, T3, Small Machined Accent, Bronze	✓		C
783352019943	MA7-HS720T3	12V, 20W, T3, Small Machined Accent Small Shroud, Lamp Included, Bronze	✓		C



Beacon - Line Voltage

UPC Code	Catalog Number	Description	Service Smart	Spec Smart	Stocked In
783352002266	1010-H •	120V, 100W, A19, Beacons, Bronze	✓		C
783352002280	1012-H •	120V, 100W, A19, Composite Beacon, Bronze	✓		C
783352006219	DWC1-A	120V, 20W, T3, Composite Semi Recessed Beacon, Black	✓		C
783352006226	DWC2-A •	120V, 20W, T3, Composite Semi Recessed Beacon, Black	✓		C



Beacon - Low Voltage

UPC Code	Catalog Number	Description	Service Smart	Spec Smart	Stocked In
783352006233	DWCL1-A •	12V, 20W, T3, Composite Mini-Beacon, Black	✓		C
783352006240	DWCL2-A •	12V, 20W, T3, Composite Semi Recessed Beacon, Black	✓		C
783352006257	DWL1-N	12v, 20W, T3, Mini-Beacon, Natural Bronze	✓		C

C = Carrollton, Texas

A blue dot "•" beside a blue catalog number indicates item is a recommended distributor shelf stock item.

Pictures are representative of product categories and may not illustrate the exact products listed on the pages of this guide.

Product information may change without notice. Contact your local Philips sales representative for additional product information.



Bollard LED - Line Voltage

UPC Code	Catalog Number	Description	Service Smart	Spec Smart	Stocked In
---	DB14AA012LE	120V, LED, Warm, 11W, Clear Symmetric, Round Top Bollard, Black		✓	
---	DB14HA012LE	120V, LED, Warm, 11W, Clear Symmetric, Round Top Bollard, Bronze		✓	
---	DB21AA012LE	120V, LED, Warm, 11W, Clear Symmetric, Round Top Bollard, Black		✓	
---	DB21HA012LE	120V, LED, Warm, 11W, Clear Symmetric, Round Top Bollard, Bronze		✓	
---	DB30AA012LE	120V, LED, Warm, 11W, Clear Symmetric, Round Top Bollard, Black		✓	
---	DB30HA012LE	120V, LED, Warm, 11W, Clear Symmetric, Round Top Bollard, Bronze		✓	



Bollard - Line Voltage

UPC Code	Catalog Number	Description	Service Smart	Spec Smart	Stocked In
783402020622	DB14-A •	120V, 100W INC, Round Top Bollard, Black	✓		C
783352014825	DB14-H •	120V, 100W INC, Round Top Bollard, Bronze	✓		C
783403020638	DB21-A	120V, 100W INC, Round Top Bollard, Black	✓		C
---	DB21AA042FE	120V, 42W PLT, Round Top Bollard, Black		✓	
783404020644	DB21-H	120V, 100W INC, Round Top Bollard, Bronze	✓		C
---	DB21HA042FE	120V, 42W PLT, Round Top Bollard, Bronze		✓	
---	DB21HA050HE	120V, 50W MH, Round Top Bollard, Bronze		✓	
783358020189	DB30-A	120V, 100W INC, 100W INC Round Top Bollard, Black	✓		C
---	DB30AA0100HE	120V, 100W MH, Round Top Bollard, Black		✓	
---	DB30AA026FE	120V, 26W CFL, Round Top Bollard, Black		✓	
---	DB30AA050HE	120V, 50W MH, Round Top Bollard, Black		✓	
---	DB30AA070HE	120V, 70W MH, Round Top Bollard, Black		✓	
783352014832	DB30-H	120V, 100W INC, 100W INC Round Top Bollard, Bronze	✓		C
---	DB30HA0100HE	120V, 100W MH, Round Top Bollard, Bronze		✓	
---	DB30HA026FE	120V, 26W CFL, Round Top Bollard, Bronze		✓	
---	DB30HA042FE	120V, 42W PLT, Round Top Bollard, Bronze		✓	
---	DB30HA050HE	120V, 50W MH, Round Top Bollard, Bronze		✓	
---	DB30HA070HE	120V, 70W MH, Round Top Bollard, Bronze		✓	
---	DB30HA070SE	120V, 70W HPS, Round Top Bollard, Bronze		✓	

C = Carrollton, Texas

A blue dot "•" beside a blue catalog number indicates item is a recommended distributor shelf stock item.

Pictures are representative of product categories and may not illustrate the exact products listed on the pages of this guide.

Product information may change without notice. Contact your local Philips sales representative for additional product information.



Deck Light LED - Low Voltage

UPC Code	Catalog Number	Description	Service Smart	Spec Smart	Stocked In
---	DAL1DC-H	12V, LED, Cool, Aluminum Deck Light, Bronze		✓	
---	DAL1DC-SS	12V, LED, Cool, Deck Light, Stainless Steel		✓	
---	DAL1DW-A	12V, LED, Warm, 1.7 Watts, Aluminum Deck Light, Black		✓	
---	DAL1DW-B	12V, LED, Warm, 1.7 Watts, Aluminum Deck Light, White		✓	
---	DAL1DW-H	12V, LED, Warm, 1.7 Watts, Aluminum Deck Light, Bronze		✓	
---	DAL1DW-SS	12V, LED, Warm, 1.7 Watts, Deck Light, Stainless Steel		✓	
---	DAL1DW-T	12V, LED, Warm, Aluminum Deck Light, Speckled Stone		✓	
---	DCL1DC-N	12V, LED, Cool, 1.7 Watts, Deck Light, Natural Brass		✓	
---	DCL1DW-N	12V, LED, Warm, 1.7 Watts, Deck Light, Natural Brass		✓	
---	DUL1DC-A	12V, LED, Cool, 1.7 Watts, Ultem Deck Light, Black		✓	
---	DUL1DW-A	12V, LED, Warm, 1.7 Watts, Ultem Deck Light, Black		✓	
---	DUL1DW-H	12V, LED, Warm, 1.7 Watts, Ultem Deck Light, Bronze		✓	



Deck Light -Low Voltage

UPC Code	Catalog Number	Description	Service Smart	Spec Smart	Stocked In
---	CUL20	12V, 10W Xenon T3, Bell Shape Deck Light, Copper		✓	
783352002099	DAL1-A ●	12V, 10W T3, Round Step Light, Black	✓		C
783352005915	DAL1-B ●	12V, 10W T3, Round Step Light, White	✓		C
783352005922	DAL1-G	12V, 10W T3, Round Step Light, Verde	✓		C
783352001993	DAL1-H ●	12V, 10W T3, Round Step Light, Bronze	✓		C
783352002006	DAL1-SS ●	12V, 10W T3, Stainless Steel Round Step Light, Stainless Steel	✓		C
---	DAL1-T	12V, 10W T3, Round Step Light, Speckled Stone		✓	
783352006004	DCL1-N ●	12V, 10W T3, Brass Deck Light, Natural Brass	✓		C
783352006035	DL4-N	12V, 10W T3, 4x4 Deck Post Light, Natural Brass	✓		C
783352006172	DUL1-A ●	12V, 10W T3, Ultem Round Step Light, Black	✓		C
783352006189	DUL1-G	12V, 10W T3, Ultem Round Step Light, Verde	✓		C
783352006196	DUL1-H ●	12V, 10W T3, Ultem Round Step Light, Bronze	✓		C
783352006110	DSL1-A	12V, 18W 1141, Square Surface, Black	✓		C
783352006127	DSL1-B	12V, 18W 1141, Square Surface, White	✓		C
783352006387	GACL1-AC	12V, 10W Xenon T3, Deck Light 1/2 Cylinder Down Light, Copper	✓		C
783352006394	GACL2-AC ●	12V, 10W Xenon T3, Deck Light 1/2 Cylinder Up and Down Light, Copper	✓		C
783352002013	GADL1-AC ●	12V, 10W Xenon T3, Deck Light, Copper	✓		C
783352006400	GADL2-AC ●	12V, 10W Xenon T3, Garden Art Hammered Deck Light, Copper	✓		C
783352006417	GADL4-AC	12V, 10W T3, Garden Art 4x4 Post Top Deck Light, Copper	✓		C
783352007292	LLL12-AC	12V, 10W Xenon T3, Copper Line Light, 12", Copper	✓		C
783352007315	LLL24-AC	12V, 10W Xenon T3, Copper Line Light, 24", Copper	✓		C
783352007322	LLL6-AC ●	12V, 10W Xenon T3, Copper Line Light, 6", Copper	✓		C
783352007605	MPLLL ●	Mounting Plate for LLL	✓		C
783352001764	RFL1-A	12V, 12W 93, Recessed Step light, Black	✓		C
783352008930	RL13-A	12V, 100W T3, Composite Deck Light, Black	✓		C
783352009081	RLL1-A ●	12V, 12W 93, Rec Louver Step Light, Black	✓		C
783357020173	RLL2-PC ●	12V, 12W 93, Mini Recessed Louver Step Light, Copper	✓		C
783436020964	RLL2-SS	12V, 12W 93, Mini Recessed Louver Step Light, Stainless Steel	✓		C
783352012791	SRL3-A ●	12V, 18W 1141, Deck Light, Black	✓		C
783352012821	SRL3-H ●	12V, 18W 1141, Deck Light, Bronze	✓		C
783352000316	SRL4-A ●	12V, 10W Xenon T3, Deck Light, Black	✓		C
783352000323	SRL4-B ●	12V, 10W Xenon T3, Deck Light, White	✓		C
783352000330	SRL4-G ●	12V, 10W Xenon T3, Deck Light, Verde	✓		C
783352000347	SRL4-H ●	12V, 10W Xenon T3, Deck Light, Bronze	✓		C

C = Carrollton, Texas

A blue dot "●" beside a blue catalog number indicates item is a recommended distributor shelf stock item.

Pictures are representative of product categories and may not illustrate the exact products listed on the pages of this guide.

Product information may change without notice. Contact your local Philips sales representative for additional product information.



Down Light LED - Low Voltage

UPC Code	Catalog Number	Description	Service Smart	Spec Smart	Stocked In
---	DL1DW3-A	12V, LED, Warm, LED Down Light, Black		✓	
---	DL1DW3-G	12V, LED, Warm, LED Down Light, Verde		✓	
783352018250	DRL1-ALED4NFW	12V, LED, Warm, 4 Watts, Narrow Flood, Black	✓		C
783352018311	DRL1-ALED7FLW	12V, LED, Warm, 7 Watts, Flood, Black	✓		C
783352018298	DRL1-ALED7SPW	12V, LED, Warm, 7 Watts, Spot, Black	✓		C
---	DRL1DW2-A	12V, LED, Warm, Down Light, Black		✓	
783352018366	DRL1-GLED7FLC	12V, LED, Cool, 7 Watts, Flood, Verde	✓		C
783352018328	DRL1-GLED7FLW	12V, LED, Warm, 7 Watts, Flood, Verde	✓		C
783352018373	DRL2-ALED4NFW	12V, LED, Warm, 4 Watts, Narrow Flood, Black	✓		C
783352018434	DRL2-ALED7FLW	12V, LED, Warm, 7 Watts, Flood, Black	✓		C
783352018397	DRL2-ALED7NFW	12V, LED, Warm, 7 Watts, Narrow Flood, Black	✓		C
783352018410	DRL2-ALED7SPW	12V, LED, Warm, 7 Watts, Spot, Black	✓		C
783352018380	DRL2-GLED4NFW	12V, LED, Warm, 4 Watts, Narrow Flood, Verde	✓		C
783352018274	DRL1-ALED7NFW	12V, LED, Warm, 7 Watts, Narrow Flood, Black	✓		C



Down Light - Low Voltage

UPC Code	Catalog Number	Description	Service Smart	Spec Smart	Stocked In
783352006011	DL1-A	12V, 27W 1156, Down light, Black	✓		C
783352006028	DL1-G	12V, 27W 1156, Down light, Verde	✓		C
783352006080	DRL2-A •	12V, 35W MR16, Round Bracket, Black	✓		C
783352006103	DRL2-G	12V, 35W MR16, Round Bracket, Verde	✓		C
783352006141	DSL2-A	12V, 18W 1141, Square Bracket, Black	✓		C
783352006158	DSL2-B	12V, 18W 1141, Square Bracket, White	✓		C
783352006486	GAHL1-AC •	12V, 27W 1156, Sm Hanging Down Light, Copper	✓		C

C = Carrollton, Texas

A blue dot "•" beside a blue catalog number indicates item is a recommended distributor shelf stock item.

Pictures are representative of product categories and may not illustrate the exact products listed on the pages of this guide.

Product information may change without notice. Contact your local Philips sales representative for additional product information.



Inground/Ingrade LED - Line Voltage

UPC Code	Catalog Number	Description	Service Smart	Spec Smart	Stocked In
---	I25NNFW	120V, LED, Warm, 17 Watts, Narrow Flood, Bronze, Natural Brass		✓	
---	I3GHLED7NFW	120V, LED, 8 Watt, Inground with Composite Rock Guard, Bronze		✓	
783352018687	IT216G-HLED4NFW •	120V / 12V, LED, Warm, 4 Watts, Narrow Flood, Bronze	✓		C
783352018786	IT216G-HLED7FLC	120V / 12V, LED, Cool, 7 Watts, Flood, Bronze	✓		C
783352018724	IT216G-HLED7FLW	120V / 12V, LED, Warm, 7 Watts, Flood, Bronze	✓		C
783352018700	IT216G-HLED7NFW	120V / 12V, LED, Warm, 7 Watts, Narrow Flood, Bronze	✓		C
783352018571	IT216-HLED7FLW	120V / 12V, LED, Warm, 7 Watts, Flood, Bronze	✓		C
783352018564	IT216-SSLED7FLW	120V / 12V, LED, Warm, 7 Watts, Flood, Stainless Steel	✓		C



Inground/Ingrade LED - Low Voltage

UPC Code	Catalog Number	Description	Service Smart	Spec Smart	Stocked In
783352019097	IL116G-HLED4NFW	12V, LED, Warm, 4 Watts, Narrow Flood, Bronze	✓		C
783352019196	IL116G-HLED7FLC	12V, LED, Cool, 7 Watts, Flood, Bronze	✓		C
783352019134	IL116G-HLED7FLW	12V, LED, Warm, 7 Watts, Flood, Bronze	✓		C
783352019110	IL116G-HLED7NFW	12V, LED, Warm, 7 Watts, Narrow Flood, Bronze	✓		C
783352018922	IL116-HLED4NFW	12V, LED, Warm, 4 Watts, Narrow Flood, Bronze	✓		C
783352018984	IL116-HLED7FLW	12V, LED, Warm, 7 Watts, Flood, Bronze	✓		C
783352019042	IL116-HLED7NFC	12V, LED, Cool, 7 Watts, Narrow Flood, Bronze	✓		C
783352018953	IL116-HLED7NFW	12V, LED, Warm, 7 Watts, Narrow Flood, Bronze	✓		C
783352018960	IL116-NLED7FLW	12V, LED, Warm, 7 Watts, Flood, Natural Brass	✓		C
783352018939	IL116-NLED7NFW	12V, LED, Warm, 7 Watts, Narrow Flood, Natural Brass	✓		C
783352018977	IL116-SSLED7FLW	12V, LED, Warm, 7 Watts, Flood, Stainless Steel	✓		C
783352019202	IUL516-HLED4NFW	12V, LED, Warm, 4 Watts, Narrow Flood, Bronze	✓		C
783352019103	IL116G-NLED7NFW	12V, LED, Warm, 7 Watts, Narrow Flood, Natural Brass	✓		C
783352019011	IL116-HLED7SPW	12V, LED, Warm, 7 Watts, Narrow Spot, Bronze	✓		C
783365020257	IL9DW-A •	12V, LED, Warm, Zoomable Optics, FlexScope, Black	✓		C
783366020263	IL9DC-A •	12V, LED, Cool, Zoomable Optics, FlexScope, Black	✓		C

C = Carrollton, Texas

A blue dot "•" beside a blue catalog number indicates item is a recommended distributor shelf stock item.

Pictures are representative of product categories and may not illustrate the exact products listed on the pages of this guide.

Product information may change without notice. Contact your local Philips sales representative for additional product information.



Inground/Ingrade - Line Voltage

UPC Code	Catalog Number	Description	Service Smart	Spec Smart	Stocked In
---	I25-N	120V, 100W Incandescent, Inground, Natural Brass		✓	
783352006714	I3G-H •	120V, 100W Par/R20, Inground with Composite Rock Guard, Bronze	✓		C
---	I3GH0100H120	120V, 100W MH, Inground with Composite Rock Guard, Bronze		✓	
---	I3GHSP100H120	120V, 100W MH, Inground with Composite Rock Guard, Bronze		✓	
---	I3G-N	120V, 100W Par/R20, Inground with Cast Bronze Rock Guard, Natural Brass		✓	
783352006721	I3-H •	120V, 100W Par/R20, Inground with Composite Ring, Bronze	✓		C
---	I3-N	120V, 100W Par/R20, Inground with Cast Bronze Ring, Natural Brass		✓	
783408020688	I3-SS	120V, 100W Par/R20, Inground with Stainless Steel Ring, Stainless Steel	✓		C
783409020694	I4G-H	120V, 150W PAR 38, Large Inground/Medium Base Socket/Stainless Steel Trim Ring, Bronze	✓		C
783410020706	I4G-N	120V, 150W PAR 38, Large Inground/Medium Base Socket/Bronze Rock Guard, Natural Brass	✓		C
---	I4-H	120V, 150W PAR 38, Large Inground/Medium Base Socket/Bronze Trim Ring, Bronze		✓	
---	I4-N	120V, 150W PAR 38, Large Inground/Medium Base Socket/Cast Bronze Trim Ring, Natural Brass		✓	
783411020712	I4-SS	120V, 150W PAR 38, Large Inground/Medium Base Socket/Cast Bronze Rock Guard, Stainless Steel	✓		C
783352007223	IT216G-H	120V / 12V, 75W MR16, Small Inground w/Composite Rock Guard, Bronze	✓		C
783422020824	IT216G-N	120V / 12V, 75W MR16, Small Inground w/Cast Bronze Rock Guard, Natural Brass	✓		C
783352018694	IT216G-NLED7NFW	120V / 12V, LED, Warm, 7 Watts, Narrow Flood, Natural Brass	✓		C
783352001740	IT216-H	120V / 12V, 75W MR16, Small Inground w/Composite Trim Ring, Bronze	✓		C
783423020830	IT216-N	120V / 12V, 75W MR16, Small Inground w/Cast Bronze Trim Ring, Natural Brass	✓		C
783352018557	IT216-NLED7FLW	120V / 12V, LED, Warm, 7 Watts, Flood, Natural Brass	✓		C
783424020846	IT216-SS	120V / 12V, 75W MR16, Small Inground w/Stainless Steel Trim Ring, Stainless Steel	✓		C
783352006691	I2G-H	120V, 100W R30, Small Inground w/Bronze Rock GuardGuard, Bronze	✓		C
783406020666	I2G-N	120V, 100W R30, Small Inground w/Cast Bronze Rock Guard, Natural Brass	✓		C
783352007230	IT236G-H	120V / 12V, 75W PAR 36, Small Inground w/Composite Rock Guard, Bronze	✓		C
783425020852	IT236G-N	120V / 12V, 75W PAR 36, Small Inground w/Cast Bronze Rock Guard, Natural Brass	✓		C
783352007247	IT236-H	120V / 12V, 75W PAR 36, Small Inground w/Composite Trim Ring, Bronze	✓		C
783426020868	IT236-N	120V / 12V, 75W PAR 36, Small Inground w/Cast Bronze Trim Ring, Natural Brass	✓		C
783427020874	IT236-SS	120V / 12V, 75W PAR 36, Small Inground w/Stainless Steel Trim Ring, Stainless Steel	✓		C
---	I25CRGN	External Cast Bronze Rock Guard (i2.5), Natural Brass		✓	
---	I35CRGN	Rock Guard (i3.5), Natural Brass		✓	

Inground/Ingrade - Line Voltage Accessories

UPC Code	Catalog Number	Description	Service Smart	Spec Smart	Stocked In
783352005625	CP3	Concrete Pour Kit (I3)	✓		C
783395020555	CPS3	Stainless Steel Concrete Pour Kit (I3), Stainless Steel	✓		C
783352006745	I3-HHO	I3-H Housing Only, Bronze	✓		C
783421020818	IS3H	I3 External Glare Shield	✓		C
---	CPS35	Stainless Steel Concrete Pour Kit (i35)		✓	
---	MA5	Mounting Compound for I4		✓	
783352005632	CP4	Concrete Pour Kit (I4)	✓		C
783396020561	CPS4	Stainless Steel Concrete Pour Kit (I4)	✓		C
783352006776	I4-HHO	I4,Housing Only, Bronze	✓		C
783352007193	IS4H	Shield	✓		C
---	CPS25 •	Stainless Steel Concrete Pour Kit (i2.5), Stainless Steel		✓	
---	CPS15	Concrete Pour Kit (i1.5)		✓	

C = Carrollton, Texas

A blue dot "•" beside a blue catalog number indicates item is a recommended distributor shelf stock item.

Pictures are representative of product categories and may not illustrate the exact products listed on the pages of this guide.

Product information may change without notice. Contact your local Philips sales representative for additional product information.



Inground/Ingrade - Low Voltage

UPC Code	Catalog Number	Description	Service Smart	Spec Smart	Stocked In
783352006707	I2-H ●	120V, 100W R30, Small Inground with Bronze Trim Ring, Bronze	✓		C
783352015617	I2-N	120V, 100W R30, Small Inground with Cast Bronze Trim Ring, Natural Brass	✓		C
783407020672	I2-SS	120V, 100W R30, Small Inground with Stainless Steel Trim Ring, Stainless Steel	✓		C
783352000125	IL116G-H	12V, 75W MR16, Inground w/Guard, Bronze	✓		C
783352000132	IL116-H	12V, 75W MR16, Inground, Bronze	✓		C
783416020762	IL116-N	12V, 75W MR16, Composite Inground with Cast Bronze Trim Ring, Natural Brass	✓		C
783352007032	IL136G-H	12V, 75W PAR 36, Inground w/Guard, Bronze	✓		C
783352007049	IL136-H	12V, 75W PAR 36, Inground, Bronze	✓		C
783419020790	IL136-N	12V, 75W PAR 36, Composite Inground with Cast Bronze Trim Ring, Natural Brass	✓		C
783352000149	IL336-A ●	12V, 50W PAR 36, Well Light, Black	✓		C
783352007070	IL336-ABULK25	12V, 50W PAR 36, Well Light, Bulk Pack 25, Black	✓		C
783352000156	IL336-AL ●	12V, 20W PAR 36, Well Light w/Lamp, Black	✓		C
783352002143	IL336-ALBULK25	12V, 20W PAR 36, Well Light w/Lamp, Bulk Pack 25, Black	✓		C
783352007254	IUL516-H	12V, 35W MR16, Ultem Micro Inground, MR16, Bronze	✓		C
783352007261	IUL516-HBAB	12V, 20W MR16, Ultem Micro Inground, MR16, w/Lamp, Bronze	✓		C
783352002167	IUL516-HBULK25	12V, 35W MR16, Ultem Micro Inground, MR16, Bulk Pack 25, Bronze	✓		C

Inground/Ingrade - Low Voltage Accessories

UPC Code	Catalog Number	Description	Service Smart	Spec Smart	Stocked In
---	IBLR	Internal Ice Blue Lens (for i15 / i25)		✓	
---	ICGR	Internal Honeycomb Louver (for i15 / i25)		✓	
---	ILSLR	Internal Linear Spread Lens (for i25 / i25)		✓	
---	IMSLR	Internal Multi-Directional Spread Lens (for i15 / i25)		✓	
---	LEDADP	LED Accessory Adaptor Ring		✓	
783352000392	CP2 ●	Concrete Pour Kit (I2)	✓		C
783394020549	CPS2	Stainless Steel Concrete Pour Kit (I2), Stainless Steel	✓		C
783352000477	IS1H	Inground Shield (for Mini Inground)	✓		C
783352000446	IG30H	Rock Guard w/o Lens (for IL336 Wellyte)	✓		C
783352000453	IG3H ●	Rock Guard w/Lens (for IL336 Wellyte)	✓		C
783352000460	IL3H ●	Lens Guard (for IL336 Wellyte)	✓		C

C = Carrollton, Texas

A blue dot "●" beside a blue catalog number indicates item is a recommended distributor shelf stock item.

Pictures are representative of product categories and may not illustrate the exact products listed on the pages of this guide.

Product information may change without notice. Contact your local Philips sales representative for additional product information.



Landscape Accessories, General

UPC Code	Catalog Number	Description	Service Smart	Spec Smart	Stocked In
---	BI1	Cast Iron Box (1/2" NPT)		✓	
783352003690	BI2	Cast Iron Box (3/4" NPT)	✓		C
783352001573	BI3 ●	Cast Iron Box w/four 1/2" NPT+ two 1/2" NPT	✓		C
783352003706	BI4 ●	Cast Iron Box w/two 1/2" NPT+ two 1/2" NPT	✓		C
783359020195	IAS16 ●	MR16 Linear Spread Lens Accessory	✓		C
783352000415	IBL1	Ice Blue Lens,	✓		C
783352000422	IBL16	Ice Blue Lens,	✓		C
783352000439	ICG16 ●	Cut-Off Grille for MR 16	✓		C
783413020734	ICG20	Internal Snap On Honeycomb Louver, PAR20 Lamp	✓		C
783414020740	ICG30	Snap on Cut-Off Grill for PAR 30	✓		C
783352006943	ICG36	Snap on Cut-Off Grill for PAR 36	✓		C
783352006950	ICG38	Internal Snap On Honeycomb Louver, PAR38 Lamp	✓		C
783352007209	ISL16 ●	Spread Lens	✓		C
783352002037	LVC3 ●	Connectors (Box of 12)	✓		C
---	M0040A	Low Voltage Mounting Canopy, Black		✓	
783352007377	MA1	Potting Compound (Box of 6)	✓		C
783352007407	MA22 ●	Silicone-Filled Wire Connectors	✓		C
783352007421	MA4	Corrosion Preventive Compound	✓		C
783352001757	MC1A ●	LV Mounting Canopy (Box of 6), Black	✓		C
783352007490	MC1H ●	LV Mounting Canopy (Box of 6), Bronze	✓		C
783428020880	MC1N	LV Mounting Canopy (Brass), Natural Bronze	✓		C
783352007506	MF1	Lag Screws for Tree Mounting (Box of 12)	✓		C
783352000507	MLB1	Ice Blue Lens	✓		C
783352000514	MLS1	Spread Lens	✓		C
783352008671	PC15	Plug-In Photo Cell, Remote Mount	✓		C
783352001818	PC3 ●	Plug-In Photo Cell, Direct Mount	✓		C
783352011978	S1 ●	Low Voltage Stake	✓		C
783352012128	S35B ●	Perma-Post 3.5" O.D. (Box of 9), White	✓		C
783352012203	S3A	Perma-Post 3" O.D. (Box of 12), Black	✓		C
---	S3B	Perma-Post 3" O.D. (Box of 12), White		✓	
783352012227	S3G ●	Perma-Post 3" O.D. (Box of 12), Verde	✓		C
783352012234	S3H ●	Perma-Post 3" O.D. (Box of 12), Bronze	✓		C
783352012241	S3N ●	Perma-Post 3" O.D. Natural Bronze	✓		C
783352012319	S6 ●	Low-Volt Telescoping PVC Stake (Box of 12)	✓		C
---	S6N	Low-Volt Telescoping PVC Stake (Box of 12), Natural Bronze		✓	
783352001825	S7 ●	Low Voltage Mounting Stake (Box of 12)	✓		C
783352012326	S7BULK200	Stake, 12V, Arrow 200 Bulk Pack	✓		C
783352012333	S7N	Low Voltage Mounting Stake, Natural Bronze	✓		C
783352012340	S8 ●	15" Low Voltage Mounting Stake (Box of 12)	✓		C
783352012364	S8N	Low Voltage Mounting Stake, Natural Bronze	✓		C

C = Carrollton, Texas

A blue dot "●" beside a blue catalog number indicates item is a recommended distributor shelf stock item.

Pictures are representative of product categories and may not illustrate the exact products listed on the pages of this guide.

Product information may change without notice. Contact your local Philips sales representative for additional product information.

Landscape Accessories, General - continued

UPC Code	Catalog Number	Description	Service Smart	Spec Smart	Stocked In
783352001665	T5 ●	Plug In Timer; Analog	✓		C
783352001672	T6 ●	Plug In Timer; Digital	✓		C
783352013644	TM1A	N/S, Tree Mount Adapter; Black	✓		C
783352013668	TM1H ●	Tree Mount Adapter; Bronze	✓		C
783445021051	TM2A	Tree Mount Junction Box, Black	✓		C
783352001726	TM2H ●	Tree Mount Junction Box, Bronze	✓		C
783352001733	TMC2H ●	Composite Tree Mount Junction Box, Bronze	✓		C
783352013729	TMS10 ●	Nylon Tree Strap, 10 Foot	✓		C
783360020207	TS375-12 ●	Perma Post w/ Integral Transformer	✓		C
---	A18	Wedge Base Adapter		✓	
783352007360	LVC4 ●	Low Voltage "T" Connector	✓		C
783352000484	MGM1	Cut-off Grill	✓		C
783430020908	MR1620MFL	MR16 Medium Flood (BAB)	✓		C
783431020914	MR1635FL	MR16-Flood (FMW) (Box of 6)	✓		C
---	MR1635SP	MR16-Spot (FRB) (Box of 6)		✓	
783352008633	PAR3620WFL	PAR36 Wide Flood, Halogen	✓		C
783352008657	PAR3636WFL	PAR36 Capsylite, 12V, 36W, 12/BX	✓		C
783443021039	T410	Bi-Pin Halogen Lamp (Box of 6)	✓		C
783444021045	T420	Bi-Pin Halogen Lamp (Box of 6)	✓		C
---	T450	Bi-Pin Halogen Lamp (Box of 6)		✓	
783352002426	1GLC	Long Shroud w/Convex Lens (B1)	✓		C

C = Carrollton, Texas

A blue dot "●" beside a blue catalog number indicates item is a recommended distributor shelf stock item.

Pictures are representative of product categories and may not illustrate the exact products listed on the pages of this guide.

Product information may change without notice. Contact your local Philips sales representative for additional product information.



Mini Flood/Wall Washer LED - Line Voltage

UPC Code	Catalog Number	Description	Service Smart	Spec Smart	Stocked In
---	WAM1DC-H	120V, LED, Cool, Mini Arch Flood, Bronze		✓	
---	WAM1DWF-H	120V, LED, Warm, Mini Arch Flood w/Frosted Shroud, Bronze		✓	
---	WBM1DC-H	120V, LED, Cool, Mini Arch Flood, Bronze		✓	



Mini Flood/Wall Washer LED - Low Voltage

UPC Code	Catalog Number	Description	Service Smart	Spec Smart	Stocked In
---	AAL1DW3-HS7	12V, LED, Warm, 3.8 Watts, Wall Washer Light With Stake, Bronze		✓	
---	AUL1DW3-AS7	12V, LED, Warm, 3.8 Watts, Ultem Wall Washer With Stake, Black		✓	
---	WAML1DC3F-AS7	12V, LED, Cool, Mini Arch Flood w/ Frosted Shroud Black		✓	
---	WAML1DC3F-HS7	12V, LED, Cool, Mini Arch Flood w/Frosted Shroud, Bronze		✓	
---	WAML1DC3-HS7	12V, LED, Cool, Mini Arch Flood w/Shroud, Bronze		✓	
---	WAML1DW2F-AS7	12V, LED, Warm, Mini Arch Flood w/ Frosted Shroud (low), Black		✓	
---	WAML1DW2F-HS7	12V, LED, Warm, Mini Arch Flood w/ Frosted Shroud (low), Bronze		✓	
---	WAML1DW3F-AS7	12V, LED, Warm, Mini Arch Flood w/Frosted Shroud, Black		✓	
---	WAML1DW3F-HS7	12V, LED, Warm, Mini Arch Flood w/Frosted Shroud, Bronze		✓	
---	WAML1DW3-HS7	12V, LED, Warm, Mini Arch Flood w/Shroud, Bronze		✓	
---	WBML1DC3-AS7	12V, LED, Cool, Mini Arch Flood, Black		✓	
783451021113	WAML1DC3-GS7	12V, LED, Cool, Mini Arch Flood w/Shroud, Verde	✓		C



Mini Flood/Wall Washer - Line Voltage

UPC Code	Catalog Number	Description	Service Smart	Spec Smart	Stocked In
---	WAMT14-A	12V, 50W T4, Micro Floodlight w/ Integral Transformer, w/ Shroud, Black		✓	
783452021129	WAMT14-H	12V, 50W T4, Micro Floodlight w/ Integral Transformer, w/ Shroud, Bronze	✓		C
783352014535	WAM1-A	120V, 75W T3, Mini Arch Flood w/Shroud, Black	✓		C
783352014566	WAM1-H	120V, 75W T3, Mini Arch Flood w/Shroud, Bronze	✓		C

C = Carrollton, Texas

A blue dot "•" beside a blue catalog number indicates item is a recommended distributor shelf stock item.

Pictures are representative of product categories and may not illustrate the exact products listed on the pages of this guide.

Product information may change without notice. Contact your local Philips sales representative for additional product information.



Mini Flood/Wall Washer - Low Voltage

UPC Code	Catalog Number	Description	Service Smart	Spec Smart	Stocked In
783352003195	AAL1-AS7	12V, 27W 1156, Wall Washer Light With Stake, Black	✓		C
783352019462	AUL1-GS7	12V, 20W T3, Ultem Wall Washer With Stake, Verde	✓		C
783352014580	WAML14-AS7	12V, 50W T4, Mini Arch Flood w/Shroud, Black	✓		C
---	WAML14F-AS7	12V, 50W T4, Mini Arch Flood w/Shroud, Black		✓	
783449021095	WAML14F-AS720T3	12V, 20W T3, Mini Arch Flood w/Shroud, with Lamp, Black	✓		C
---	WAML14F-AS735T3	12V, 20W T3, Mini Arch Flood w/Shroud, with Lamp, Black		✓	
783450021107	WAML14F-HS7 •	12V, 50W T4, Mini Arch Flood w/Shroud, Bronze	✓		C
783361020213	WAML14F-HS720T3	12V, 20W T3, Mini Arch Flood w/Shroud, with Lamp, Bronze	✓		C
---	WAML14-HS7	12V, 50W T4, Mini Arch Flood w/Shroud, Bronze		✓	
---	WAML14-HS720T3	12V, 20W T3, Mini Arch Flood w/Shroud, with Lamp, Bronze		✓	
---	WBML14-HS7	12V, 35W T3, Mini Arch Flood w/Shroud, Bronze		✓	



Path Light LED - Low Voltage

UPC Code	Catalog Number	Description	Service Smart	Spec Smart	Stocked In
---	CUL10DW-S7	12V, LED, Warm, 4.2 Watts, Path Light with Stake, Copper		✓	
---	CUL14DC-S7	12V, LED, Cool, 4.2 Watts, Path Light with Stake, Copper		✓	
---	CUL14DW-S7	12V, LED, Warm, 4.2 Watts, Path Light with Stake, Copper		✓	
---	CUL2DCS7	12V, LED, Cool, 4.2 Watts, Path Light with Stake, Copper		✓	
---	CUL2DWS7	12V, LED, Warm, 4.2 Watts, Path Light with Stake, Copper		✓	
---	CUL7DCS7	12V, LED, Cool, 4.2 Watts, Path Light with Stake, Copper		✓	
---	CUL7DWS7	12V, LED, Warm, 4.2 Watts, Path Light with Stake, Copper		✓	
---	CUL9DWS7	12V, LED, Warm, 4.2 Watts, Path Light with Stake, Copper		✓	
783352019752	ML4D3-AS7	12V, LED, Cool, 3.8 Watts, Mushroom, Black	✓		C
783352019769	ML4D3-GS7	12V, LED, Cool, 3.8 Watts, Mushroom, Verde	✓		C
783352001924	ML4D3-HS7	12V, LED, Cool, 3.8 Watts, Mushroom, Bronze	✓		C
783352019776	ML4DW3-AS7	12V, LED, Warm, 3.8 Watts, Mushroom (Warm), Black	✓		C
783352019783	ML4DW3-GS7	12V, LED, Warm, 3.8 Watts, Mushroom (Warm), Verde	✓		C
783352019790	ML4DW3-HS7	12V, LED, Warm, 3.8 Watts, Mushroom (Warm), Bronze	✓		C
783434020942	RL4D3-AS7	12V, LED, Cool, Horizon Path light, Black	✓		C
---	RL4DW3-AS7	12V, LED, Warm, Horizon Path light, Black		✓	
---	RL4DW3-HS7	12V, LED, Warm, Horizon Path light, Bronze		✓	
---	RL9D3-AS7	12V, LED, Cool, Horizon Path Light With Stake, Black		✓	
---	RL9D3-HS7	12V, LED, Cool, Horizon Path Light With Stake, Bronze		✓	
---	RL9DW3-AS7	12V, LED, Warm, Horizon Path Light With Stake, Black		✓	
---	RL9DW3-HS7	12V, LED, Warm, Horizon Path Light With Stake, Bronze		✓	
783435020958	RL4D3-HS7	12V, LED, Cool, Horizon Path light, Bronze	✓		C

C = Carrollton, Texas

A blue dot "•" beside a blue catalog number indicates item is a recommended distributor shelf stock item.

Pictures are representative of product categories and may not illustrate the exact products listed on the pages of this guide.

Product information may change without notice. Contact your local Philips sales representative for additional product information.



Path Light - Line Voltage

UPC Code	Catalog Number	Description	Service Smart	Spec Smart	Stocked In
783352001603	MU5-G	120V, 100W A19, Med Mushroom, Verde	✓		C
783352007919	MU5-H	120V, 100W A19, Med Mushroom, Bronze	✓		C
783352007926	MU5-N	120V, 100W A19, Med Brass Mushroom, Natural Brass	✓		C
783352008558	P39-K	120V, 75W A19, 2 Tier Pagoda, Garden Green	✓		C
783352008589	P3-G	120V, 75W A19, Small Horizontal Path light, Verde	✓		C
783352008770	Q39-K	120V, 100W A19, 3 Tier Pagoda, Garden Green	✓		C
783352008800	QF59-K	120V, 13W PL13, 3 Tier Pagoda, Garden Green	✓		C
---	R39-K	120V, 100W A19, Large Top (3 Tier), Garden Green		✓	
783352008909	R3-G	120V, 100W A19, Large Indirect, Verde	✓		C
---	SK2-G	120V, 60W A19, Aluminum Path Light, Verde		✓	
783352012999	T39-G ●	120V, 100W A19, Large Tudor Down light, Verde	✓		C
783352013743	TR5-G	120V, 100W A19, Large Tudor, Verde	✓		C
783352014092	TU3-G	120V, 100W A19, Large Tulip, Verde	✓		C



Path Light - Low Voltage

UPC Code	Catalog Number	Description	Service Smart	Spec Smart	Stocked In
783379020397	AL41-AS7	12V, 20W T3, Architectural Mushroom with Glass Finial, Black	✓		C
783352019417	AL41-GS7	12V, 20W T3, Architectural Mushroom with Glass Finial, Verde	✓		C
783352019448	AL43-GS7	12V, 20W T3, Architectural Stem Mount Path light, Verde	✓		C
783352019653	CPL12-AS7	12V, 20W T3, Contemporary Path light, Flat Roof w/Stake, Black	✓		C
783352019660	CPL12-HS7	12V, 20W T3, Contemporary Path light, Flat Roof w/Stake, Bronze	✓		C
783352019677	CPL21-AS7 ●	12V, 20W T3, Contemporary Path light, Rounded Roof w/Stake, Black	✓		C
783352019684	CPL21-HS7 ●	12V, 20W T3, Contemporary Path light, Rounded Roof w/Stake, Bronze	✓		C
783352005656	CUL10S7	12V, 20W T3, Large Adjustable Path light w/ Stake, Copper	✓		C
783352019370	CUL14S7 ●	12V, 20W T3, Path Light With Stake, Copper	✓		C
783352005748	CUL2S7 ●	12V, 20W T3, Small Path light w/Stake, Copper	✓		C
783352005809	CUL4S7	12V, 20W T3, Micro Adjustable Path light w/ Stake, Copper	✓		C
783352005830	CUL6S7 ●	12V, 20W T3, Path light w/ Stake, Copper	✓		C
783352001955	CUL7S7 ●	12V, 20W T3, Medium Path light w/ Straight Stem w/ Stake, Copper	✓		C
783397020577	CUL7S7BULK25	12V, 20W T3, Medium Path light w/ Straight Stem w/ Stake, Bulk Pack 25, Copper	✓		C
783352005892	CUL9S7 ●	12V, 20W T3, Large Path light with Stake, Copper	✓		C
783352006363	FUL1-GS7	12V, 27W 1156, Small Floral w/ Stake, Verde	✓		C
783352019691	GAL3-ACS7 ●	12V, 10W Xenon T3, Garden Art Line Light Contemporary Path light, Copper	✓		C
783352019707	GAML1-ACS7	12V, 10W T3, Small Mushroom, Copper	✓		C
783352019714	GAML2-ACS7	12V, 20W T3, Large Mushroom, Copper	✓		C
783352019721	GAML3-ACS7	12V, 10W T3, Garden Art 3-Mushroom Path light, Copper	✓		C
783352019738	GAML4-ACS7	12V, 10W T3, Garden Art Small Hammered Roof Path light, Copper	✓		C
783352019745	GAML5-ACS7	12V, 20W T3, Garden Art Large Hammered Roof Path light, Copper	✓		C
783352006578	GASL5-ACS7	12V, 20W T3, Garden Art Mission Mini Bollard, Copper	✓		C
---	KCL1-GS7	12V, 18W T5, Aluminum Path Light / Lamp Included, Verde		✓	
---	MLL2-HS7	12V, 18W T5, Aluminum Path Light, Bronze		✓	

C = Carrollton, Texas

A blue dot "●" beside a blue catalog number indicates item is a recommended distributor shelf stock item.

Pictures are representative of product categories and may not illustrate the exact products listed on the pages of this guide.

Product information may change without notice. Contact your local Philips sales representative for additional product information.

Path Light - Low Voltage - continued

UPC Code	Catalog Number	Description	Service Smart	Spec Smart	Stocked In
783352007674	MSL12-AS7 ●	12V, 27W 1156, Advent w/12" Stem, Black	✓		C
783352007698	MSL12-GS7	12V, 27W 1156, Advent w/12" Stem, Verde	✓		C
783352007711	MSL12-HS7	12V, 27W 1156, Advent w/12" Stem, Bronze	✓		C
783352007735	MSL18-AS7 ●	12V, 27W 1156, Advent w/18" Stem, Black	✓		C
783352007759	MSL18-GS7	12V, 27W 1156, Advent w/18" Stem, Verde	✓		C
783352007773	MSL18-HS7	12V, 27W 1156, Advent w/18" Stem, Bronze	✓		C
783352008046	MUL4-AS7 ●	12V, 20W T3, Sm Mushroom w/ lamp, Black	✓		C
783352008053	MUL4-AS725	12V, 20W T3, Sm Mushroom w/ lamp, Bulk Pack 25, Black	✓		C
783352008077	MUL4-GS7 ●	12V, 20W T3, Sm Mushroom w/ lamp, Verde	✓		C
783352002020	MUL4-HS7 ●	12V, 20W T3, Sm Mushroom w/ lamp, Bronze	✓		C
783352008114	MUL4-HS725	12V, 20W T3, Sm Mushroom w/ lamp, Bulk Pack 25, Bronze	✓		C
783352001931	MUL4-NS7	12V, 20W T3, Sm Mushroom w/ lamp, Natural Brass	✓		C
783352008190	MUL5-AS7	12V, 20W T3, Med Mushroom, Black	✓		C
783352008213	MUL5-GS7	12V, 20W T3, Med Mushroom, Verde	✓		C
783352008237	MUL5-HS7 ●	12V, 20W T3, Med Mushroom, Bronze	✓		C
783352019813	MUL5-NS7	12V, 20W T3, Med Brass Mushroom, Natural Brass	✓		C
783352019820	PL39-KS7	12V, 27W 1156, 2 Tier Pagoda, Garden Green	✓		C
783352019837	PL3-GS7	12V, 27W 1156, Small Indirect, Verde	✓		C
783352001948	RL4-AS7 ●	12V, 20W T3, Large Horizon, Black	✓		C
783352009029	RL4-GS7	12V, 20W T3, Large Horizon, Verde	✓		C
783352009043	RL4-HS7 ●	12V, 20W T3, Large Horizon, Bronze	✓		C
783352019288	RL9-AS7	12V, 20W T3, Horizon Path Light With Stake, Black	✓		C
783352019295	RL9-HS7 ●	12V, 20W T3, Horizon Path Light With Stake, Bronze	✓		C
783352012449	SPL18-AS7	12V, 27W 1156, Sm Pinnacle 18", Black	✓		C
783352012463	SPL18-GS7	12V, 27W 1156, Sm Pinnacle 18", Verde	✓		C
783352012500	SPL1-AS7	12V, 27W 1156, Sm Pinnacle 32", Black	✓		C
783352012555	SPL1-GS7	12V, 27W 1156, Sm Pinnacle 32", Verde	✓		C
783352019844	SPL5-NS7	12V, 20W T3, Brass Path light, Nautical, Natural Brass	✓		C
---	TL19-GS7	12V, 20W Xenon T3, Small Tudor Down light, Verde		✓	
783352019868	TRL4-GS7 ●	12V, 20W T3, Small Tudor w/ Stake, Verde	✓		C
783433020936	RL3-GS7	12V, 27W 1156, Large Indirect, Verde	✓		C

Path Light Accessories

UPC Code	Catalog Number	Description	Service Smart	Spec Smart	Stocked In
783352011985	S12A	12" Stem, Black	✓		C
783352011992	S12G ●	12" Stem, Verde	✓		C
783441021017	S12GM	12" Stem, Verde	✓		C
783442021023	S12HM	12" Stem, Bronze	✓		C
---	S12K	12" Stem, Garden Green		✓	
783352012067	S24A	24" Stem, Black	✓		C
783352012074	S24G ●	24" Stem, Verde	✓		C
783352012081	S24H	24" Stake, Bronze	✓		C
---	S24K	24" Stem, Garden Green		✓	
783352012135	S36A	36" Stem, Black	✓		C
783352012142	S36G	36" Stem, Verde	✓		C
---	S36K	36" Stem, Garden Green		✓	

C = Carrollton, Texas

A blue dot "●" beside a blue catalog number indicates item is a recommended distributor shelf stock item.

Pictures are representative of product categories and may not illustrate the exact products listed on the pages of this guide.

Product information may change without notice. Contact your local Philips sales representative for additional product information.



Step Light LED - Line Voltage

UPC Code	Catalog Number	Description	Service Smart	Spec Smart	Stocked In
783438020986	RSC2AK5D3E	120V, LED, 3Watt, Louvered Brick light, Black	✓		C
783439020992	RSC2AK5D5E	120V, LED, 5Watt, Louvered Brick light, Black	✓		C
783440021001	RSC2HK5D3E	120V, LED, 3Watt, Louvered Brick light, Bronze	✓		C
---	RSC2HK5D5E	120V, LED, 5Watt, Louvered Brick light, Bronze		✓	
---	RSC2NK5D5WE	120V, LED, 5Watt, Louvered Brick light, Natural Brass		✓	
783352007438	MAKEC	Mounting Kit for Bricklyte in Existing Stud Wall,	✓		C
783352007445	MAKES	Mounting Kit for Existing Stud Wall,	✓		C
783352001979	MAKM •	Mounting Kit for in Masonry,	✓		C
783352007452	MAKNS	Mounting Kit for in New Stud Wall,	✓		C
783352010094	RS2-AHO •	HSG Only for RSB2/RSC2/RSF2, Black, Black	✓		C
783352010100	RS2-BHO	HSG for RSB2/RSC2/RSF2, White, White	✓		C
783352010117	RS2-HHO •	HSG Only for RSB2/RSC2/RSF2, Bronze, Bronze	✓		C
783437020970	RS2-NHO	HSG Only for RSC2/RSV2, Natural Bronze, Natural Brass	✓		C



Step Light - Line Voltage

UPC Code	Catalog Number	Description	Service Smart	Spec Smart	Stocked In
783363020235	781369145488	941C-HSG/HWK ASSY	✓		C
783366020263	781369262710	941U-HSG/HWK ASSY (FLUOR)	✓		C
783369020291	781369454955	940U HSG/HWK ASSY	✓		C
783370020303	781369454962	940C HSG/HWK ASSY	✓		C
783362020229	781369087726	946C-HSG/HWK ASSY	✓		C
783364020241	781369238609	944C-HSG/HWK ASSY	✓		C
783365020257	781369240121	945C-HSG/HWK ASSY	✓		C
783367020279	781369411569	942C-HSG/HWK ASSY	✓		C
783368020285	781369416076	943C-HSG/HWK ASSY	✓		C
---	CB100AK5F13E	120V, 13W PLC13, Composite Brick light, Black		✓	
---	CB100AK5IE	120V, 40W T10, Composite Brick light, Black		✓	
---	CB100HK5F13E	120V, 13W PLC13, Composite Brick light, Bronze		✓	
---	CB100HK5IE	120V, 40W T10, Composite Brick light, Bronze		✓	
783398020583	D2953910-REPL	REPL FACEPLATE ASSY 942PG BRP	✓		C
783399020599	D3006100-REPL	REPL.FACEPLATE ASSY 942RDG WVP	✓		C
783400020600	D4484001	COVER ASSY 963C SQUARE BLP/L	✓		C
783401020616	D4484003	COVER ASSY 963C SQUARE WP/L	✓		C
783352010148	RSB2AT5F13E	120V, 13W PLC13 (K5F13E), 13W PLC13 (K5F13E) Bubble Brick light, Black	✓		C
783352010186	RSB2AT5IE	120V, 40W T10 (K5IE), 40W T10 (K5IE) Bubble Brick light, Black	✓		C
783352010223	RSB2HT5F13E	120V, 13W PLC13 (K5F13E), 13W PLC13 (K5F13E) Bubble Brick light, Bronze	✓		C
783352010278	RSB2HT5IE	120V, 40W T10 (K5IE), 40W T10 (K5IE) Bubble Brick light, Bronze	✓		C
783352010728	RSC2AK5F13E •	120V, 13W PLC13 (K5F13E), 13W PLC13 (K5F13E) Louvered Brick light, Black	✓		C
783352010766	RSC2AK5IE •	120V, 40W T10 (K5IE), 40W T10 (K5IE) Louvered Brick light, Black	✓		C
783352010810	RSC2BK5F13E	120V, 13W PLC13 (K5F13E), 13W PLC13 (K5F13E) Louvered Brick light, White	✓		C
---	RSC2BK5IE	120V, 40W T10 (K5IE), 40W T10 (K5IE) Louvered Brick light, White		✓	
783352010940	RSC2HK5F13E •	120V, 13W PLC13 (K5F13E), 13W PLC13 (K5F13E) Louvered Brick light, Bronze	✓		C
---	RSC2HK5F18E	120V, 18W PLC18, Louvered Brick Light, Bronze		✓	
783352010995	RSC2HK5IE •	120V, 40W T10 (K5IE), 40W T10 (K5IE) Louvered Brick light, Bronze	✓		C
783352011510	RSF2ALS5F13E	120V, 13W T10, 13W T10 Opal Lens Brick light, Black	✓		C
---	RSF2ALS5F18E	120V, 18W T10, 18W T10 Opal Lens Brick light, Black		✓	
783352011626	RSF2HLS5F13E	120V, 13W T10, 13W T10 Opal Lens Brick light, Bronze	✓		C
783352011664	RSF2HLSIE	120V, 40W T10, 40W T10 Opal Lens Brick light, Bronze	✓		C
---	RSS2AK5F13E	120V, 13W T10, 13W T10 Opal Lens Brick light, Black		✓	

C = Carrollton, Texas

A blue dot "•" beside a blue catalog number indicates item is a recommended distributor shelf stock item.

Pictures are representative of product categories and may not illustrate the exact products listed on the pages of this guide.

Product information may change without notice. Contact your local Philips sales representative for additional product information.



Step Light - Low Voltage

UPC Code	Catalog Number	Description	Service Smart	Spec Smart	Stocked In
783352005526	CB100AK5812	12V, (2) 18W 1141, Composite Brick light, Black	✓		C
783352005557	CB100HK5812	12V, (2) 18W 1141, Composite Brick light, Bronze	✓		C
783352011404	RSCL2AK5812	12V, (2) 18W 1141, Low Voltage Louver Brick light, Black	✓		C
783352011459	RSCL2HK5812 ●	12V, (2) 18W 1141, Low Voltage Louver Brick light, Bronze	✓		C

Step Light Accessories

UPC Code	Catalog Number	Description	Service Smart	Spec Smart	Stocked In
783352007438	MAKEC	Mounting Kit for Bricklyte in Existing Stud Wall,	✓		C
783352007445	MAKES	Mounting Kit for Existing Stud Wall,	✓		C
783352001979	MAKM ●	Mounting Kit for in Masonry,	✓		C
783352007452	MAKNS	Mounting Kit for in New Stud Wall,	✓		C
783352010094	RS2-AHO ●	HSG Only for RSB2/RSC2/RSF2, Black, Black	✓		C
783352010100	RS2-BHO	HSG for RSB2/RSC2/RSF2, White, White	✓		C
783352010117	RS2-HHO ●	HSG Only for RSB2/RSC2/RSF2, Bronze, Bronze	✓		C
783437020970	RS2-NHO	HSG Only for RSC2/RSV2, Natural Bronze, Natural Brass	✓		C



Transformers/Power Supply

UPC Code	Catalog Number	Description	Service Smart	Spec Smart	Stocked In
783352003256	ABH1001	Above Ground Ballast	✓		C
783352016751	ABH1501	Above Ground Ballast	✓		C
783352003294	ABH351	Above Ground Ballast	✓		C
783352003300	ABH501	Above Ground Ballast	✓		C
783352003324	ABH701	Above Ground Ballast	✓		C
783352006783	IBH1001	Inground Ballast Box	✓		C
783412020728	IBH1501	Inground Ballast Box	✓		C
783352006820	IBH351	Inground Ballast Box	✓		C
783352006844	IBH501	Inground Ballast Box	✓		C
783352006868	IBH701	Inground Ballast Box	✓		C
783352013057	TB100-12	100 VA Transformer	✓		C
783352013224	TBC303-15 ●	Inground Transformer 300W quad tap w/ breakers	✓		C
783352013248	TBC603-15 ●	Inground Transformer 600W quad tap w/ breakers	✓		C
783352015037	TC152-12 ●	150VA/150W Transformer, Grey	✓		C
783352015044	TC152-12TP ●	150VA/150W Transformer w/Timer & Photo Cell, Grey	✓		C
783352015051	TC354-15 ●	300VA MULTITAP TFMR, SM Painted, Hinged Door, Grey	✓		C
783352015068	TC654-15 ●	600VA MULTITAP TFMR, SM Painted, Hinged Door, Grey	✓		C
783352015075	TC954-15 ●	900VA MULTITAP TFMR, SM Painted, Hinged Door, Grey	✓		C
783352015457	TSS1293-22	1200W, 12-22V, MULTI TAP, Stainless Steel	✓		C
783352015006	TSS354-15 ●	300VA MULTITAP TFMR, SM Stainless, Hinged Door, Stainless Steel	✓		C
783352015013	TSS654-15 ●	600VA MULTITAP TFMR, SM Stainless, Hinged Door, Stainless Steel	✓		C
783352016539	TSS693-22	600W, 12-22V, MULTI TAP, Stainless Steel	✓		C
783352015020	TSS954-15 ●	900VA MULTITAP TFMR, SM Stainless, Hinged Door, Stainless Steel	✓		C
783352016546	TSS993-22	900W, 12-22V, MULTI TAP, Stainless Steel	✓		C

C = Carrollton, Texas

A blue dot "●" beside a blue catalog number indicates item is a recommended distributor shelf stock item.

Pictures are representative of product categories and may not illustrate the exact products listed on the pages of this guide.

Product information may change without notice. Contact your local Philips sales representative for additional product information.



Underwater LED - Low Voltage

UPC Code	Catalog Number	Description	Service Smart	Spec Smart	Stocked In
783352019271	UWUL516-HLED4NFW •	12V, LED, 4 Watts, Narrow Flood, Warm CCT, Bronze	✓		C



Underwater - Line Voltage

UPC Code	Catalog Number	Description	Service Smart	Spec Smart	Stocked In
---	UW1250-N	120V, 250W, T4, Freestanding Underwater; Natural Brass		✓	



Underwater - Low Voltage

UPC Code	Catalog Number	Description	Service Smart	Spec Smart	Stocked In
783352014252	UWL1-A	12V, 10W, T3, Underwater Spread, Black	✓		C
783352014337	UWUL516-H •	12V, 50W, MR16, Micro Underwater; Bronze	✓		C



Lamp Holders

UPC Code	Catalog Number	Description	Service Smart	Spec Smart	Stocked In
783371020319	30KL	150W, Max Lamp Holder	✓		C
783372020325	3300BULK	Lampholder, Smooth Zinc Finish	✓		C
783373020331	3300WHT	Lampholder, White Finish	✓		C
783377020375	6400E	500W Power Beam, Aluminum Finish Enclosed	✓		C
783446021067	V4400	75 W - 300W Natural Aluminum Open Flood	✓		C
783447021073	V4400E	74W - 300W Natural Aluminum Enclosed Flood	✓		C

C = Carrollton, Texas

A blue dot "•" beside a blue catalog number indicates item is a recommended distributor shelf stock item.

Pictures are representative of product categories and may not illustrate the exact products listed on the pages of this guide.

Product information may change without notice. Contact your local Philips sales representative for additional product information.

TMSLIGHTING



SPEC SHEET

HAILEY (QS)



SPEC SHEET

CALVIN (QS)



SPEC SHEET

FORTE (QS)



SPEC SHEET

EMPRESS 1 (QS)



SPEC SHEET

EMPRESS 3 (QS)



SPEC SHEET

SATURN CB (QS)



SPEC SHEET

SATURN LN (QS)



SPEC SHEET

CYLINDER 6 (QS)



SPEC SHEET

SIGN 1 (QS)



SPEC SHEET

SIGN 7 (QS)



SPEC SHEET

SIGN 12 (QS)



SPEC SHEET

SIGN 26 (QS)



SPEC SHEET

FARM LIGHT (QS)



SPEC SHEET

FORTE (QS)



SPEC SHEET

CYLINDER 6 WALL MOUNT



SPEC SHEET

AMHERST GR (QS)



SPEC SHEET

AMHERST HS (QS)



SPEC SHEET

AMHERST OW (QS)



SPEC SHEET

CAMBRIDGE HS (QS)



SPEC SHEET

CAMBRIDGE PR (QS)

TMSLIGHTING



SPEC SHEET
CAMBRIDGE OW2 (QS)



SPEC SHEET
ORILLIA OW6 (QS)



SPEC SHEET
WINDSOR OW5 (QS)



SPEC SHEET
CALVIN WALL MOUNT (QS)



SPEC SHEET
ORILLIA HS (QS)

XPS - 10-Day Express Shipping Option

Did you know that you can get almost 90% of Visa Lighting's Catalog shipped in 10 days?

Deadlines can compromise great designs. At Visa Lighting, we do not believe that tight construction schedules, tenant fit-out and job changes should dictate the quality and style of your project.



Working with the design community to understand this growing concern, Visa Lighting has dedicated resources to provide the most comprehensive offering of products that can ship in 10 days of order. The tools we provide consist of more than 90% of our product line. It is your design - a manufacturer's availability to ship product should not dictate your design.

The Visa difference is 10-day express shipping with minimal up charge. **Simply add the XPS option to the end of the catalog number.** Be sure to check availability for each product and option. You get product when you want it. In return you and your clients receive high quality, high performance, decorative product across a broad range of finishes and our most popular options.

There are no minimum or maximum order restrictions on the use of the XPS option. Visa Lighting's XPS 10-Day Express Shipping Option provides great lighting solutions in your time frame.

OUTDOOR



SPEC SHEET
Advantus



SPEC SHEET
Air Foil



SPEC SHEET
Avatar




SPEC SHEET
Colonnade



SPEC SHEET
Escape



SPEC SHEET
Image



SPEC SHEET
Lightshower



SPEC SHEET
Midland Arts



SPEC SHEET
Midland Crafts




SPEC SHEET
Northridge



SPEC SHEET
Pla



SPEC SHEET
Raven



SPEC SHEET
Sequence



SPEC SHEET
Solaria



SPEC SHEET
Southridge



SPEC SHEET
St Germain



SPEC SHEET
Stylus



SPEC SHEET
Visage



SPEC SHEET
Wave



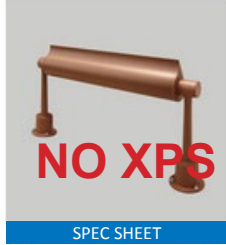
SPEC SHEET
Wrap

OUTDOOR



SPEC SHEET

Advantus



SPEC SHEET


Advantus Ground Mount




SPEC SHEET

Cypress

INDOOR PENDANTS



SPEC SHEET
Air Foil




SPEC SHEET
Apollo




SPEC SHEET
Aries




SPEC SHEET
Ascent




SPEC SHEET
Bantam




SPEC SHEET
Broadway




SPEC SHEET
Capience




SPEC SHEET
Carlton



SPEC SHEET
Cone



SPEC SHEET
Corona




SPEC SHEET
Cylinder



SPEC SHEET
Deck Pendants



SPEC SHEET
Fairfax




SPEC SHEET
Fifth Avenue




SPEC SHEET
Flare




SPEC SHEET
Gemini




SPEC SHEET
Harmony



SPEC SHEET
Infinity Art



SPEC SHEET
Infinity Performance



SPEC SHEET
Miami

INDOOR PENDANTS




SPEC SHEET
Midbay



SPEC SHEET
Midland Arts




SPEC SHEET
Midland Crafts




SPEC SHEET
Norfolk



SPEC SHEET
Olympia



SPEC SHEET
Omnience



NO XPS
SPEC SHEET
Orion



SPEC SHEET
Parallel



NO XPS
SPEC SHEET
Plana




SPEC SHEET
School Haus



SPEC SHEET
Sequence
XPS NOT AVAILABLE FOR ALL
OPTIONS



SPEC SHEET
Sleight



SPEC SHEET
Solo



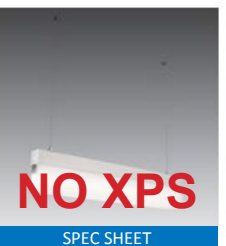
SPEC SHEET
Sphinx



SPEC SHEET
St Germain



SPEC SHEET
Trundle



NO XPS
SPEC SHEET
Wand

INDOOR WALL



Advantus



Air Foil



Alabaster



Apollo



Art Sconce



Ascent



Asta



Avatar



Bantam



Basics



Blush



Bowe



Camber



Carlton



Colonnade




Cone



Cornice



Corona



Crescent



Cypress

INDOOR WALL



Deck



Easel



NO XPS

Effect



NO XPS

Escape



Ether



Ether Wash



Fairfax



Flambeau



NO XPS

Gloss



Linear Art Sconce




NO XPS

Lumisphere GL



Masque



Midland Arts



Midland Crafts



Miami



Miami ID



NO XPS

SPEC SHEET

Merlin



SPEC SHEET

Norfolk



SPEC SHEET

Olympia



NO XPS

SPEC SHEET

Orion

INDOOR WALL



NO XPS

Parallel



Pila



Pinicle



NO XPS

Pinoir



Plana



Pocket



NO XPS

Posh



Raven



Ricochet




Sash



Select



Serenity



NO XPS

Sequence



Sequence Vanish




Shield




NO XPS

Shine




NO XPS

Shuffle



Sleight



Solo



Sphinx

INDOOR WALL

NO XPS

INDOOR CEILING



Advantus



Broadway



Cane



Capience



Capitol



Carlton



Crescent




Ether



Ether Wash



Fairfax



Fifth Avenue



Flare



Merlin



Midbay



Midland Arts



Midland Crafts




Olympia



Omnience



Ovation



Patera

INDOOR CEILING



School Haus



Serenity



Sleight



Solo



St Germain




Trundle



Unity



Visage Ceiling



SPEC SHEET

Wave

TABLE LIGHTING



Lodge



Serenity



South Bay



Unity

Vode Quickship

Introducing Vode Quickship. Now your projects can be fulfilled quickly, easily and efficiently with Vode's highly adaptable linear lighting systems.

Features

- T5 fluorescent product ships in 10 days
- LED product ships in 15 days
- All mounting types available
- Up to 500' (150m) per rail type

Easy to Order

1. Submit purchase order with correct specification codes for all Quickship items.
2. Indicate "Quickship" clearly on order.
3. Orders will be confirmed within one business day.

Terms and Conditions

Product

- Only products listed in the Vode Quickship program qualify for Quickship. See vode.com/quickship
- Consult the factory for orders exceeding 500 feet.

Lead Times / Product Availability

- Lead times do not include weekends or holidays.
- Lead time starts when Vode sends order confirmation to customer.
- While Vode makes every effort to meet or improve lead times, delivery within the indicated lead time is not guaranteed.

Ordering

- Clearly indicate “Quickship” on purchase orders or orders may be entered with standard lead times.
- Complete specification codes are required.
- Orders may be delayed for clarification if specification codes or other details are incomplete, unclear or inaccurate.
- Submittal drawings are not available for Quickship orders.
- Vode issues order confirmation within one business day of receipt of an acceptable purchase order.
- Clearly indicate if partial shipment is not allowed.
- Changes or revisions made to Quickship orders will extend the ship date.
- Cancelled orders result in a 50% restocking charge to the customer.

Freight, Terms and Conditions

- Standard freight and Terms & Conditions apply; see [Vode.com](https://vode.com) for details.
- All items are shipped by ground, best way, EXW Sonoma, CA unless otherwise indicated. Ground freight will not exceed 7% of the order value (US only).
- Expedited freight is available at additional cost.
- All ship dates are estimated.

Rail Types

T5 Fluorescent



WingRail T5 (WG)
4' (1219mm)
8' (2438mm)




QueRail T5 (QU)
4' (1219mm)




RaceRail T5 (RR)
4' (1219mm)




BoxRail T5 (BX)
4' (1219mm)




BeeRail T5 (BE)
4' (1219mm)




BeeFuse T5 (BF)
4' (1219mm)



BoxBaffle T5 (BB)
4' (1219mm)




BowPerf T5 (BP)
4' (1219mm)



QueFuse T5 (QF)
4' (1219mm)



HalfPerf T5 (HP)
4' (1219mm)



WingPerf T5 (WP)
4' (1219mm)

LED



WingRail LED (WG)
4' (1219mm)




BoxRail LED (BX)
4' (1219mm)



RaceRail LED (RR)
4' (1219mm)

Mounting Locations



Wall Mount (WA)


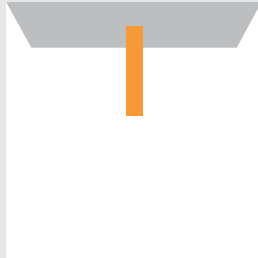
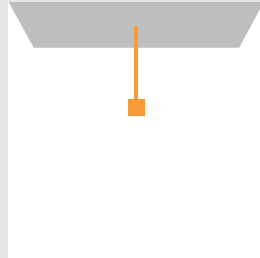


Table Mount (TA)



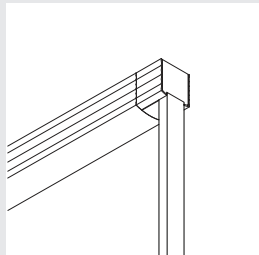
Ceiling Arm (CA)



Ceiling Cord (CC)

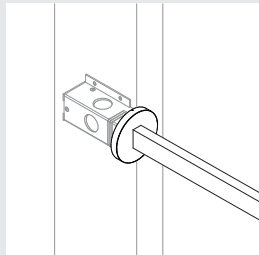
Mounting Hardware

Integral Ballast/Power

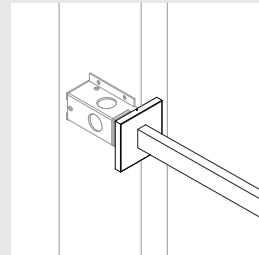


Surface-mounted for T5 Fluorescent (IB) for LED (IP)

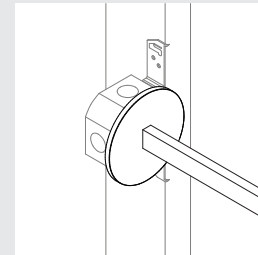
Remote Ballast/Power



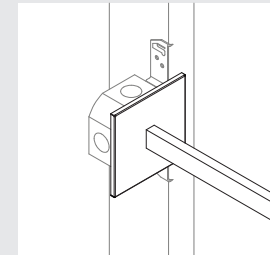
2.5" round canopy (2R)



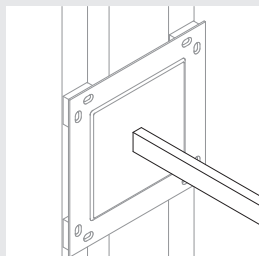
2.5" square canopy (2S)



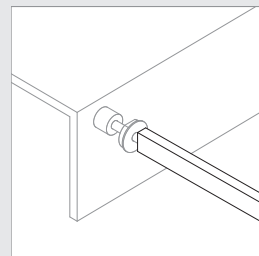
4.5" round canopy (4R)



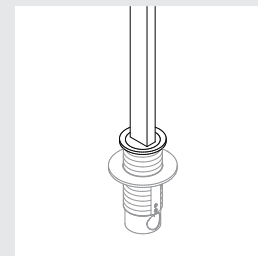
4.5" square canopy (4S)



Zero Canopy (00)











Zero Block (0B)







2" Arm Anchor (2T)

T5 Fluorescent 10 day

	System Code	Rail Type	Single/Double Rail	Length	Layout	Mounting	Arm/Cord Length	Ballast Location	Ballast Type	Voltage	Emergency Ballast	Lamp Type	Finish	Lens/Baffle	Sensors	Options
	105	WG	01	<input type="text"/>	4 8	WA TA CA CC	<i>Arm</i> 1.75" (44mm) 3" (76mm) 6" (152mm) 12" (305mm) 18" (457mm) <i>Cord</i> 60" (1524mm)	<i>Integral</i> IB <i>Remote</i> 00 0B 2R 2S 4R 4S 2T	A H J	1 2 4	<input type="text"/>	HE HO E35 035	AL	0 B	0	0 3 4
				Enter overall system length in multiples of 4' (1219mm) or 8' (2438mm)	Select desired rail length						Specify # desired					
	105	QU	01	<input type="text"/>	4	WA TA CA CC	<i>Arm</i> 1.75" (44mm) 3" (76mm) 6" (152mm) 12" (305mm) 18" (457mm) <i>Cord</i> 60" (1524mm)	<i>Integral</i> IB <i>Remote</i> 00 0B 2R 2S 4R 4S 2T	A H J	1 2 4	<input type="text"/>	HE HO E35 035	AL	0 B	0	0 3 4
				Enter overall system length in multiples of 4' (1219mm)							Specify # desired					
	105	RR	01	<input type="text"/>	4	WA TA CA CC	<i>Arm</i> 1.75" (44mm) 3" (76mm) 6" (152mm) 12" (305mm) 18" (457mm) <i>Cord</i> 60" (1524mm)	<i>Integral</i> IB <i>Remote</i> 00 0B 2R 2S 4R 4S 2T	A H J	1 2 4	<input type="text"/>	HE HO E35 035	AL	0	0	0 3 4
				Enter overall system length in multiples of 4' (1219mm)							Specify # desired					
	105	BX	01	<input type="text"/>	4	WA TA CA CC	<i>Arm</i> 1.75" (44mm) 3" (76mm) 6" (152mm) 12" (305mm) 18" (457mm) <i>Cord</i> 60" (1524mm)	<i>Integral</i> IB <i>Remote</i> 00 0B 2R 2S 4R 4S 2T	A H J	1 2 4	<input type="text"/>	HE HO E35 035	AL	0	0	0 3 4
				Enter overall system length in multiples of 4' (1219mm)							Specify # desired					




For Spec Guide for MLR System T5 Fluorescent: [via.vode.com/105specguideT5](http://vode.com/105specguideT5)

T5 Fluorescent 10 day

	System Code	Rail Type	Single/Double Rail	Length	Layout	Mounting	Arm/Cord Length	Ballast Location	Ballast Type	Voltage	Emergency Ballast	Lamp Type	Finish	Lens/Baffle	Sensors	Options
 <p>BeeRail T5 (BE)</p>	105	BE	01	<input type="text"/> Enter overall system length in multiples of 4' (1219mm)	4	WA TA CA CC	Arm 1.75" (44mm) 3" (76mm) 6" (152mm) 12" (305mm) 18" (457mm) Cord 60" (1524mm)	Integral IB Remote 00 0B 2R 2S 4R 4S 2T	A H J	1 2 4	<input type="text"/> Specify # desired	HE HO E35 035	AL	0	0	0
																3
 <p>BeeFuse T5 (BF)</p>	105	BF	01	<input type="text"/> Enter overall system length in multiples of 4' (1219mm)	4	WA TA CA CC	Arm 1.75" (44mm) 3" (76mm) 6" (152mm) 12" (305mm) 18" (457mm) Cord 60" (1524mm)	Integral IB Remote 00 0B 2R 2S 4R 4S 2T	A H J	1 2 4	<input type="text"/> Specify # desired	HE HO E35 035	AL	0	0	0
																3
 <p>BoxBaffle T5 (BB)</p>	105	BB	01	<input type="text"/> Enter overall system length in multiples of 4' (1219mm)	4	WA TA CA CC	Arm 1.75" (44mm) 3" (76mm) 6" (152mm) 12" (305mm) 18" (457mm) Cord 60" (1524mm)	Integral IB Remote 00 0B 2R 2S 4R 4S 2T	A H J	1 2 4	<input type="text"/> Specify # desired	HE HO E35 035	AL	0	0	0
																3
 <p>BowPerf T5 (BP)</p>	105	BP	01	<input type="text"/> Enter overall system length in multiples of 4' (1219mm)	4	WA TA CA CC	Arm 1.75" (44mm) 3" (76mm) 6" (152mm) 12" (305mm) 18" (457mm) Cord 60" (1524mm)	Integral IB Remote 00 0B 2R 2S 4R 4S 2T	A H J	1 2 4	<input type="text"/> Specify # desired	HE HO E35 035	AL	0	0	0
																3




For Spec Guide for MLR System T5 Fluorescent: [via.vode.com/105specguideT5](http://vode.com/105specguideT5)

T5 Fluorescent 10 day

	System Code	Rail Type	Single/Double Rail	Length	Layout	Mounting	Arm/Cord Length	Ballast Location	Ballast Type	Voltage	Emergency Ballast	Lamp Type	Finish	Lens/Baffle	Sensors	Options
 <p>QueFuse T5 (QF)</p>	105	QF	01	<input type="text"/> Enter overall system length in multiples of 4' (1219mm)	4	WA TA CA CC	Arm 1.75" (44mm) 3" (76mm) 6" (152mm) 12" (305mm) 18" (457mm) Cord 60" (1524mm)	Integral IB Remote 00 0B 2R 2S 4R 4S 2T	A H J	1 2 4	<input type="text"/> Specify # desired	HE HO E35 035	AL	0	0	0
																3
 <p>HalfPerf T5 (HP)</p>	105	HP	01	<input type="text"/> Enter overall system length in multiples of 4' (1219mm)	4	WA TA CA CC	Arm 1.75" (44mm) 3" (76mm) 6" (152mm) 12" (305mm) 18" (457mm) Cord 60" (1524mm)	Integral IB Remote 00 0B 2R 2S 4R 4S 2T	A H J	1 2 4	<input type="text"/> Specify # desired	HE HO E35 035	AL	0	0	0
																3
 <p>WingPerf T5 (WP)</p>	105	WP	01	<input type="text"/> Enter overall system length in multiples of 4' (1219mm)	4	WA TA CA CC	Arm 1.75" (44mm) 3" (76mm) 6" (152mm) 12" (305mm) 18" (457mm) Cord 60" (1524mm)	Integral IB Remote 00 0B 2R 2S 4R 4S 2T	A H J	1 2 4	<input type="text"/> Specify # desired	HE HO E35 035	AL	0	0	0
																3

For Spec Guide for MLR System T5 Fluorescent: [via.vode.com/105specguideT5](http://vode.com/105specguideT5)

LED
15 day

	System Code	Rail Type	Single/Double Rail	Length	Layout	Mounting	Arm Length	Power Location	Power Supply	Voltage	Emergency Ballast	LED Type	Lumen Output	Color Temperature	Optics	Sensors	Finish	Options
 <p>WingRail LED (WG)</p>	107	WG	01	<input type="text"/> <p>Enter overall system length in multiples of 4' (1219mm)</p>	4	WA TA CA	1.75" (44mm) 3" (76mm) 6" (152mm) 12" (305mm) 18" (457mm)	<i>Integral</i> IP	AA	1	0	Z	SO	35	0	0	AL	0
								<i>Remote</i> 00 0B 2R 2S 4R 4S 2T	AE	2		HO*	1			1		
 <p>BoxRail LED (BX)</p>	107	BX	01	<input type="text"/> <p>Enter overall system length in multiples of 4' (1219mm)</p>	4	WA TA CA	1.75" (44mm) 3" (76mm) 6" (152mm) 12" (305mm) 18" (457mm)	<i>Integral</i> IP	AA	1	0	Z	SO	35	0	0	AL	0
								<i>Remote</i> 00 0B 2R 2S 4R 4S 2T	AE	2		HO*	1			1		
 <p>RaceRail LED (RR)</p>	107	RR	01	<input type="text"/> <p>Enter overall system length in multiples of 4' (1219mm)</p>	4	WA TA CA	1.75" (44mm) 3" (76mm) 6" (152mm) 12" (305mm) 18" (457mm)	<i>Integral</i> IP	AA	1	0	Z	SO	35	0	0	AL	0
								<i>Remote</i> 00 0B 2R 2S 4R 4S 2T	AE	2		HO*	1			1		

*HO not available with IP option

For Spec Guide for MLR System LED: via.vode.com/107specguideLED

WILA LIGHTING 2-5 DAY LEAD TIME. UP TO 100 UNITS FOR THE 608 LED CYLINDER AND 621 LED RECESSED DOWNLIGHT



621 RECESSED LED DOWNLIGHT-4"



621 RECESSED LED DOWNLIGHT-6"



S608 SURFACE MOUNT CYLINDER-6"



P608 PENDANT MOUNT CYLINDER-6"



RP608 PENDANT MOUNT CYLINDER-6"

example: catalog# **621 - 543** reflector **SA** beam **60** voltage **120** driver **BDIM** LiteOptic™ **DFS4**

catalog #	lumen	aperture	kelvin	reflector finish	beam spread	voltage	driver	LiteOptic™				
621 - 543	1000lm	4"	3000K	SA specular DA diffuse	20 20° 40 40° 60 60°	120 120V 277 277V	blank non dimming BDIM 0-10v dimming	blank open trim DFS4 4", diffuse				
621 - 549			3500K									
621 - 743	2200lm		3000K									
621 - 749			3500K									
621 - 563	1000lm	6"	3000K					SA specular DA diffuse	20 20° 40 40° 60 60°	120 120V 277 277V	blank non dimming BDIM 0-10v dimming	blank open trim DFS6 6", diffuse
621 - 569			3500K									
621 - 763	2200lm		3000K									
621 - 769			3500K									
621 - 863	3000lm		3000K									
621 - 869			3500K									

example: series **S608** catalog# **669** reflector **SA** beam **40** finish **WH** voltage **277** driver **BDIM** LiteOptic™ **DFSA**

series	catalog #	lumen	aperture	kelvin	reflector finish	beam spread	finish	voltage	driver	LiteOptic™
S608 P608 RP608	563	1000lm	6"	3000K	SA specular DA diffuse	20 20° 40 40° 60 60° 80 80°	WH white	120 120V 277 277V	blank non dimming BDIM 0-10v dimming	blank open trim DFS6 6", diffuse
	569			3500K						
	663	1500lm		3000K						
	669			3500K						
	763	2200lm		3000K						
	769			3500K						
	863	3000lm		3000K						
	869			3500K						



Quick Ship Program

Effective February 17, 2014
Supersedes all previous
guides

ZOOM! 10 Days Program
Ready to Ship Program



Zumtobel ZOOM! 10 days: Product ships within 10 business days if received by 12 PM ET. Maximum quantities are listed on each page. Please see further for terms and conditions.

Zumtobel Ready to Ship (RTS): Product ships within 2 business days if received by 12 PM ET. Maximum quantities are listed on each page. Please see further for terms and conditions.

A) BASYS LED RECESSED 4" LED ROUND	4-11
<ol style="list-style-type: none"> 1. ZOOM!-----16W—27K Downlight & Wallwasher 2. RTS-----16W—25W—30K Downlight & Wallwasher 3. RTS-----16W—25W—35K Downlight & Wallwasher 4. ZOOM!-----16W---25W—35K Downlight & Wallwasher 	
B) BASYS LED RECESSED 4" LED SQUARE	12-19
<ol style="list-style-type: none"> 1. ZOOM!----16W—27K Downlight & Wallwasher 2. RTS-----16W—25W—30K Downlight & Wallwasher 3. RTS-----16W—25W—35K Downlight & Wallwasher 4. ZOOM!----16W—25W—35K Downlight & Wallwasher 	
C) BASYS LED RECESSED 6" LED ROUNDS	20-21
<ol style="list-style-type: none"> 1. ZOOM!----25W—35K Downlight & Wallwasher 2. ZOOM!----42W—35K Downlight 	
D) BASYS LED RECESSED 6" SQUARE	22-23
<ol style="list-style-type: none"> 1. ZOOM!----25W—35K Downlight & Wallwasher 2. ZOOM!----42W—35K Downlight 	
E) SPEC 5 CFL RECESSED 6"	24-26
<ol style="list-style-type: none"> 1. RTS---- CFL---UNV—347V (S3) Downlight & Wallwasher 2. RTS----CFL—0-10V (DU) Downlight & Wallwasher 3. RTS----CFL—ADVANCED MARK X Downlight & Wallwasher 	
F) ZOOM! ---- GLOBAL TRAC	27
G) KAVEROS LED TRACK HEAD	28
<ol style="list-style-type: none"> 1. ZOOM!----12W—27K—30K SMALL FIXTURE 2. ZOOM!----18W—30K MEDIUM FIXTURE 3. ZOOM!---- 18W—30K LARGE FIXTURE 	
H) ML4 OPAL 2 X 2 FLUORESCENT RECESSED	29-30
<ol style="list-style-type: none"> 1. RTS---- (2) 14W T5 2. ZOOM!----(2) 24W T5HO 	
I) ML4 OPAL 2 X 4 FLUORESCENT RECESSED	31-32
<ol style="list-style-type: none"> 1. ZOOM!----(2) 28W T5—(2) 54W T5HO—(2) 32W T8 	
J) ML4 OPAL 1 X 4 FLUORESCENT RECESSED	33-35
<ol style="list-style-type: none"> 1. ZOOM!----(1) 28W T5—(1) 54W T5HO-- (2) 28W T5—(2) 32WT8 	
K) SLOTLIGHT FLUORESCENT (1) T5—(1) T5HO—(1) T8	36-40
<ol style="list-style-type: none"> 1. ZOOM!----FOR INDIVIDUAL SHEETROCK APPLICATION 2. ZOOM!----FOR CONTINUOUS RUNS SHEETROCK APPLICATION 3. ZOOM!---- FOR GRID CEILING 	
L) ZOOM! ---- ZX52 FLUORESCENT	41-42



ZOOM! 10 Days Terms & Conditions

- ZOOM! 10 Days products ship within (10) business days if received by 12:00pm ET. ZOOM! 10 Days orders received after 12:00pm ET ship within (11) business days.
- Place your order through your Zumtobel client services representative.
- Maximum quantities are listed on each page. For orders requiring more than the shown maximum quantities, please contact your Zumtobel client services representative to work out a shipping schedule.
- Mixed orders (containing ZOOM! 10 Days items, and non-ZOOM! 10 Days items) will be given a ship date of the longest lead time on the order unless we are able to ship earlier. To avoid misunderstandings, we suggest that you place a separate order for ZOOM! 10 Days items.
- Freight allowance for ZOOM! 10 Days orders requires a minimum \$2,000 order.
- Standard Zumtobel Lighting Terms & Conditions (as they appear in our Price Guide) apply. Contact your Zumtobel client services representative for more information.

Ready To Ship Terms & Conditions

- In stock Ready To Ship products ship within (2) business days if received by 12:00pm ET. Ready To Ship orders received after 12:00pm ET ship within (3) business days.
- Check available quantities online at www.zliorderstatus.com. Place your order by emailing ZOOM!Stock@zumtobel.com. For orders requiring more than the shown available quantities, please contact your Zumtobel client services representative to work out a shipping schedule.
- Mixed orders (containing Ready To Ship, and non-Ready To Ship items) will be given a ship date of the longest lead time on the order unless we are able to ship earlier. To avoid misunderstandings, we suggest that you place a separate order for Ready To Ship items.
- If an item is not in stock, we will ship up to 50 pieces within 10 days. For larger quantities, please contact your Zumtobel client services representative.
- Freight allowance for Ready To Ship orders requires a minimum \$2,000 order.
- Standard Zumtobel Lighting Terms & Conditions (as they appear in our Price Guide) apply. Contact your Zumtobel Lighting client services representative for more information.



BASYS LED

- All options come with Dimming Driver, Clear Semi-Specular Reflector, and Natural or White Flange.
- Designed and built for maximum visual comfort, performance, and efficacy.
- Shallow 4 15/16" housing is perfect for applications with restricted plenum space.
- No visible LED "dots".
- Optimized thermal management, and built-in heat sink.
- CCT=2700K, CRI = 85 typical.
- FIF 758

**4" Round, 16W
2700K
Downlight**

BASYS LED Housing

ZOOM! 10 Days	BR4DLED	16W	K27	MS55				
	HOUSING	WATTAGE	CCT	DISTRIBUTION	DRIVER	OPTIONS	ORDERING PART NUMBER	MAX QTY
BR4DLED BASYS Round 4" Recessed Downlight	16W 1000 lm	K27 2700K	MS55 Medium Distribution 55° cutoff	D1 Standard 0-10V Dimming Driver, 10%, 120V	-	11003843	30	
					EM1 Standby Battery Pack, 5W, 290 lm, 120V	11006861	10	
				D2 Standard 0-10V Dimming Driver, 10%, 277V	-	11006093	30	
					EM2 Standby Battery Pack, 5W, 290 lm, 277V	11019342	10	

BASYS LED Trim

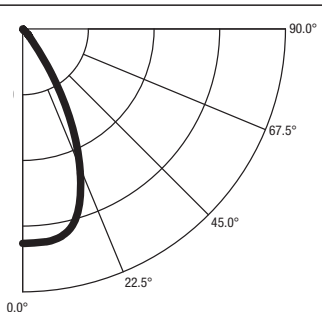
ZOOM! 10 Days	BR4DLED	55	CS				
	TRIM	CUTOFF	TRIM FINISH	FLANGE	OPTIONS	ORDERING PART NUMBER	
BR4DLED BASYS Round 4" Recessed Downlight	55 55° cutoff	CS Clear Semi-Specular	N Natural	-	-	05507842	
					E Standby Battery Pack, test switch	05508121	
			W White	-	-	05507845	
					E Standby Battery Pack, test switch	05508839	

BASYS LED Mounting

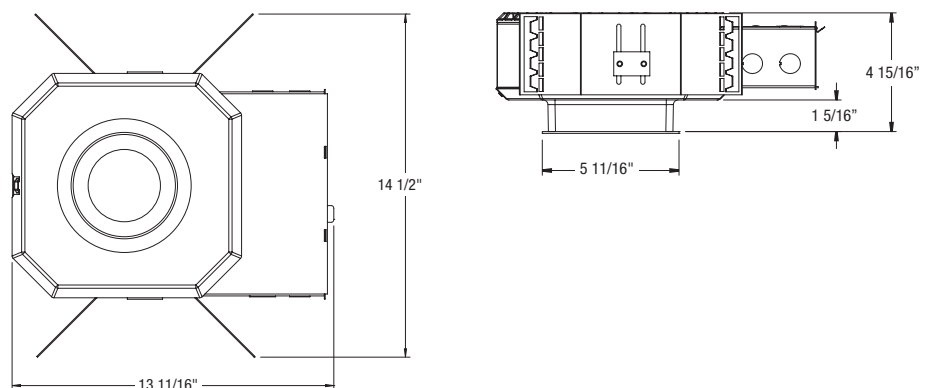
ZOOM! 10 Days	9930	9930
	MOUNTING DESCRIPTION	ORDERING PART NUMBER
	9930 Set of two 27" C-Channel mounting bars	9930

Photometry

Candela Distribution



Fixture Dimensions





BASYS LED

- All options come with Dimming Driver, Clear Semi-Specular Reflector, and Natural or White Flange.
- Designed and built for maximum visual comfort, performance, and efficacy.
- Shallow 4 15/16" housing is perfect for applications with restricted plenum space.
- No visible LED "dots".
- Optimized thermal management, and built-in heat sink.
- CCT=2700K, CRI = 85 typical.
- FIF 759

**4" Round, 16W
2700K
Wallwasher**

BASYS LED Housing

ZOOM! 10 Days	BR4WLED	16W	K27	-	-	-		
	HOUSING	WATTAGE	CCT	DISTRIBUTION	DRIVER	OPTIONS	ORDERING PART NUMBER	MAX QTY
	BR4WLED BASYS Round 4" Recessed Wallwasher	16W 700 lm	K27 2700K	-	D1 Standard 0-10V Dimming Driver, 10%, 120V D2 Standard 0-10V Dimming Driver, 10%, 277V	-	11019344	10

BASYS LED Trim

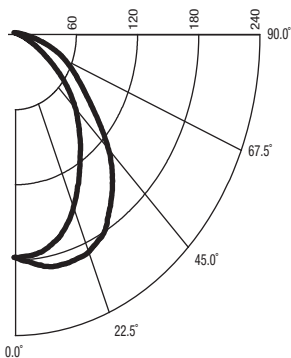
ZOOM! 10 Days	BR4WLED	-	CS	-		
	TRIM	CUTOFF	TRIM FINISH	FLANGE	OPTIONS	ORDERING PART NUMBER
	BR4WLED BASYS Round 4" Recessed Wallwasher	-	CS Clear Semi-Specular	N Natural W White	-	05510044 05510062

BASYS LED Mounting

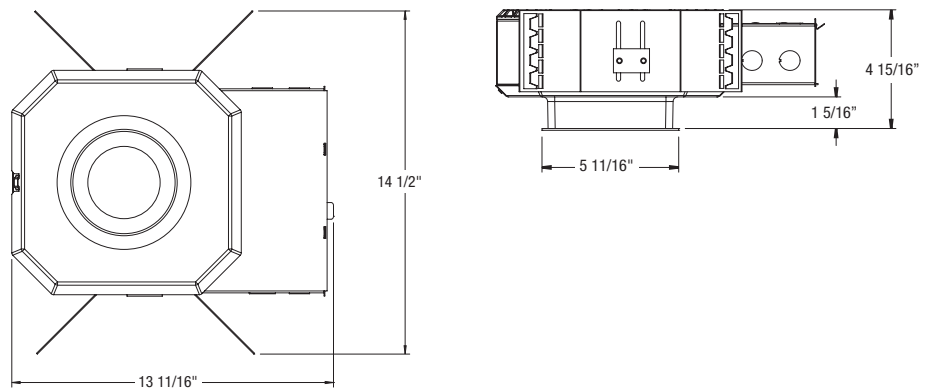
ZOOM! 10 Days	9930	9930
	MOUNTING DESCRIPTION	ORDERING PART NUMBER
	9930 Set of two 27" C-Channel mounting bars	9930

Photometry

Candela Distribution



Fixture Dimensions





BASYS LED

- All options come with Dimming Driver, Clear Semi-Specular Reflector, and Natural Flange.
- Designed and built for maximum visual comfort, performance, and efficacy.
- Shallow 4 15/16" housing is perfect for applications with restricted plenum space.
- No visible LED "dots".
- Optimized thermal management, and built-in heat sink.
- CCT=3000K, CRI = 85 typical.
- FIF 758

4" Round,
16W and 25W
3000K Downlight



BASYS LED Housing

RTS	BR4DLED		K30	MS55				
	HOUSING	WATTAGE	CCT	DISTRIBUTION	DRIVER	OPTIONS	ORDERING PART NUMBER	MAX QTY
RTS	BR4DLED BASYS Round 4" Recessed Downlight	16W 1000 lm	K30 3000K	MS55 Medium Distribution 55° cutoff	D1 Standard 0-10V Dimming Driver, 10%, 120V	-	11005440	100
						EM1 Standby Battery Pack, 5W, 290 lm, 120V	11006094	15
					D2 Standard 0-10V Dimming Driver, 10%, 277V	-	11001558	20
						EM2 Standby Battery Pack, 5W, 290 lm, 277V	11001599	5
		25W 1400 lm	K30 3000K	MS55 Medium Distribution 55° cutoff	D1 Standard 0-10V Dimming Driver, 10%, 120V	-	11006398	100
						EM1 Standby Battery Pack, 5W, 290 lm, 120V	11006394	15
					D2 Standard 0-10V Dimming Driver, 10%, 277V	-	11002104	20
						EM2 Standby Battery Pack, 5W, 290 lm, 277V	11017159	5

BASYS LED Trim

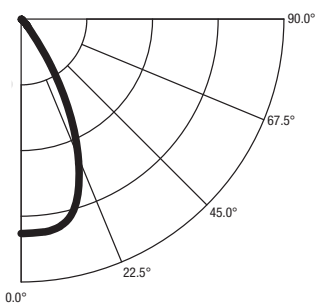
RTS	BR4DLED	55	CS	N		
	TRIM	CUTOFF	TRIM FINISH	FLANGE	OPTIONS	ORDERING PART NUMBER
RTS	BR4DLED BASYS Round 4" Recessed Downlight	55 55° cutoff	CS Clear Semi-Specular	N Natural	-	05507842
					E Standby Battery Pack, test switch	05508121

BASYS LED Mounting

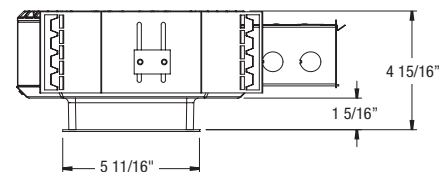
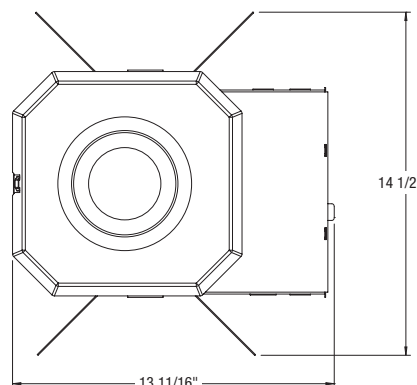
RTS	9930	9930
	MOUNTING DESCRIPTION	ORDERING PART NUMBER
RTS	9930 Set of two 27" C-Channel mounting bars	9930

Photometry

Candela Distribution



Fixture Dimensions





BASYS LED

- All options come with Dimming Driver, Clear Semi-Specular Reflector, and Natural Flange.
- Designed and built for maximum visual comfort, performance, and efficacy.
- Shallow 4 15/16" housing is perfect for applications with restricted plenum space.
- No visible LED "dots".
- Optimized thermal management, and built-in heat sink.
- CCT=3000K, CRI = 85 typical.
- FIF 759

4" Round,
16W and 25W
3000K Wallwasher



BASYS LED Housing

RTS	BR4WLED		K30	-		-		
	HOUSING	WATTAGE	CCT	DISTRIBUTION	DRIVER	OPTIONS	ORDERING PART NUMBER	MAX QTY
RTS	BR4WLED BASYS Round 4" Recessed Wallwasher	16W 700 lm	K30 3000K	-	D1 Standard 0-10V Dimming Driver, 10%, 120V	-	11006392	35
					D2 Standard 0-10V Dimming Driver, 10%, 277V	-	11017158	15
	25W 980 lm	K30 3000K	-	D1 Standard 0-10V Dimming Driver, 10%, 120V	-	11004638	35	
				D2 Standard 0-10V Dimming Driver, 10%, 277V	-	11017215	15	

BASYS LED Trim

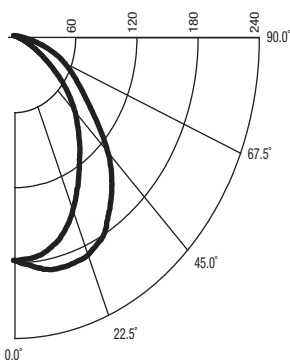
RTS	BR4WLED	-	CS	N	-	05510044
	TRIM	CUTOFF	TRIM FINISH	FLANGE	OPTIONS	ORDERING PART NUMBER
RTS	BR4WLED BASYS Round 4" Recessed Wallwasher	-	CS Clear Semi-Specular	N Natural	-	05510044

BASYS LED Mounting

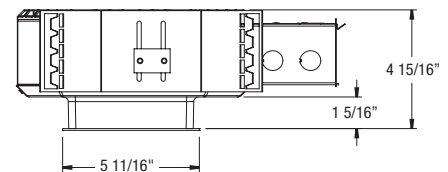
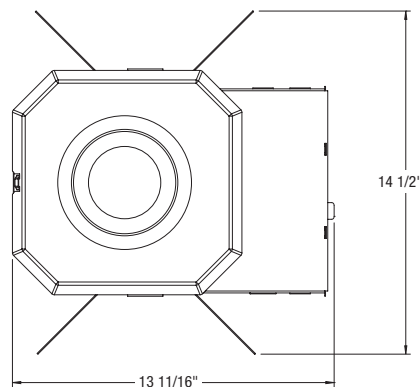
RTS	9930	9930
	MOUNTING DESCRIPTION	ORDERING PART NUMBER
RTS	9930 Set of two 27" C-Channel mounting bars	9930

Photometry

Candela Distribution



Fixture Dimensions





BASYS LED

- All options come with Dimming Driver, Clear Semi-Specular Reflector, and Natural Flange.
- Designed and built for maximum visual comfort, performance, and efficacy.
- Shallow 4 15/16" housing is perfect for applications with restricted plenum space.
- No visible LED "dots".
- Optimized thermal management, and built-in heat sink.
- CCT=3500K, CRI = 85 typical.
- FIF 758

4" Round,
16W and 25W
3500K Downlight



BASYS LED Housing

RTS	BR4DLED		K35	MS55				
	HOUSING	WATTAGE	CCT	DISTRIBUTION	DRIVER	OPTIONS	ORDERING PART NUMBER	MAX QTY
BR4DLED BASYS Round 4" Recessed Downlight	16W	1000 lm	K35 3500K	MS55 Medium Distribution 55° cutoff	D1 Standard 0-10V Dimming Driver, 10%, 120V	-	05361626	100
						EM1 Standby Battery Pack, 5W, 290 lm, 120V	05361630	15
	25W	1400 lm	K35 3500K	MS55 Medium Distribution 55° cutoff	D2 Standard 0-10V Dimming Driver, 10%, 277V	-	11002783	20
						EM2 Standby Battery Pack, 5W, 290 lm, 277V	11002784	5
	25W	1400 lm	K35 3500K	MS55 Medium Distribution 55° cutoff	D1 Standard 0-10V Dimming Driver, 10%, 120V	-	05361625	100
						EM1 Standby Battery Pack, 5W, 290 lm, 120V	05361629	15
				D2 Standard 0-10V Dimming Driver, 10%, 277V	-	11017217	20	
					EM2 Standby Battery Pack, 5W, 290 lm, 277V	11017163	5	

BASYS LED Trim

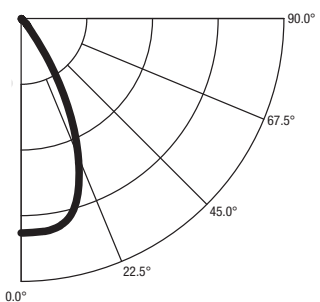
RTS	BR4DLED	55	CS	N		
	TRIM	CUTOFF	TRIM FINISH	FLANGE	OPTIONS	ORDERING PART NUMBER
BR4DLED BASYS Round 4" Recessed Downlight		55 55° cutoff	CS Clear Semi-Specular	N Natural	-	05507842
					E Standby Battery Pack, test switch	05508121

BASYS LED Mounting

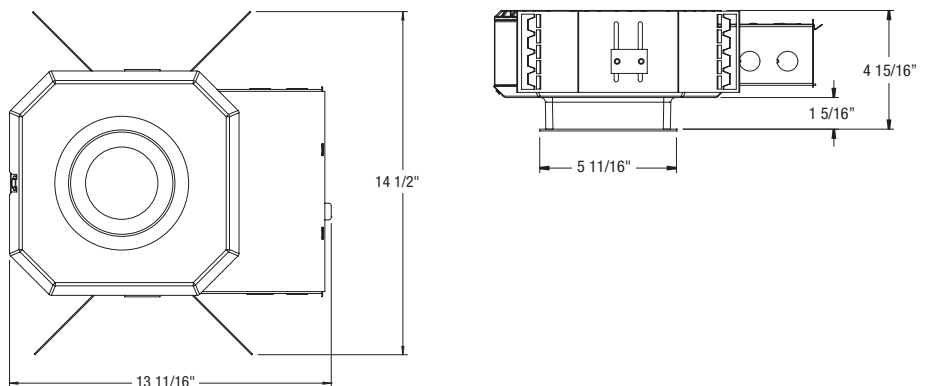
RTS	9930	9930
	MOUNTING DESCRIPTION	ORDERING PART NUMBER
	9930 Set of two 27" C-Channel mounting bars	9930

Photometry

Candela Distribution



Fixture Dimensions





BASYS LED

- All options come with Dimming Driver, Clear Semi-Specular Reflector, and White Flange.
- Designed and built for maximum visual comfort, performance, and efficacy.
- Shallow 4 15/16" housing is perfect for applications with restricted plenum space.
- No visible LED "dots".
- Optimized thermal management, and built-in heat sink.
- CCT=3500K, CRI = 85 typical.
- FIF 758

4" Round,
16W and 25W
3500K Downlight



BASYS LED Housing

ZOOM! 10 Days	BR4DLED		K35	MS55					
	HOUSING	WATTAGE	CCT	DISTRIBUTION	DRIVER	OPTIONS	ORDERING PART NUMBER	MAX QTY	
BR4DLED BASYS Round 4" Recessed Downlight	16W	1000 lm	K35	3500K	MS55 Medium Distribution 55° cutoff	D1 Standard 0-10V Dimming Driver, 10%, 120V	-	05361626	75
						EM1 Standby Battery Pack, 5W, 290 lm, 120V	05361630	25	
	25W	1400 lm	K35	3500K	MS55 Medium Distribution 55° cutoff	D2 Standard 0-10V Dimming Driver, 10%, 277V	-	11002783	75
						EM2 Standby Battery Pack, 5W, 290 lm, 277V	11002784	25	
	D1 Standard 0-10V Dimming Driver, 10%, 120V	-	05361625	75					
		EM1 Standby Battery Pack, 5W, 290 lm, 120V	05361629	25					
D2 Standard 0-10V Dimming Driver, 10%, 277V	-	11017217	75						
	EM2 Standby Battery Pack, 5W, 290 lm, 277V	11017163	25						

BASYS LED Trim

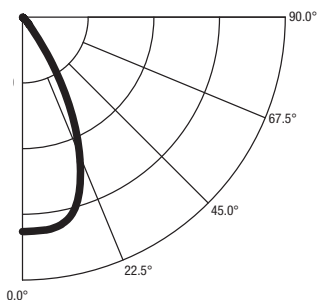
ZOOM! 10 Days	BR4DLED	55	CS	W	-			
	TRIM	CUTOFF	TRIM FINISH	FLANGE	OPTIONS	ORDERING PART NUMBER		
BR4DLED BASYS Round 4" Recessed Downlight	55	55° cutoff	CS	Clear Semi-Specular	W	White	-	05507845
							E Standby Battery Pack, test switch	05508839

BASYS LED Mounting

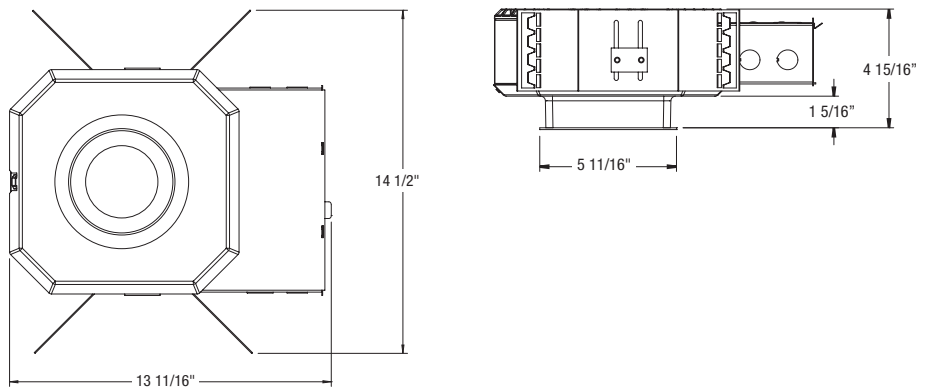
ZOOM! 10 Days	9930	9930
	MOUNTING DESCRIPTION	ORDERING PART NUMBER
9930 Set of two 27" C-Channel mounting bars	9930	9930

Photometry

Candela Distribution



Fixture Dimensions





BASYS LED

- All options come with Dimming Driver, Clear Semi-Specular Reflector, and Natural Flange.
- Designed and built for maximum visual comfort, performance, and efficacy.
- Shallow 4 15/16" housing is perfect for applications with restricted plenum space.
- No visible LED "dots".
- Optimized thermal management, and built-in heat sink.
- CCT=3500K, CRI = 85 typical.
- FIF 759

4" Round,
16W and 25W
3500K Wallwasher



BASYS LED Housing

RTS	BR4WLED		K35	-		-		
	HOUSING	WATTAGE	CCT	DISTRIBUTION	DRIVER	OPTIONS	ORDERING PART NUMBER	MAX QTY
RTS	BR4WLED BASYS Round 4" Recessed Wallwasher	16W 700 lm	K35 3500K	-	D1 Standard 0-10V Dimming Driver, 10%, 120V	-	05361628	35
					D2 Standard 0-10V Dimming Driver, 10%, 277V	-	11004384	15
		25W 980 lm	K35 3500K	-	D1 Standard 0-10V Dimming Driver, 10%, 120V	-	05361627	35
					D2 Standard 0-10V Dimming Driver, 10%, 277V	-	11017218	15

BASYS LED Trim

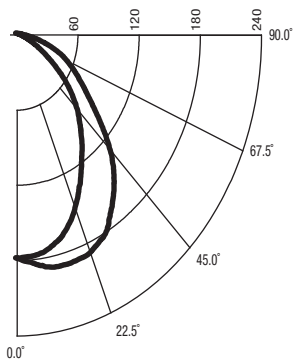
RTS	BR4WLED	-	CS	N	-	05510044
	TRIM	CUTOFF	TRIM FINISH	FLANGE	OPTIONS	ORDERING PART NUMBER
RTS	BR4WLED BASYS Round 4" Recessed Wallwasher	-	CS Clear Semi-Specular	N Natural	-	05510044

BASYS LED Mounting

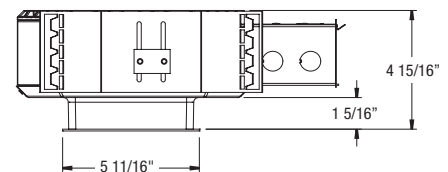
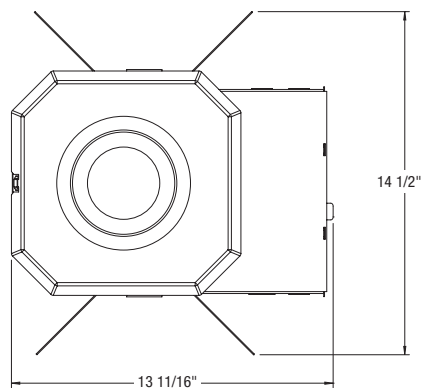
RTS	9930	9930
	MOUNTING DESCRIPTION	ORDERING PART NUMBER
RTS	9930 Set of two 27" C-Channel mounting bars	9930

Photometry

Candela Distribution



Fixture Dimensions





BASYS LED

- All options come with Dimming Driver, Clear Semi-Specular Reflector, and White Flange.
- Designed and built for maximum visual comfort, performance, and efficacy.
- Shallow 4 15/16" housing is perfect for applications with restricted plenum space.
- No visible LED "dots".
- Optimized thermal management, and built-in heat sink.
- CCT=3500K, CRI = 85 typical.
- FIF 759

4" Round,
16W and 25W
3500K Wallwasher



BASYS LED Housing

ZOOM! 10 Days	BR4WLED		K35	-		-		
	HOUSING	WATTAGE	CCT	DISTRIBUTION	DRIVER	OPTIONS	ORDERING PART NUMBER	MAX QTY
ZOOM! 10 Days	BR4WLED BASYS Round 4" Recessed Wallwasher	16W 700 lm	K35 3500K	-	D1 Standard 0-10V Dimming Driver, 10%, 120V	-	05361628	75
					D2 Standard 0-10V Dimming Driver, 10%, 277V	-	11004384	75
	25W 980 lm	K35 3500K	-	D1 Standard 0-10V Dimming Driver, 10%, 120V	-	05361627	75	
				D2 Standard 0-10V Dimming Driver, 10%, 277V	-	11017218	75	

BASYS LED Trim

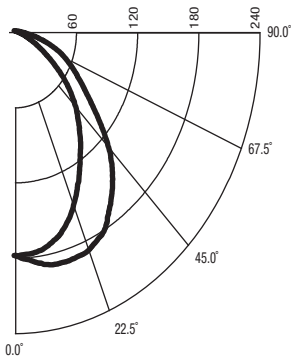
ZOOM! 10 Days	BR4WLED	-	CS	W	-	05510062
	TRIM	CUTOFF	TRIM FINISH	FLANGE	OPTIONS	ORDERING PART NUMBER
ZOOM! 10 Days	BR4WLED BASYS Round 4" Recessed Wallwasher	-	CS Clear Semi-Specular	W White	-	05510062

BASYS LED Mounting

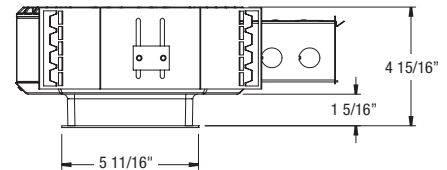
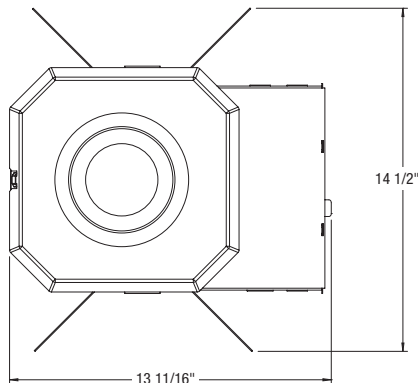
ZOOM! 10 Days	9930	9930
	MOUNTING DESCRIPTION	ORDERING PART NUMBER
ZOOM! 10 Days	9930 Set of two 27" C-Channel mounting bars	9930

Photometry

Candela Distribution



Fixture Dimensions





BASYS LED

- All options come with Dimming Driver, Clear Brushed Reflector, and Natural or White Flange.
- Designed and built for maximum visual comfort, performance, and efficacy.
- Shallow 4 15/16" housing is perfect for applications with restricted plenum space.
- No visible LED "dots".
- Optimized thermal management, and built-in heat sink.
- CCT=2700K, CRI = 85 typical.
- FIF 756

4" Square, 16W 2700K Downlight

BASYS LED Housing

ZOOM! 10 Days	BS4DLED	16W	K27	MS55					
	HOUSING	WATTAGE	CCT	DISTRIBUTION	DRIVER	OPTIONS	ORDERING PART NUMBER	MAX QTY	
BS4DLED BASYS Square 4" Recessed Downlight	16W	1000 lm	K27	2700K	MS55 Medium Distribution 55° cutoff	D1 Standard 0-10V Dimming Driver, 10%, 120V	-	11005186	30
							EM1 Standby Battery Pack, 5W, 290 lm, 120V	11005187	10
						D2 Standard 0-10V Dimming Driver, 10%, 277V		11008880	30
							EM2 Standby Battery Pack, 5W, 290 lm, 277V	11019343	10

BASYS LED Trim

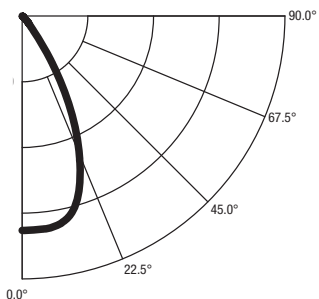
ZOOM! 10 Days	BS4DLED	55	CB					
	TRIM	CUTOFF	TRIM FINISH	FLANGE	OPTIONS	ORDERING PART NUMBER		
BS4DLED BASYS Square 4" Recessed Downlight		55	55° cutoff	CB	Clear Brushed	N Natural	-	05507863
						E Standby Battery Pack, test switch	11005130	
						W White	-	05507866
						E Standby Battery Pack, test switch	05361640	

BASYS LED Mounting

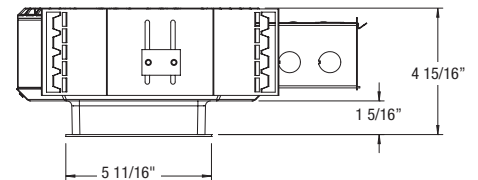
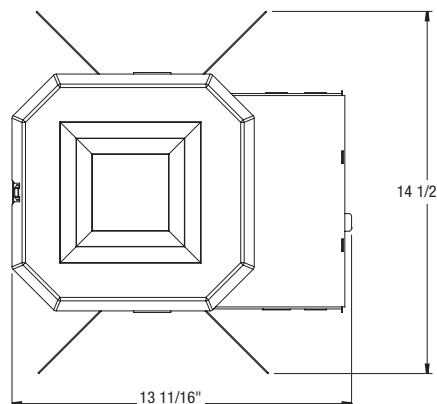
ZOOM! 10 Days	9930	9930
	MOUNTING DESCRIPTION	ORDERING PART NUMBER
	9930 Set of two 27" C-Channel mounting bars	9930

Photometry

Candela Distribution



Fixture Dimensions





BASYS LED

- All options come with Dimming Driver, Clear Brushed Reflector, and Natural or White Flange.
- Designed and built for maximum visual comfort, performance, and efficacy.
- Shallow 4 15/16" housing is perfect for applications with restricted plenum space.
- No visible LED "dots".
- Optimized thermal management, and built-in heat sink.
- CCT=2700K, CRI = 85 typical.
- FIF 757

**4" Square, 16W
2700K Wallwasher**

BASYS LED Housing

ZOOM! 10 Days	BS4WLED	16W	K27	-	-	-	ORDERING PART NUMBER	MAX QTY
	HOUSING	WATTAGE	CCT	DISTRIBUTION	DRIVER	OPTIONS		
	BS4WLED BASYS Square 4" Recessed Wallwasher	16W 700 lm	K27 2700K	-	D1 Standard 0-10V Dimming Driver, 10%, 120V	-	11019346	10
				D2 Standard 0-10V Dimming Driver, 10%, 277V	-	11003837	10	

BASYS LED Trim

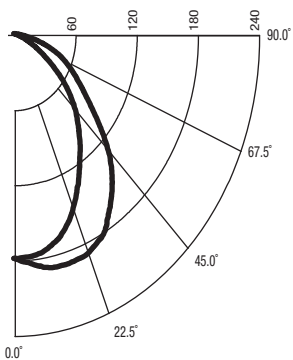
ZOOM! 10 Days	BS4WLED	-	CB	-	-	ORDERING PART NUMBER
	TRIM	CUTOFF	TRIM FINISH	FLANGE	OPTIONS	
	BS4WLED BASYS Square 4" Recessed Wallwasher	-	CB Clear Brushed	N Natural	-	05510050
			W White	-	05516512	

BASYS LED Mounting

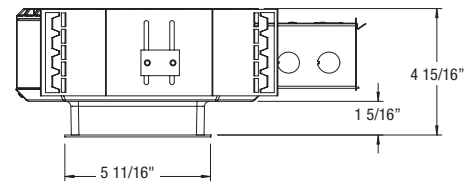
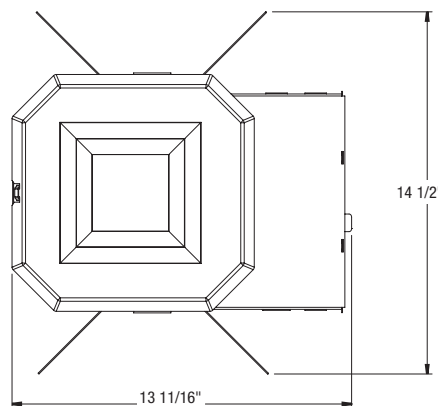
ZOOM! 10 Days	9930	9930
	MOUNTING DESCRIPTION	ORDERING PART NUMBER
	9930 Set of two 27" C-Channel mounting bars	9930

Photometry

Candela Distribution



Fixture Dimensions





BASYS LED

- All options come with Dimming Driver, Clear Brushed Reflector, and Natural Flange.
- Designed and built for maximum visual comfort, performance, and efficacy.
- Shallow 4 15/16" housing is perfect for applications with restricted plenum space.
- No visible LED "dots".
- Optimized thermal management, and built-in heat sink.
- CCT=3000K, CRI = 85 typical.
- FIF 756

4" Square,
16W and 25W
3000K Downlight



BASYS LED Housing

RTS	BS4DLED		K30	MS55				
	HOUSING	WATTAGE	CCT	DISTRIBUTION	DRIVER	OPTIONS	ORDERING PART NUMBER	MAX QTY
RTS	BS4DLED BASYS Square 4" Recessed Downlight	16W 1000 lm	K30 3000K	MS55 Medium Distribution 55° cutoff	D1 Standard 0-10V Dimming Driver, 10%, 120V	-	11004187	100
						EM1 Standby Battery Pack, 5W, 290 lm, 120V	11006391	15
					D2 Standard 0-10V Dimming Driver, 10%, 277V		11003080	20
						EM2 Standby Battery Pack, 5W, 290 lm, 277V	11003081	5
		25W 1400 lm	K30 3000K	MS55 Medium Distribution 55° cutoff	D1 Standard 0-10V Dimming Driver, 10%, 120V		11006395	100
						EM1 Standby Battery Pack, 5W, 290 lm, 120V	11006393	15
					D2 Standard 0-10V Dimming Driver, 10%, 277V		11017216	20
						EM2 Standby Battery Pack, 5W, 290 lm, 277V	11017161	5

BASYS LED Trim

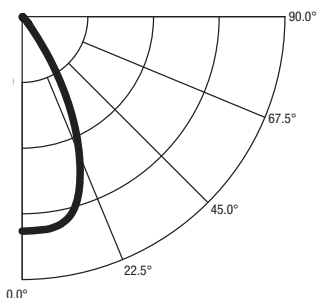
RTS	BS4DLED	55	CB	N		
	TRIM	CUTOFF	TRIM FINISH	FLANGE	OPTIONS	ORDERING PART NUMBER
RTS	BS4DLED BASYS Square 4" Recessed Downlight	55 55° cutoff	CB Clear Brushed	N Natural	-	05507863
					E Standby Battery Pack, test switch	11005130

BASYS LED Mounting

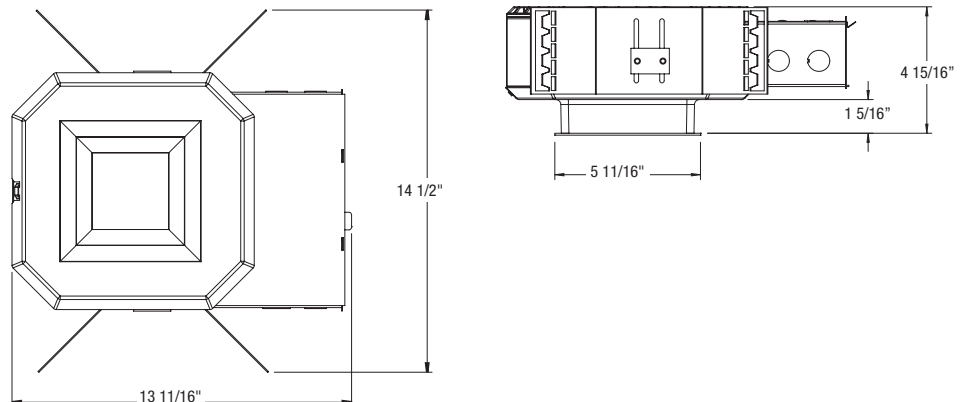
RTS	9930	9930
	MOUNTING DESCRIPTION	ORDERING PART NUMBER
RTS	9930 Set of two 27" C-Channel mounting bars	9930

Photometry

Candela Distribution



Fixture Dimensions





BASYS LED

- All options come with Dimming Driver, Clear Brushed Reflector, and Natural Flange.
- Designed and built for maximum visual comfort, performance, and efficacy.
- Shallow 4 15/16" housing is perfect for applications with restricted plenum space.
- No visible LED "dots".
- Optimized thermal management, and built-in heat sink.
- CCT=3000K, CRI = 85 typical.
- FIF 757

4" Square,
16W and 25W
3000K Wallwasher



BASYS LED Housing

RTS	BS4WLED		K30	-		-		
	HOUSING	WATTAGE	CCT	DISTRIBUTION	DRIVER	OPTIONS	ORDERING PART NUMBER	MAX QTY
RTS	BS4WLED BASYS Square 4" Recessed Wallwasher	16W 700 lm	K30 3000K	-	D1 Standard 0-10V Dimming Driver, 10%, 120V	-	11003970	35
					D2 Standard 0-10V Dimming Driver, 10%, 277V	-	11003684	15
		25W 980 lm	K30 3000K	-	D1 Standard 0-10V Dimming Driver, 10%, 120V	-	11005147	35
					D2 Standard 0-10V Dimming Driver, 10%, 277V	-	11002940	15

BASYS LED Trim

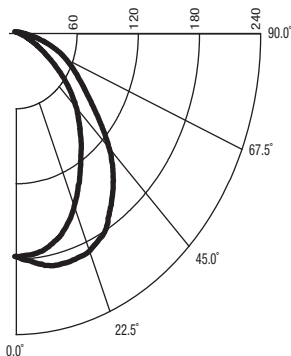
RTS	BS4WLED	-	CB	N	-	05510050
	TRIM	CUTOFF	TRIM FINISH	FLANGE	OPTIONS	ORDERING PART NUMBER
RTS	BS4WLED BASYS Square 4" Recessed Wallwasher	-	CB Clear Brushed	N Natural	-	05510050

BASYS LED Mounting

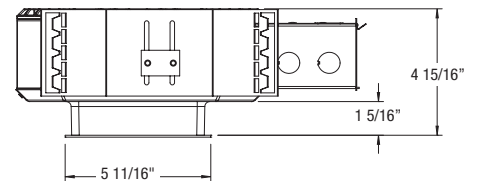
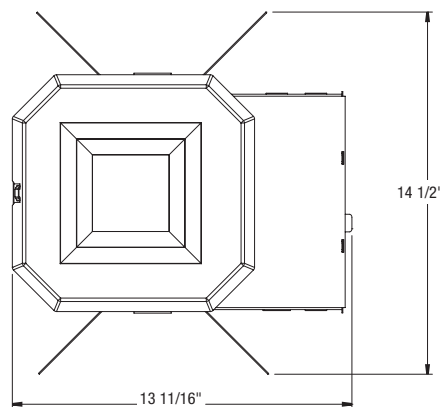
RTS	9930	9930
	MOUNTING DESCRIPTION	ORDERING PART NUMBER
RTS	9930 Set of two 27" C-Channel mounting bars	9930

Photometry

Candela Distribution



Fixture Dimensions





BASYS LED

- All options come with Dimming Driver, Clear Brushed Reflector, and Natural Flange.
- Designed and built for maximum visual comfort, performance, and efficacy.
- Shallow 4 15/16" housing is perfect for applications with restricted plenum space.
- No visible LED "dots".
- Optimized thermal management, and built-in heat sink.
- CCT=3500K, CRI = 85 typical.
- FIF 756

4" Square,
16W and 25W
3500K Downlight



BASYS LED Housing

RTS	BS4DLED		K35	MS55				
	HOUSING	WATTAGE	CCT	DISTRIBUTION	DRIVER	OPTIONS	ORDERING PART NUMBER	MAX QTY
BS4DLED BASYS Square 4" Recessed Downlight	16W 1000 lm	K35 3500K	MS55 Medium Distribution 55° cutoff	D1 Standard 0-10V Dimming Driver, 10%, 120V	-	05361635	100	
					EM1 Standby Battery Pack, 5W, 290 lm, 120V	05361641	15	
	25W 1400 lm	K35 3500K	MS55 Medium Distribution 55° cutoff	D2 Standard 0-10V Dimming Driver, 10%, 277V	-	05361558	20	
					EM2 Standby Battery Pack, 5W, 290 lm, 277V	05361559	5	
	25W 1400 lm	K35 3500K	MS55 Medium Distribution 55° cutoff	D1 Standard 0-10V Dimming Driver, 10%, 120V	-	05361634	100	
					EM1 Standby Battery Pack, 5W, 290 lm, 120V	05361638	15	
			D2 Standard 0-10V Dimming Driver, 10%, 277V	-	11004099	20		
				EM2 Standby Battery Pack, 5W, 290 lm, 277V	11004360	5		

BASYS LED Trim

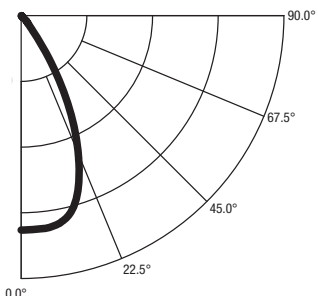
RTS	BS4DLED	55	CB	N		
	TRIM	CUTOFF	TRIM FINISH	FLANGE	OPTIONS	ORDERING PART NUMBER
BS4DLED BASYS Square 4" Recessed Downlight	55 55° cutoff	CB Clear Brushed	N Natural	-	05507863	
				E Standby Battery Pack, test switch	11005130	

BASYS LED Mounting

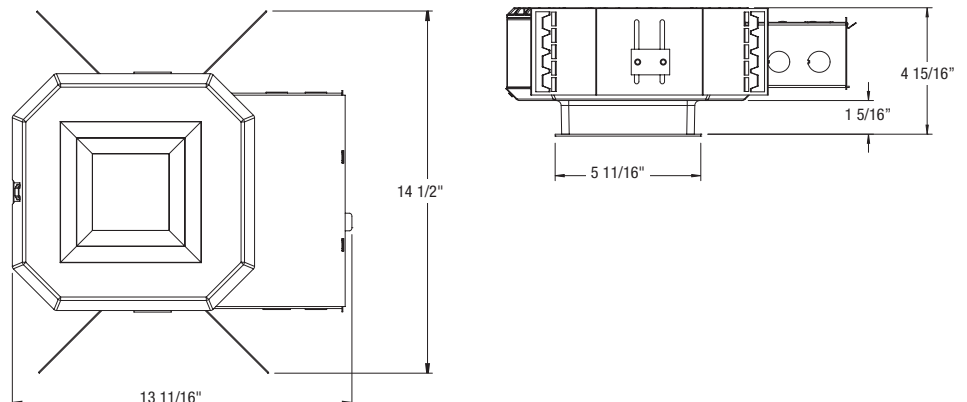
RTS	9930	9930
	MOUNTING DESCRIPTION	ORDERING PART NUMBER
9930	Set of two 27" C-Channel mounting bars	9930

Photometry

Candela Distribution



Fixture Dimensions





BASYS LED

- All options come with Dimming Driver, Clear Brushed Reflector, and White Flange.
- Designed and built for maximum visual comfort, performance, and efficacy.
- Shallow 4 15/16" housing is perfect for applications with restricted plenum space.
- No visible LED "dots".
- Optimized thermal management, and built-in heat sink.
- CCT=3500K, CRI = 85 typical.
- FIF 756

4" Square,
16W and 25W
3500K Downlight



BASYS LED Housing

ZOOM! 10 Days	BS4DLED		K35	MS55					
	HOUSING	WATTAGE	CCT	DISTRIBUTION	DRIVER	OPTIONS	ORDERING PART NUMBER	MAX QTY	
BS4DLED BASYS Square 4" Recessed Downlight	16W	1000 lm	K35	3500K	MS55 Medium Distribution 55° cutoff	D1 Standard 0-10V Dimming Driver, 10%, 120V	-	05361635	75
							EM1 Standby Battery Pack, 5W, 290 lm, 120V	05361641	25
	25W	1400 lm	K35	3500K	MS55 Medium Distribution 55° cutoff	D2 Standard 0-10V Dimming Driver, 10%, 277V		05361558	75
							EM2 Standby Battery Pack, 5W, 290 lm, 277V	05361559	25
	25W	1400 lm	K35	3500K	MS55 Medium Distribution 55° cutoff	D1 Standard 0-10V Dimming Driver, 10%, 120V		05361634	75
							EM1 Standby Battery Pack, 5W, 290 lm, 120V	05361638	25
					D2 Standard 0-10V Dimming Driver, 10%, 277V	-	11004099	75	
						EM2 Standby Battery Pack, 5W, 290 lm, 277V	11004360	25	

BASYS LED Trim

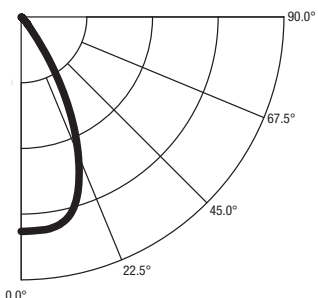
ZOOM! 10 Days	BS4DLED	55	CB	W		
	TRIM	CUTOFF	TRIM FINISH	FLANGE	OPTIONS	ORDERING PART NUMBER
BS4DLED BASYS Square 4" Recessed Downlight		55 55° cutoff	CB Clear Brushed	W White	-	05507866
					E Standby Battery Pack, test switch	05361640

BASYS LED Mounting

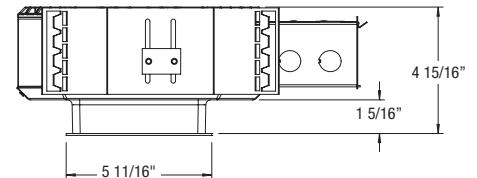
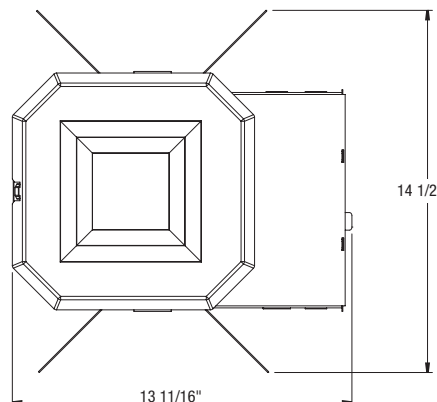
ZOOM! 10 Days	9930	9930
	MOUNTING DESCRIPTION	ORDERING PART NUMBER
	9930 Set of two 27" C-Channel mounting bars	9930

Photometry

Candela Distribution



Fixture Dimensions





BASYS LED

- All options come with Dimming Driver, Clear Brushed Reflector, and Natural Flange.
- Designed and built for maximum visual comfort, performance, and efficacy.
- Shallow 4 15/16" housing is perfect for applications with restricted plenum space.
- No visible LED "dots".
- Optimized thermal management, and built-in heat sink.
- CCT=3500K, CRI = 85 typical.
- FIF 757

4" Square,
16W and 25W
3500K Wallwasher



BASYS LED Housing

RTS	BS4WLED		K35	-		-		
	HOUSING	WATTAGE	CCT	DISTRIBUTION	DRIVER	OPTIONS	ORDERING PART NUMBER	MAX QTY
RTS	BS4WLED BASYS Square 4" Recessed Wallwasher	16W 700 lm	K35 3500K	-	D1 Standard 0-10V Dimming Driver, 10%, 120V	-	05361637	35
					D2 Standard 0-10V Dimming Driver, 10%, 277V	-	11003872	15
		25W 980 lm	K35 3500K	-	D1 Standard 0-10V Dimming Driver, 10%, 120V	-	05361636	35
					D2 Standard 0-10V Dimming Driver, 10%, 277V	-	11017219	15

BASYS LED Trim

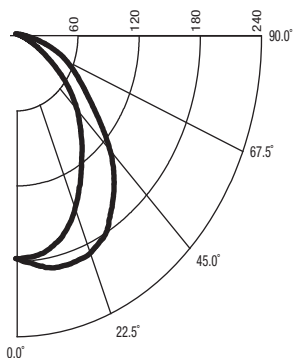
RTS	BS4WLED	-	CB	N	-	05510050
	TRIM	CUTOFF	TRIM FINISH	FLANGE	OPTIONS	ORDERING PART NUMBER
RTS	BS4WLED BASYS Square 4" Recessed Wallwasher	-	CB Clear Brushed	N Natural	-	05510050

BASYS LED Mounting

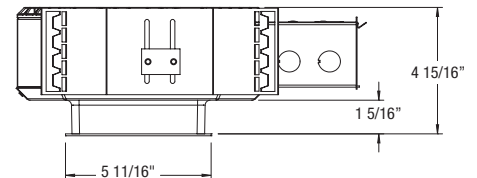
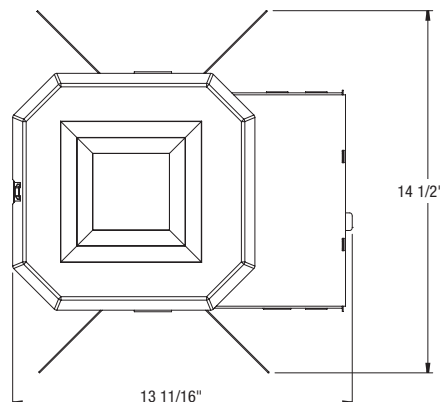
RTS	9930	9930
	MOUNTING DESCRIPTION	ORDERING PART NUMBER
RTS	9930 Set of two 27" C-Channel mounting bars	9930

Photometry

Candela Distribution



Fixture Dimensions





BASYS LED

- All options come with Dimming Driver, Clear Brushed Reflector, and White Flange.
- Designed and built for maximum visual comfort, performance, and efficacy.
- Shallow 4 15/16" housing is perfect for applications with restricted plenum space.
- No visible LED "dots".
- Optimized thermal management, and built-in heat sink.
- CCT=3500K, CRI = 85 typical.
- FIF 757

4" Square,
16W and 25W
3500K Wallwasher



BASYS LED Housing

ZOOM! 10 Days	BS4WLED		K35	-		-		
	HOUSING	WATTAGE	CCT	DISTRIBUTION	DRIVER	OPTIONS	ORDERING PART NUMBER	MAX QTY
ZOOM! 10 Days	BS4WLED BASYS Square 4" Recessed Wallwasher	16W 700 lm	K35 3500K	-	D1 Standard 0-10V Dimming Driver, 10%, 120V	-	05361637	75
					D2 Standard 0-10V Dimming Driver, 10%, 277V	-	11003872	75
	25W 980 lm	K35 3500K	-	D1 Standard 0-10V Dimming Driver, 10%, 120V	-	05361636	75	
				D2 Standard 0-10V Dimming Driver, 10%, 277V	-	11017219	75	

BASYS LED Trim

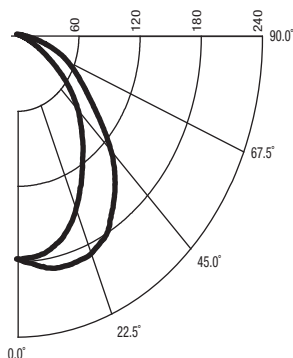
ZOOM! 10 Days	BS4WLED	-	CB	W	-	05516512
	TRIM	CUTOFF	TRIM FINISH	FLANGE	OPTIONS	ORDERING PART NUMBER
ZOOM! 10 Days	BS4WLED BASYS Square 4" Recessed Wallwasher	-	CB Clear Brushed	W White	-	05516512

BASYS LED Mounting

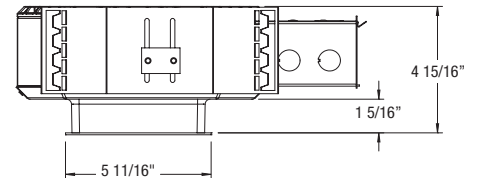
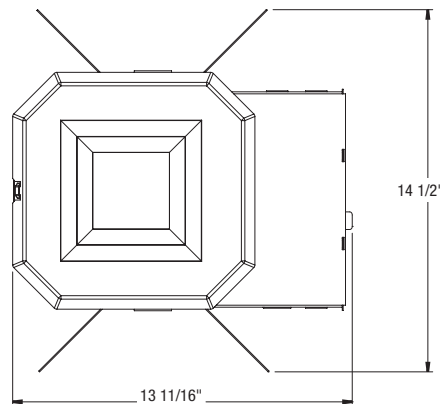
ZOOM! 10 Days	9930	9930
	MOUNTING DESCRIPTION	ORDERING PART NUMBER
ZOOM! 10 Days	9930 Set of two 27" C-Channel mounting bars	9930


Photometry

Candela Distribution



Fixture Dimensions





BASYS LED

- All options come with Dimming Driver, Clear Semi-Specular Reflector, and Natural Flange.
- Designed and built for maximum visual comfort, performance, and efficacy.
- Shallow housing is perfect for applications with restricted plenum space.
- No visible LED "dots".
- Optimized thermal management, and built-in heat sink.
- CCT=3500K, CRI = 85 typical.
- Downlight FIF 762; Wallwasher FIF 763

6" Round, 25W 3500K

Downlight and Wallwasher



BASYS LED Housing

ZOOM! 10 Days	HOUSING	25W	K35				ORDERING PART NUMBER	MAX QTY	
		WATTAGE	CCT	DISTRIBUTION	DRIVER	OPTIONS			
ZOOM! 10 Days	BR6DLED BASYS Round 6" Recessed Downlight	25W 1400 lm	K35 3500K	MS55 Medium Distribution 55° cutoff	D1 Standard 0-10V Dimming Driver, 10%, 120V	-	05361516	75	
						EM1 Standby Battery Pack, 5W, 290 lm, 120V	05361518	25	
						D2 Standard 0-10V Dimming Driver, 10%, 277V	-	11002882	75
						EM2 Standby Battery Pack, 5W, 290 lm, 277V	11002883	25	
ZOOM! 10 Days	BR6WLED BASYS Round 6" Recessed Wallwasher	25W 980 lm	K35 3500K	-	D1 Standard 0-10V Dimming Driver, 10%, 120V	-	05497492	75	
				-	D2 Standard 0-10V Dimming Driver, 10%, 277V	-	05516860	75	

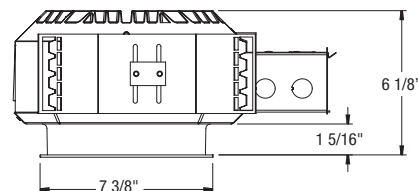
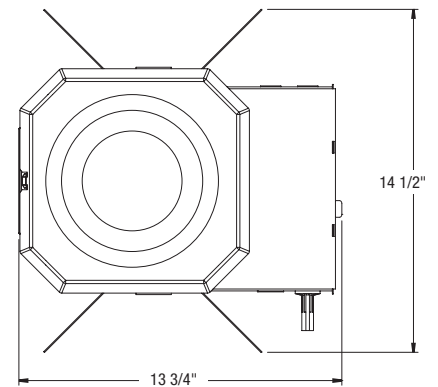
BASYS LED Trim

ZOOM! 10 Days	TRIM	CUTOFF	CS	N	OPTIONS	ORDERING PART NUMBER
			TRIM FINISH	FLANGE		
ZOOM! 10 Days	BR6DLED BASYS Round 6" Recessed Downlight	55 55° cutoff	CS Clear Semi-Specular	N Natural	-	05507884
					E Standby Battery Pack, test switch	05508133
ZOOM! 10 Days	BR6WLED BASYS Round 6" Recessed Wallwasher	-	CS Clear Semi-Specular	N Natural	-	05510047

BASYS LED Mounting

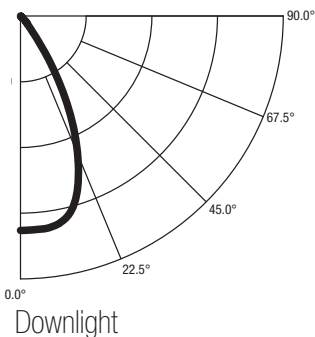
ZOOM! 10 Days	9930	9930
	MOUNTING DESCRIPTION	ORDERING PART NUMBER
ZOOM! 10 Days	9930 Set of two 27" C-Channel mounting bars	9930

Fixture Dimensions

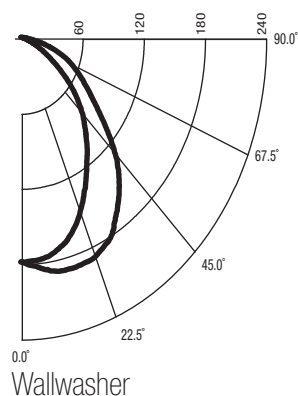


Photometry

Candela Distribution



Candela Distribution





BASYS LED

- All options come with Dimming Driver, Clear Semi-Specular Reflector, and Natural Flange.
- Designed and built for maximum visual comfort, performance, and efficacy.
- Shallow housing is perfect for applications with restricted plenum space.
- No visible LED "dots".
- Optimized thermal management, and built-in heat sink.
- CCT=3500K, CRI = 85 typical.
- FIF 762

6" Round, 42W 3500K Downlight



BASYS LED Housing

ZOOM! 10 Days	BR6DLED	42W	K35	MS55			
	HOUSING	WATTAGE	CCT	DISTRIBUTION	DRIVER	ORDERING PART NUMBER	MAX QTY
	BR6DLED BASYS Round 6" Recessed Downlight	42W 2800 lm	K35 3500K	MS55 Medium Distribution 55° cutoff	D1 Standard 0-10V Dimming Driver, 10%, 120V D2 Standard 0-10V Dimming Driver, 10%, 277V	11002712 11002887	75 75

BASYS LED Trim

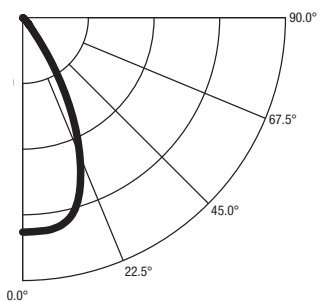
ZOOM! 10 Days	BR6DLED	55	CS	N	05507884
	TRIM	CUTOFF	TRIM FINISH	FLANGE	ORDERING PART NUMBER
	BR6DLED BASYS Round 6" Recessed Downlight	55 55° cutoff	CS Clear Semi-Specular	N Natural	05507884

BASYS LED Mounting

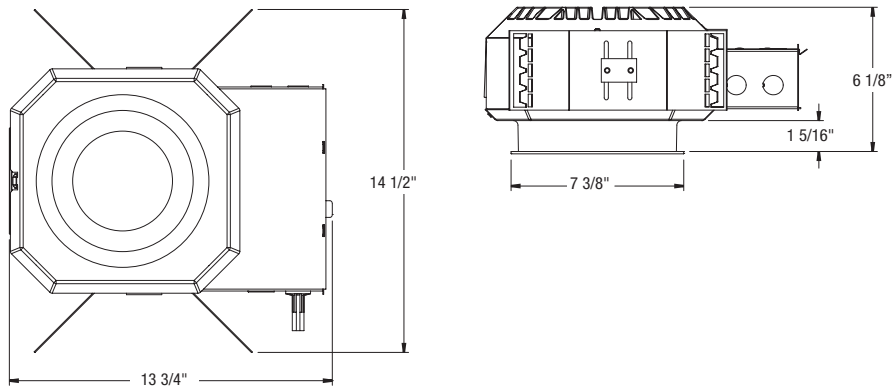
ZOOM! 10 Days	9930	9930
	MOUNTING DESCRIPTION	ORDERING PART NUMBER
	9930 Set of two 27" C-Channel mounting bars	9930

Photometry

Candela Distribution



Fixture Dimensions





BASYS LED

- All options come with Dimming Driver, Clear Brushed Reflector and Natural Flange.
- Designed and built for maximum visual comfort, performance, and efficacy.
- Shallow housing is perfect for applications with restricted plenum space.
- No visible LED "dots".
- Optimized thermal management, and built-in heat sink.
- CCT=3500K, CRI = 85 typical.
- Downlight FIF 760
- Wallwasher FIF 761

6" Square, 25W

3500K

Downlight and Wallwasher



BASYS LED Housing

HOUSING	25W	K35	DISTRIBUTION	DRIVER	OPTIONS	ORDERING PART NUMBER	MAX QTY
	WATTAGE	CCT					
BS6DLED BASYS Square 6" Recessed Downlight	25W 1400 lm	K35 3500K	MS55 Medium Distribution 55° cutoff	D1 Standard 0-10V Dimming Driver, 10%, 120V	-	05361577	75
				EM1 Standby Battery Pack, 5W, 290 lm, 120V	11002884	25	
	D2 Standard 0-10V Dimming Driver, 10%, 277V	-		05519023	75		
	EM2 Standby Battery Pack, 5W, 290 lm, 277V	11002885		25			
BS6WLED BASYS Square 6" Recessed Wallwasher	25W 980 lm	K35 3500K	-	D1 Standard 0-10V Dimming Driver, 10%, 120V	-	11001392	75
			-	D2 Standard 0-10V Dimming Driver, 10%, 277V	-	11000130	75

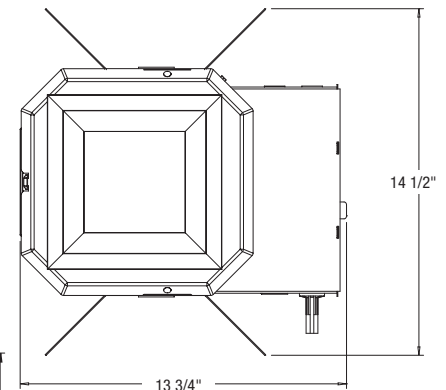
BASYS LED Trim

TRIM	CUTOFF	CB	N	OPTIONS	ORDERING PART NUMBER
		TRIM FINISH	FLANGE		
BS6DLED BASYS Square 6" Recessed Downlight	55 55° cutoff	CB Clear Brushed	N Natural	-	05507905
				E Standby Battery Pack, test switch	05520616
BS6WLED BASYS Square 6" Recessed Wallwasher	-	CB Clear Brushed	N Natural	-	05510053

BASYS LED Mounting

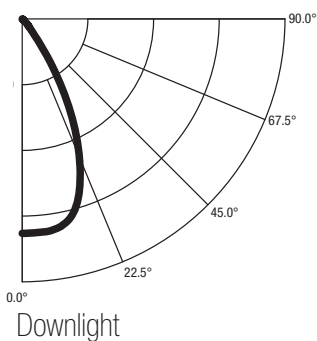
MOUNTING DESCRIPTION	9930
	ORDERING PART NUMBER
9930 Set of two 27" C-Channel mounting bars	9930

Fixture Dimensions

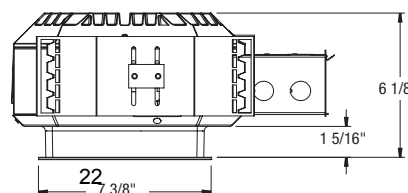
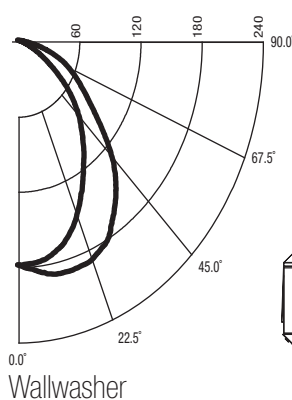


Photometry

Candela Distribution



Candela Distribution





BASYS LED

- All options come with Dimming Driver, Clear Brushed Reflector, and Natural Flange.
- Designed and built for maximum visual comfort, performance, and efficacy.
- Shallow housing is perfect for applications with restricted plenum space.
- No visible LED "dots".
- Optimized thermal management, and built-in heat sink.
- CCT=3500K, CRI = 85 typical.
- FIF 760

6" Square, 42W 3500K Downlight



BASYS LED Housing

ZOOM! 10 Days	BS6DLED	42W	K35	MS55			
	HOUSING	WATTAGE	CCT	DISTRIBUTION	DRIVER	ORDERING PART NUMBER	MAX QTY
	BS6DLED BASYS Square 6" Recessed Downlight	42W 2800 lm	K35 3500K	MS55 Medium Distribution 55° cutoff	D1 Standard 0-10V Dimming Driver, 10%, 120V	11002889	75
				D2 Standard 0-10V Dimming Driver, 10%, 277V	11002891	75	

BASYS LED Trim

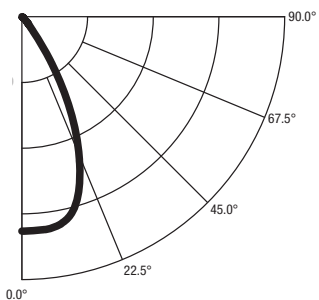
ZOOM! 10 Days	BR6DLED	55	CB	N	05507905
	TRIM	CUTOFF	TRIM FINISH	FLANGE	ORDERING PART NUMBER
	BS6DLED BASYS Square 6" Recessed Downlight	55 55° cutoff	CB Clear Brushed	N Natural	05507905

BASYS LED Mounting

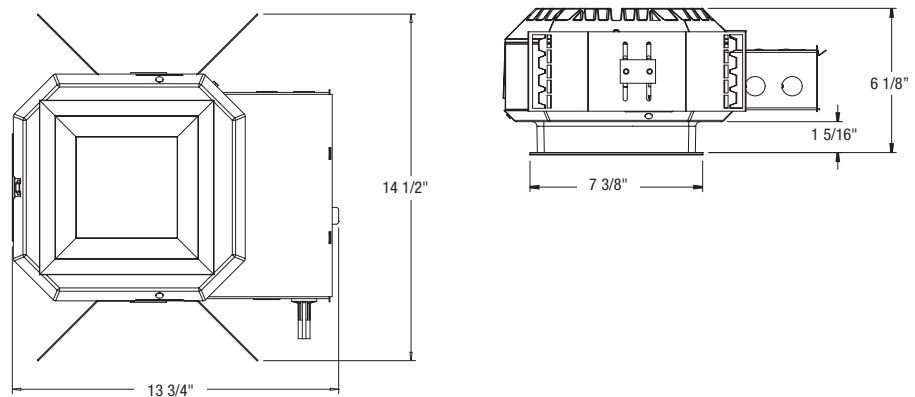
ZOOM! 10 Days	9930	9930
	MOUNTING DESCRIPTION	ORDERING PART NUMBER
	9930 Set of two 27" C-Channel mounting bars	9930

Photometry

Candela Distribution



Fixture Dimensions





SPEC-5

- All options come with Matte Clear Trim and White Painted Flange.
- Offers excellent brightness control in a 6" aperture.
- Reflector is one piece spun aluminum with 1/2" flat flange with low iridescence.
- Provided with electronic ballast to power 26W, 32W, or 42W lamping.
- FIF 1045

6" Round CFL Downlight and Wallwasher

SPEC-5 Housing

RTS	HOUSING	BALLAST/VOLTAGE	OPTIONS	ORDERING PART NUMBER	MAX QTY
	S5D6309 6" Vertical Compact Fluorescent Downlight (1) 26W / 32W / 42W Triple Tube	UNV Universal 120/277V	-	05361622	100
			EM Standby Battery Pack	05361624	20
	S5W6309 6" Vertical Compact Fluorescent Wallwasher (1) 26W / 32W / 42W Triple Tube	UNV Universal 120/277V	-	05361622	100
	S5D6309 6" Vertical Compact Fluorescent Downlight (1) 26W / 32W / 42W Triple Tube	S3 347V	-	11001876	75
			-	11001876	75
S5W6309 6" Vertical Compact Fluorescent Wallwasher (1) 26W / 32W / 42W Triple Tube	S3 347V	-	11001876	75	

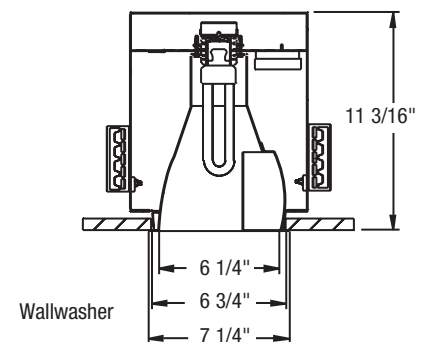
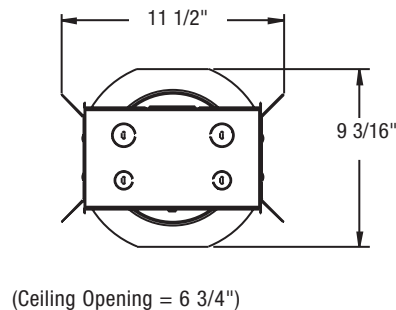
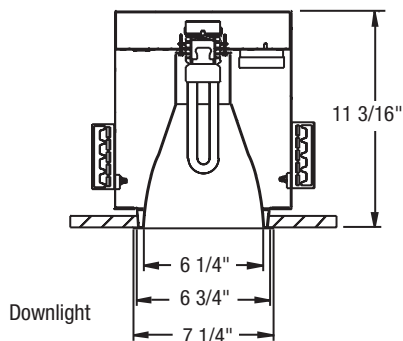
SPEC-5 Trim

RTS	HOUSING	TRIM	MC	W	OPTIONS	ORDERING PART NUMBER
			TRIM FINISH	FLANGE		
	S5D6309 6" Vertical Compact Fluorescent Downlight (1) 26W / 32W / 42W Triple Tube	6308R Downlight Reflector	MC Matte Clear	W White	-	6308RMCW
				EM Standby Battery Pack	6308RMCWE	
S5W6309 6" Vertical Compact Fluorescent Wallwasher (1) 26W / 32W / 42W Triple Tube	6308W Wallwasher Reflector	MC Matte Clear	W White	-	6308WMCW	

SPEC-5 Mounting

RTS	9930	9930
	MOUNTING DESCRIPTION	ORDERING PART NUMBER
	9930 Set of two 27" C-Channel mounting bars	9930

Fixture Dimensions





SPEC-5

- All options come with Matte Clear Trim and White Painted Flange.
- Offers excellent brightness control in a 6" aperture.
- Reflector is one piece spun aluminum with 1/2" flat flange with low iridescence.
- Provided with electronic 0-10V Dimming Ballast, Universal voltage.
- FIF 1045

6" Round CFL Downlight and Wallwasher

SPEC-5 Housing

RTS	DU			
	HOUSING	BALLAST/VOLTAGE	ORDERING PART NUMBER	MAX QTY
RTS	S5D6309 6" Vertical Compact Fluorescent Downlight (1) 26W / 32W / 42W Triple Tube	DU 0-10V Dimming, 120/277V	05434468	30
	S5W6309 6" Vertical Compact Fluorescent Wallwasher (1) 26W / 32W / 42W Triple Tube	DU 0-10V Dimming, 120/277V	05434468	30

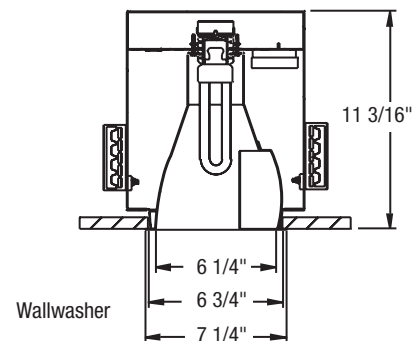
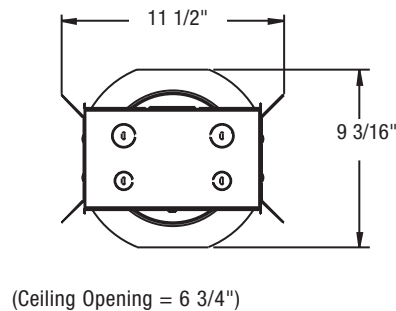
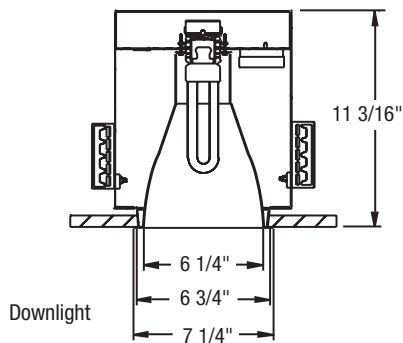
SPEC-5 Trim

RTS			MC	W	ORDERING PART NUMBER
	HOUSING	TRIM	TRIM FINISH	FLANGE	
RTS	S5D6309 6" Vertical Compact Fluorescent Downlight (1) 26W / 32W / 42W Triple Tube	6308R Downlight Reflector	MC Matte Clear	W White	6308RCW
	S5W6309 6" Vertical Compact Fluorescent Downlight (1) 26W / 32W / 42W Triple Tube	6308W Wallwasher Reflector	MC Matte Clear	W White	6308WCW

SPEC-5 Mounting

RTS	9930	9930
	MOUNTING DESCRIPTION	ORDERING PART NUMBER
RTS	9930 Set of two 27" C-Channel mounting bars	9930

Fixture Dimensions





6" Round CFL Downlight and Wallwasher



SPEC-5

- All options come with Matte Clear Trim and White Painted Flange.
- Offers excellent brightness control in a 6" aperture.
- Reflector is one piece spun aluminum with 1/2" flat flange with low iridescence.
- Provided with Advance Mark X Dimming Ballast.
- FIF 1045

SPEC-5 Housing

RTS	HOUSING	BALLAST/VOLTAGE	ORDERING PART NUMBER	MAX QTY
	S5D6309 6" Vertical Compact Fluorescent Downlight (1) 26W / 32W / 42W Triple Tube		AX1 ADVANCE MARK X 120V	11004088
		AX2 ADVANCE MARK X 277V	11004089	15
S5W6309 6" Vertical Compact Fluorescent Wallwasher (1) 26W / 32W / 42W Triple Tube		AX1 ADVANCE MARK X 120V	11004088	15
		AX1 ADVANCE MARK X 277V	11004089	15

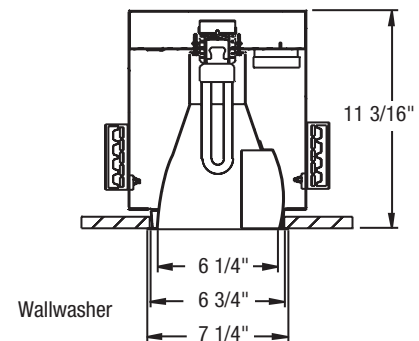
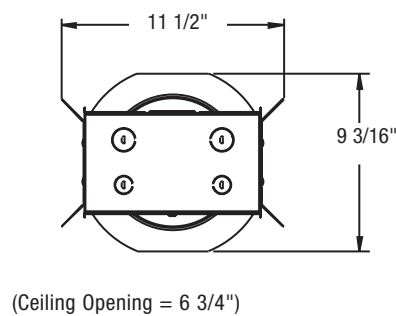
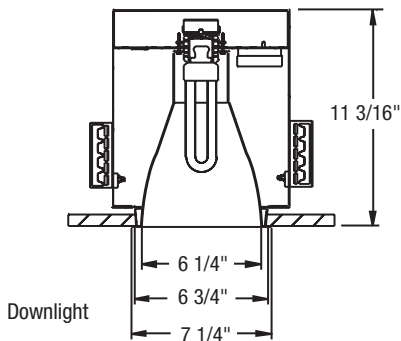
SPEC-5 Trim


RTS	HOUSING	TRIM	MC TRIM FINISH	W FLANGE	ORDERING PART NUMBER
	S5D6309 6" Vertical Compact Fluorescent Downlight (1) 26W / 32W / 42W Triple Tube		6308R Downlight Reflector	MC Matte Clear	W White
S5W6309 6" Vertical Compact Fluorescent Downlight (1) 26W / 32W / 42W Triple Tube		6308W Wallwasher Reflector	MC Matte Clear	W White	6308WCW

SPEC-5 Mounting

RTS	9930 MOUNTING DESCRIPTION	9930 ORDERING PART NUMBER
		9930 Set of two 27" C-Channel mounting bars

Fixture Dimensions






GLOBAL Trac

- 1-circuit / 1-neutral, 120V track
- All track and components provided in White finish to match KAVEROS on ZOOM! 10 Days Program
- Components and mounting accessories available
- Track is field cuttable
- Max Ordering Quantity: 25

ZOOM! 10 Days			
	LENGTH or MONOPOINT	ORDERING PART NUMBER	FIF
	GES 204 - 3 4' Track Length, White	05014373	1059
	GES 208 - 3 8' Track Length, White	05014376	1059
	GES 70 - 3 120V Monopoint, White	05014398	1059



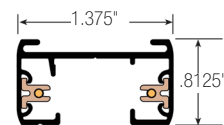
ZOOM! 10 Days			
	ACCESSORIES	ORDERING PART NUMBER	FIF
	GES 11 + 41 - 3 120V Live End Feed, White	05014390	1059
	GES 21 - 3 120V Linear Coupler, White	05014394	1059
	GES 13 + 1x41 - 3 120V Conduit End Feed - Left, White	05014410	1059
	GES 34 + 2x41 - 3 120V L-Feed, White	05014402	1059
	GES 41 - 3 Dead End / Blank Cover, White	05014392	1059
GES 15 - 3 Outlet Box Cover, White	05014310	1059	



ZOOM! 10 Days			
	SUSPENSION PARTS	ORDERING PART NUMBER	FIF
	GEA 6 - 1 Threaded Rod Mounting Clip	05014442	1059
	GEA 10 - 3 Universal Stem Suspension Point, White	05014444	1059
	GEA 37/24 - 3 Stem and Canopy Kit, 3/8", 24", White	05014452	1059
GEA 37/48 - 3 Stem and Canopy Kit, 3/8", 48", White	05014454	1059	



Track Dimensions



Nominal Length	Actual Length
4'	44"
8'	92"
12'	140"



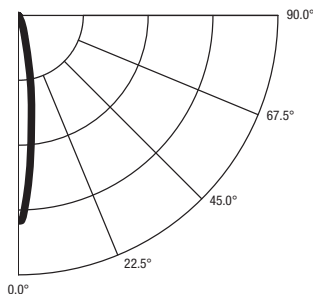
KAVEROS

- All options come with Universal Driver and 1-circuit adapter.
- Small (2" aperture), Medium (3" aperture), or Large (4" aperture), painted White.
- Patented TIR LED module, produces Clean Beam - symmetrical, smooth, and free of striations.
- Optics are field inter-changeable. White light LED module.
- 360° horizontal rotation, with tilt angle 0° to +/- 90° (180° total). Tilt is lockable.
- CRI = 85 typical.
- Max Ordering Quantity: 25

ZOOM! 10 Days	FITTURE	WATTAGE	CCT	BEAM SPREAD	85	WH	GES	UNV	ORDERING PART NUMBER	FIF	
					CRI	FINISH	ADAPTER	DRIVER			
KAVEROS Track Fixture, Small	12W 12 Watts	K27 2700K	SP Spot - 15° 759 lumens, 6998 CBCP	85 85 CRI typical	WH White	GES Global 1-circuit track, 120V	UNV 120/277V	11004717	1046		
			NF Narrow Flood - 20° 754 lumens, 4194 CBCP	85 85 CRI typical	WH White	GES Global 1-circuit track, 120V	UNV 120/277V	11004718	1046		
			FL Flood - 45° 683 lumens, 938 CBCP	85 85 CRI typical	WH White	GES Global 1-circuit track, 120V	UNV 120/277V	11004719	1046		
		K30 3000K	SP Spot - 15° 759 lumens, 6998 CBCP	85 85 CRI typical	WH White	GES Global 1-circuit track, 120V	UNV 120/277V	11001514	1046		
			NF Narrow Flood - 20° 754 lumens, 4194 CBCP	85 85 CRI typical	WH White	GES Global 1-circuit track, 120V	UNV 120/277V	11003386	1046		
			FL Flood - 45° 683 lumens, 938 CBCP	85 85 CRI typical	WH White	GES Global 1-circuit track, 120V	UNV 120/277V	11003388	1046		
		KAVEROS Track Fixture, Medium	18W 18 Watts	K30 3000K	SP Spot - 15° 1064 lumens, 9509 CBCP	85 85 CRI typical	WH White	GES Global 1-circuit track, 120V	UNV 120/277V	11004720	657
					NF Narrow Flood - 25° 1057 lumens, 3595 CBCP	85 85 CRI typical	WH White	GES Global 1-circuit track, 120V	UNV 120/277V	11004636	657
					FL Flood - 45° 997 lumens, 1352 CBCP	85 85 CRI typical	WH White	GES Global 1-circuit track, 120V	UNV 120/277V	11004721	657
KAVEROS Track Fixture, Large	18W 18 Watts	K30 3000K	SP Spot - 8° 1098 lumens, 20745 CBCP	85 85 CRI typical	WH White	GES Global 1-circuit track, 120V	UNV 120/277V	11011104	1065		
			NF Narrow Flood - 25° 1138 lumens, 4598 CBCP	85 85 CRI typical	WH White	GES Global 1-circuit track, 120V	UNV 120/277V	11014522	1065		
			FL Flood - 45° 939 lumens, 1405 CBCP	85 85 CRI typical	WH White	GES Global 1-circuit track, 120V	UNV 120/277V	11014523	1065		

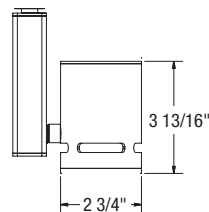
Photometry (Spot)

Candela Distribution

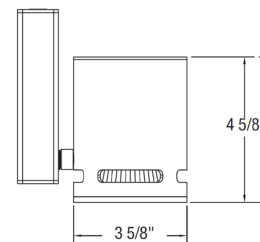


Fixture Dimensions

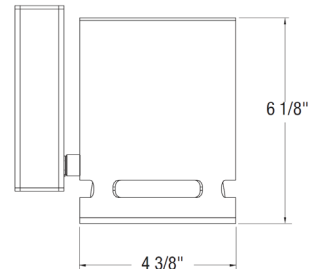
KAVEROS Small




KAVEROS Medium



KAVEROS Large






ML4 Opal

Fluorescent Recessed

- All options come with: Opal Lens and "U" Mounting.
- Ideal for offices, retail, healthcare, and educational facilities.
- Option of Lutron EcoSystem™ H-Series Ballast (HSU).
- FIF 312

RTS	ML4U	22	2145	OL				
	FIXTURE / CEILING TYPE	LENGTH	LAMPING	OPTIC	BALLAST / VOLTAGE	OPTIONS	ORDERING PART NUMBER	MAX QTY
ML4U ML4 Recessed 15/16" Lay-In, Flush 9/16" Slot-Grid, Flush 9/16" Lay-In, Tegular	22' X 2'	2145 (2) 14W T5	OL Opal Acrylic Lens	U Universal 120/277V	-	05486983	75	
					WF Whip Flex 3/8" x 6' 14 AWG	11010910	75	
					EM11 Standby Battery Pack, 1 lamp, 120V	11000630	25	
					EM12 Standby Battery Pack, 1 lamp, 277V	11010699	25	
					WFEM11 Whip Flex 3/8" x 6' 14 AWG and Standby Battery Pack, 1 lamp, 120V	11021229	25	
					WFEM12 Whip Flex 3/8" x 6' 14 AWG and Standby Battery Pack, 1 lamp, 277V	11021230	25	
				HSU Dimming, Lutron EcoSystem™, H-Series, Universal 120/277V	-	11005859	25	
					WF Whip Flex 3/8" x 6' 14 AWG	11010914	25	

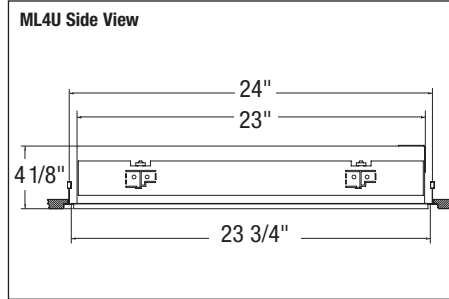
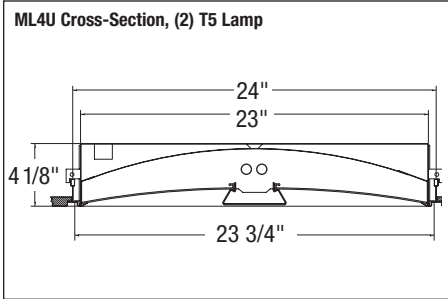
ZOOM! 10 Days	ML4U	22	2245	OL				
	FIXTURE / CEILING TYPE	LENGTH	LAMPING	OPTIC	BALLAST / VOLTAGE	OPTIONS	ORDERING PART NUMBER	MAX QTY
ML4U ML4 Recessed 15/16" Lay-In, Flush 9/16" Slot-Grid, Flush 9/16" Lay-In, Tegular	22' X 2'	2245 (2) 24W T5 HO	OL Opal Acrylic Lens	U Universal 120/277V	-	05495560	75	
					WF Whip Flex 3/8" x 6' 14 AWG	11010915	75	
					EM11 Standby Battery Pack, 1 lamp, 120V	05483854	25	
					EM12 Standby Battery Pack, 1 lamp, 277V	11001205	25	
					WFEM11 Whip Flex 3/8" x 6' 14 AWG and Standby Battery Pack, 1 lamp, 120V	11021233	25	
					WFEM12 Whip Flex 3/8" x 6' 14 AWG and Standby Battery Pack, 1 lamp, 277V	11021234	25	
				HSU Dimming, Lutron EcoSystem™, H-Series, Universal 120/277V	-	11005887	25	
					WF Whip Flex 3/8" x 6' 14 AWG	11010917	25	



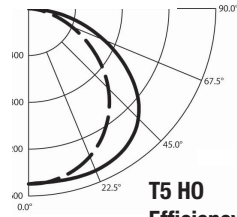
ML4 Opal

Fluorescent Recessed

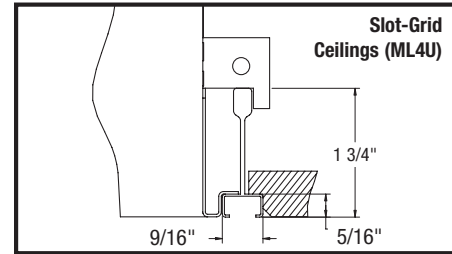
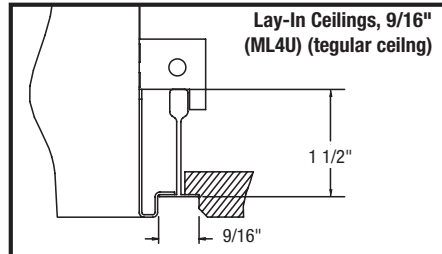
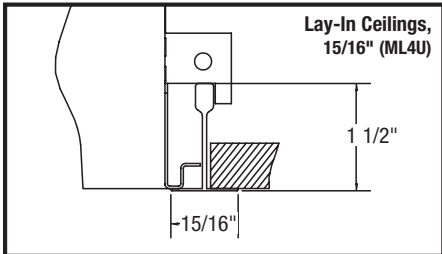
- All options come with: Opal Lens and "U" Mounting.
- Ideal for offices, retail, healthcare, and educational facilities.
- Option of Lutron EcoSystem™ H-Series Ballast (HSU).
- FIF 312



Photometric Data



T5 HO
Efficiency = 79%



Ceiling (Grid or Block) cannot exceed heights shown in the above drawings.



ML4 Opal


Fluorescent Recessed

- All options come with: Opal Lens and "U" Mounting.
- Ideal for offices, retail, healthcare, and educational facilities.
- Option of Lutron EcoSystem™ H-Series Ballast (HSU).
- T5/T5 HO FIF 314; T8 FIF 611

2' x 4'

ML4U	24	LAMPING	OL	BALLAST / VOLTAGE	OPTIONS	ORDERING PART NUMBER	MAX QTY
ML4U ML Recessed 15/16" Lay-In, Flush 9/16" Slot-Grid, Flush 9/16" Lay-In, Tegalur	24 2' X 4'	2285 (2) 28W T5	OL Opal Acrylic Lens	U Universal 120/277V	-	05517061	75
					WF Whip Flex 3/8" x 6' 14 AWG	05501695	75
					EM11 Standby Battery Pack, 1 lamp, 120V	05483884	25
					EM12 Standby Battery Pack, 1 lamp, 277V	05517064	25
					WFEM11 Whip Flex 3/8" x 6' 14 AWG and Standby Battery Pack, 1 lamp, 120V	11021236	25
					WFEM12 Whip Flex 3/8" x 6' 14 AWG and Standby Battery Pack, 1 lamp, 277V	11021237	25
		HSU Dimming, Lutron EcoSystem™, H-Series, Universal 120/277V	-	11005892	25		
		WF Whip Flex 3/8" x 6' 14 AWG	11010919	25			
		2545 (2) 54W T5 HO	OL Opal Acrylic Lens	U Universal 120/277V	-	11006075	75
					WF Whip Flex 3/8" x 6' 14 AWG	11010920	75
					EM11 Standby Battery Pack, 1 lamp, 120V	05467732	25
					EM12 Standby Battery Pack, 1 lamp, 277V	05484298	25
	WFEM11 Whip Flex 3/8" x 6' 14 AWG and Standby Battery Pack, 1 lamp, 120V				11021239	25	
	WFEM12 Whip Flex 3/8" x 6' 14 AWG and Standby Battery Pack, 1 lamp, 277V				11021240	25	
	HSU Dimming, Lutron EcoSystem™, H-Series, Universal 120/277V	-	11006076	25			
	WF Whip Flex 3/8" x 6' 14 AWG	11010922	25				
	2328 (2) 32W T8	OL Opal Acrylic Lens	U Universal 120/277V	-	11006078	75	
				WF Whip Flex 3/8" x 6' 14 AWG	05490634	75	
				EM11 Standby Battery Pack, 1 lamp, 120V	05483896	25	
				EM12 Standby Battery Pack, 1 lamp, 277V	05484304	25	
				WFEM1 Whip Flex 3/8" x 6' 14 AWG and Standby Battery Pack, 1 lamp, 120V	05490637	25	
				WFEM12 Whip Flex 3/8" x 6' 14 AWG and Standby Battery Pack, 1 lamp, 277V	11021242	25	
	HSU Dimming, Lutron EcoSystem™, H-Series, Universal 120/277V	-	11006079	25			
	WF Whip Flex 3/8" x 6' 14 AWG	11010924	25				

ZOOM! 10 Days

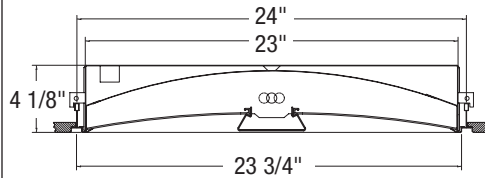


ML4 Opal

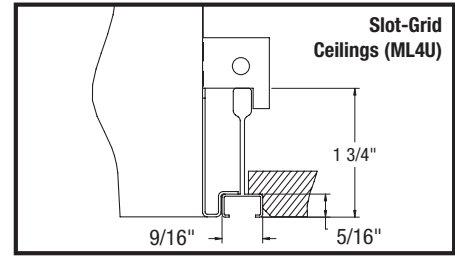
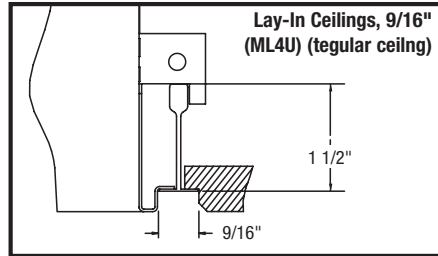
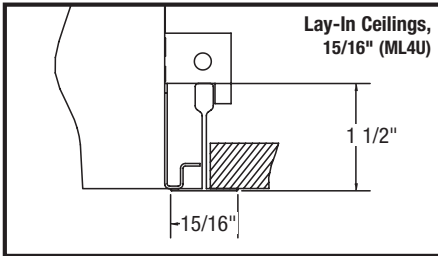
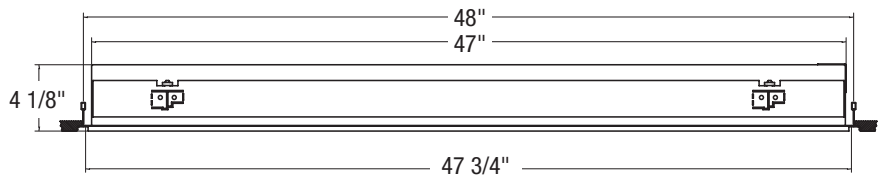
Fluorescent Recessed

- All options come with: Opal Lens and "U" Mounting.
- Ideal for offices, retail, healthcare, and educational facilities.
- Option of Lutron EcoSystem™ H-Series Ballast (HSU).
- T5/T5 HO FIF 314; T8 FIF 611

ML4U Cross-Section

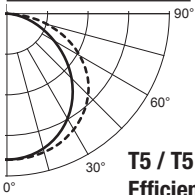


ML4U Side View

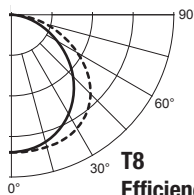


Ceiling (Grid or Block) cannot exceed heights shown in the above drawings.

Photometric Data



T5 / T5 HO
Efficiency = 85%



T8
Efficiency = 73%



ML4 Opal

Fluorescent Recessed

1' x 4'

- All options come with Opal Lens and "U" Mounting.
- Ideal for offices, retail, healthcare, and educational facilities.
- Option of Lutron EcoSystem™ H-Series Ballast (HSU).
- T5/T5 HO FIF 313; T8 FIF 610

ZOOM! 10 Days	ML4U	14		OL				
	FIXTURE / CEILING TYPE	LENGTH	LAMPING	OPTIC	BALLAST / VOLTAGE	OPTIONS	ORDERING PART NUMBER	MAX QTY
ML4U ML Recessed 15/16" Lay-In, Flush 9/16" Slot-Grid, Flush 9/16" Lay-In, Tegalur	14 1' X 4'	1285 (1) 28W T5	OL Opal Acrylic Lens	U Universal 120/277V	-	05476114	75	
					WF Whip Flex 3/8" x 6' 14 AWG	11010933	75	
					EM11 Standby Battery Pack, 1 lamp, 120V	05476111	25	
					EM12 Standby Battery Pack, 1 lamp, 277V	11004097	25	
					WFEM11 Whip Flex 3/8" x 6' 14 AWG and Standby Battery Pack, 1 lamp, 120V	11021334	25	
					WFEM12 Whip Flex 3/8" x 6' 14 AWG and Standby Battery Pack, 1 lamp, 277V	11021335	25	
		1545 (1) 54W T5 HO	OL Opal Acrylic Lens	U Universal 120/277V	HSU Dimming, Lutron EcoSystem™, H-Series, Universal 120/277V	-	11006081	25
					WF Whip Flex 3/8" x 6' 14 AWG	11010934	25	
					-	11006083	75	
					WF Whip Flex 3/8" x 6' 14 AWG	11005697	75	
					EM11 Standby Battery Pack, 1 lamp, 120V	05483869	25	
					EM12 Standby Battery Pack, 1 lamp, 277V	05484277	25	
					WFEM11 Whip Flex 3/8" x 6' 14 AWG and Standby Battery Pack, 1 lamp, 120V	11021245	25	
					WFEM12 Whip Flex 3/8" x 6' 14 AWG and Standby Battery Pack, 1 lamp, 277V	11021246	25	
HSU Dimming, Lutron EcoSystem™, H-Series, Universal 120/277V	-	11006084	25					
	WF Whip Flex 3/8" x 6' 14 AWG	11010929	25					



ML4 Opal

1' x 4'

Fluorescent Recessed

- All options come with Opal Lens and "U" Mounting.
- Ideal for offices, retail, healthcare, and educational facilities.
- Option of Lutron EcoSystem™ H-Series Ballast (HSU).
- T5/T5 HO FIF 313; T8 FIF 610

	ML4U	14		OL				
	FIXTURE / CEILING TYPE	LENGTH	LAMPING	OPTIC	BALLAST / VOLTAGE	OPTIONS	ORDERING PART NUMBER	MAX QTY
ZOOM! 10 Days	ML4U ML Recessed 15/16" Lay-In, Flush 9/16" Slot-Grid, Flush 9/16" Lay-In, Tegular	14 1' X 4'	2285 (2) 28W T5	OL Opal Acrylic Lens	U Universal 120/277V	-	05495542	75
						WF Whip Flex 3/8" x 6' 14 AWG	11010930	75
						EM11 Standby Battery Pack, 1 lamp, 120V	11008153	25
						EM12 Standby Battery Pack, 1 lamp, 277V	05484274	25
						WFEM11 Whip Flex 3/8" x 6' 14 AWG and Standby Battery Pack, 1 lamp, 120V	11010932	25
						WFEM12 Whip Flex 3/8" x 6' 14 AWG and Standby Battery Pack, 1 lamp, 277V	11021251	25
						HSU Dimming, Lutron EcoSystem™, H-Series, Universal 120/277V	-	11006086
				WF Whip Flex 3/8" x 6' 14 AWG	11010957	25		
			2328 (2) 32W T8	OL Opal Acrylic Lens	U Universal 120/277V	-	11006088	75
						WF Whip Flex 3/8" x 6' 14 AWG	11010954	75
						EM11 Standby Battery Pack, 1 lamp, 120V	05483878	25
						EM12 Standby Battery Pack, 1 lamp, 277V	05484286	25
						WFEM11 Whip Flex 3/8" x 6' 14 AWG and Standby Battery Pack, 1 lamp, 120V	11021254	25
						WFEM12 Whip Flex 3/8" x 6' 14 AWG and Standby Battery Pack, 1 lamp, 277V	11021255	25
HSU Dimming, Lutron EcoSystem™, H-Series, Universal 120/277V	-	11006089				25		
	WF Whip Flex 3/8" x 6' 14 AWG	11010956	25					

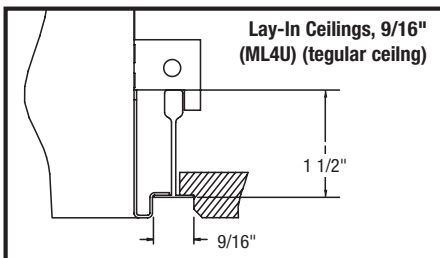
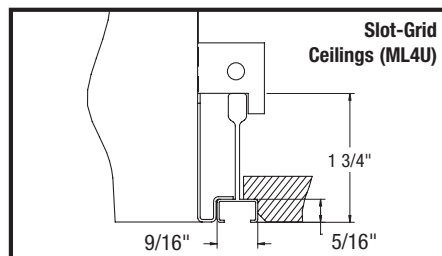
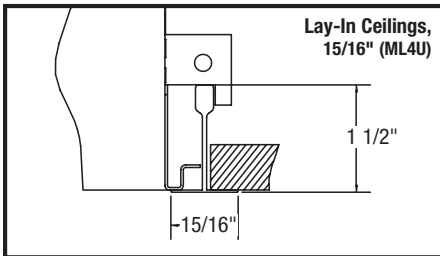
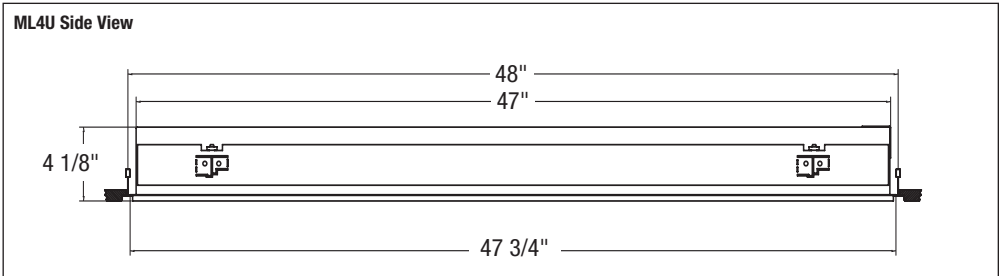
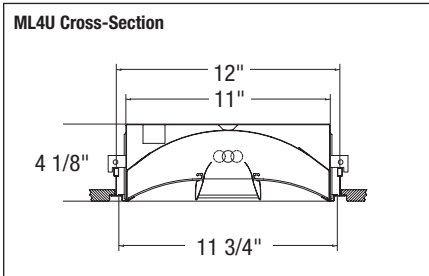


ML4 Opal

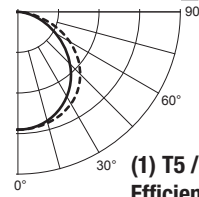
1' x 4'

Fluorescent Recessed

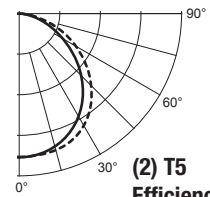
- All options come with Opal Lens and "U" Mounting.
- Ideal for offices, retail, healthcare, and educational facilities.
- Option of Lutron EcoSystem™ H-Series Ballast (HSU).
- T5/T5 HO FIF 313; T8 FIF 610



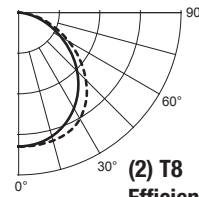
Photometric Data



(1) T5 / T5 HO
Efficiency = 77%




(2) T5
Efficiency = 76%



(2) T8
Efficiency = 65%

Ceiling (Grid or Block) cannot exceed heights shown in the above drawings.



SLOTLIGHT

Individual
Sheetrock

- Ideal for applications in restricted space
- Staggered lamping
- Length options (nominal) for sheetrock ceiling are 4', 8', and longer runs using 4' and 8' Starter, Mid and End Units
- Length options for grid ceiling are 4', 8', 12', 16', 20', and 24'
- FIF 1034
- Max Ordering Quantity: 200' total per order

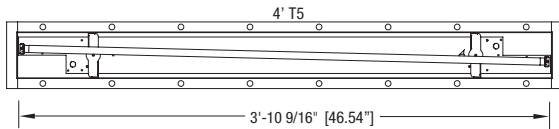
ZOOM! 10 Days	SCON4	EA			P	W		
	APERTURE	CEILING TYPE / MOUNTING	LAMPING	LENGTH	OPTIC	HOUSING COLOR	VOLTAGE / BALLAST	OPTIONS
	SCON4 SLOTLIGHT Continuous 4" Recessed	EA After Sheetrock Ceiling, Flangeless	1T5 (1) T5 1H5 (1) T5 HO 1T8 (1) T8	4 ft. Nominal Individual 0046.54 (1) 28W T5 0046.54 (1) 54W T5 HO 0048.19 (1) 32W T8 8 ft. Nominal Individual 0088.58 (2) 28W T5 0088.58 (2) 54W T5 HO 0090.98 (2) 32W T8	P Opal Lens, Flush	W White	UNV Universal 120V/277V DAU 0-10V, 120/277V - <u>T5, T8</u> DA1 0-10V, 120V - <u>T5 HO</u> DA2 0-10V, 277V - <u>T5 HO</u> HDU Lutron HiLume 3D, 120/277V	E1 Standby Battery Pack, (1) lamp, 120V E2 Standby Battery Pack, (1) lamp, 277V

Emergency Battery Pack Location

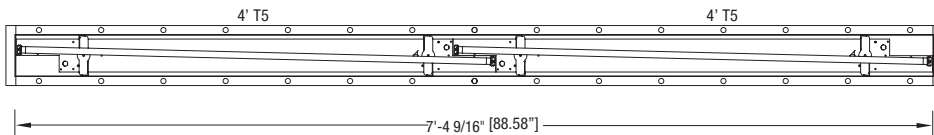
CEILING TYPE	LENGTH	EM LOCATION
After Sheetrock	8 ft	First lamp

Fixture Dimensions - T5

4' T5 Individual - After Sheetrock Flangeless

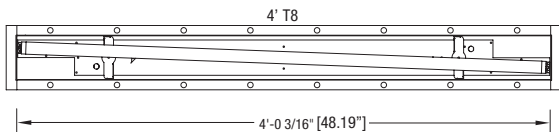


8' T5 Individual - After Sheetrock Flangeless

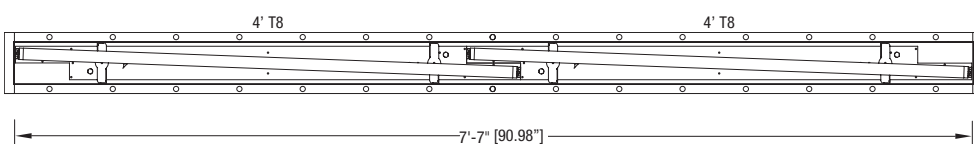


Fixture Dimensions - T8

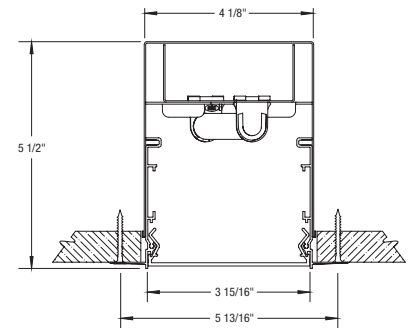
4' T8 Individual - After Sheetrock Flangeless



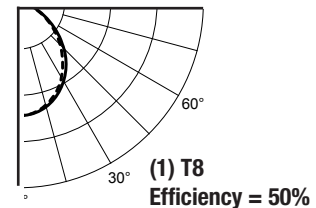
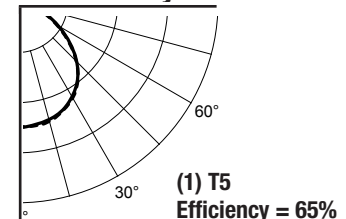
8' T8 Individual - After Sheetrock Flangeless



4' After Sheetrock Flangeless Cross-Section




Photometry





Continuous Runs Sheetrock



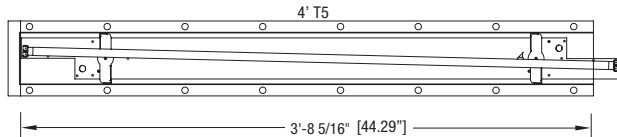
SLOTLIGHT

- Ideal for applications in restricted space
- Staggered lamping
- Length options (nominal) for sheetrock ceiling are 4', 8', and longer runs using 4' and 8' Starter, Mid and End Units
- Length options for grid ceiling are 4', 8', 12', 16', 20', and 24'
- FIF 1034
- Max Ordering Quantity: 200' total per order

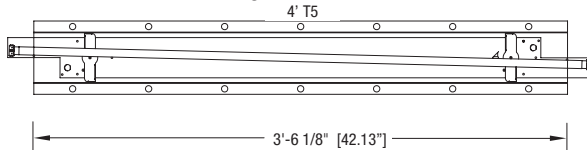
ZOOM! 10 Days	SCON4	EA			P	W		
	APERTURE	CEILING TYPE / MOUNTING	LAMPING	LENGTH	OPTIC	HOUSING COLOR	VOLTAGE / BALLAST	OPTIONS
	SCON4 SLOTLIGHT Continuous 4" Recessed	EA After Sheetrock Ceiling, Flangeless	1T5 (1) T5 1H5 (1) T5 HO 1T8 (1) T8	<p>XXXX.XX Length = (1) Starter + (multiple) Mids + (1) End Add lengths below for Continuous Run Length</p> <p>4 ft. Nominal Starter / End 0044.29 (1) 28W T5 0044.29 (1) 54W T5 HO 0045.45 (1) 32W T8</p> <p>4 ft. Nominal Mid 0042.13 (1) 28W T5 0042.13 (1) 54W T5 HO 0042.80 (1) 32W T8</p> <p>8 ft. Nominal Mid 0084.25 (2) 28W T5 0084.25 (2) 54W T5 HO 0085.59 (2) 32W T8</p>	P Opal Lens, Flush	W White	UNV Universal 120V/277V DAU 0-10V, 120/277V - <u>T5, T8</u> DA1 0-10V, 120V - <u>T5 HO</u> DA2 0-10V, 277V - <u>T5 HO</u> HDU Lutron HiLume 3D, 120/277V	E1 Standby Battery Pack, (1) lamp, 120V E2 Standby Battery Pack, (1) lamp, 277V

Fixture Dimensions - T5

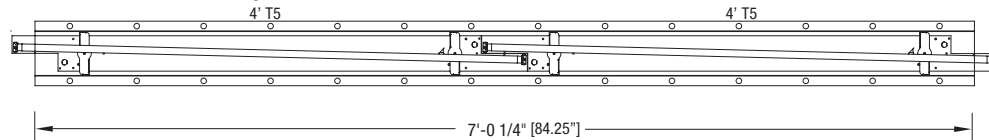
4' T5 Starter - After Sheetrock Flangeless



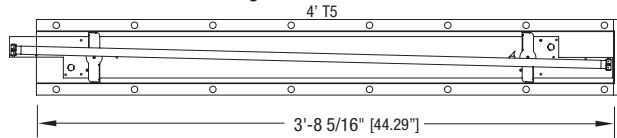
4' T5 Mid - After Sheetrock Flangeless



8' T5 Mid - After Sheetrock Flangeless



4' T5 End - After Sheetrock Flangeless

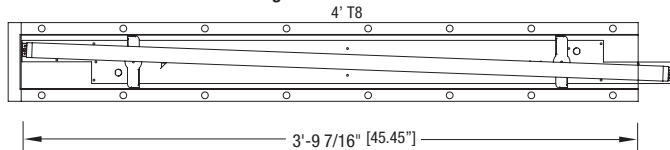


Emergency Battery Pack Location

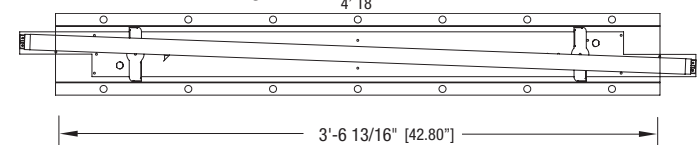
CEILING TYPE	LENGTH	EM LOCATION
After Sheetrock	8 ft	First lamp

Fixture Dimensions - T8

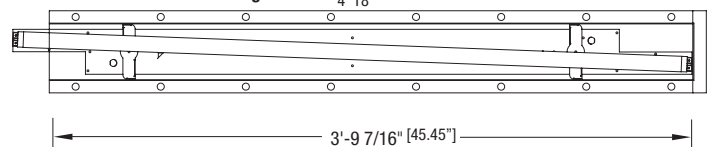
4' T8 Starter - After Sheetrock Flangeless



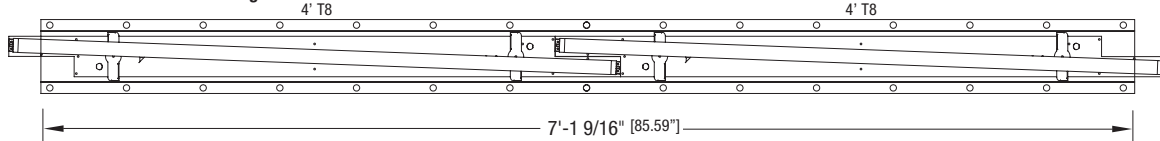
4' T8 Mid - After Sheetrock Flangeless




4' T8 End - After Sheetrock Flangeless



8' T8 Mid - After Sheetrock Flangeless






SLOTLIGHT

- Ideal for applications in restricted space
- Staggered lamping
- Length options (nominal) for sheetrock ceiling are 4', 8', and longer runs using 4' and 8' Starter, Mid and End Units
- Length options for grid ceiling are 4', 8', 12', 16', 20', and 24'
- FIF 1034
- Max Ordering Quantity: 200' total per order

ZOOM! 10 Days	SCON4				P	W		
	APERTURE	CEILING TYPE / MOUNTING	LAMPING	LENGTH	OPTIC	HOUSING COLOR	VOLTAGE / BALLAST	OPTIONS
	SCON4 SLOTLIGHT Continuous 4" Recessed	IN 9/16" Lay-in, Flush SG 9/16" Slot Grid 9/"16 Grid, Tegular	1T5 (1) T5 1H5 (1) T5 HO 1T8 (1) T8	4 ft.	P Opal Lens, Flush	W White	UNV Universal 120V/277V DAU 0-10V, 120/277V - T5, T8 DA1 0-10V, 120V - T5 HO DA2 0-10V, 277V - T5 HO HDU Lutron HiLume 3D, 120/277V	E1 Standby Battery Pack, (1) lamp, 120V E2 Standby Battery Pack, (1) lamp, 277V
				0047.40 (1) 28W T5 0047.40 (1) 54W T5 HO 0047.40 (1) 32W T8				
				8 ft.				
				0095.40 (3) 21W T5 0095.40 (3) 39W T5 HO 0095.40 (3) 25W T8				
				12 ft.				
				0143.40 (2) 28W T5, (2) 21W T5 0143.40 (2) 54W T5 HO, (2) 39W T5 HO 0143.40 (2) 25W T8, (2) 32W T8				
	16 ft.	P Opal Lens, Flush	W White	UNV Universal 120V/277V DAU 0-10V, 120/277V - T5, T8 HDU Lutron HiLume 3D, 120/277V	E1 Standby Battery Pack, (1) lamp, 120V E2 Standby Battery Pack, (1) lamp, 277V			
	0191.40 (2) 21W T5, (3) 28W T5 0191.40 (2) 39W T5 HO, (3) 54W T5 HO 0191.40 (2) 25W T8, (3) 32W T8							
20 ft.								
0239.40 (5) 28W T5, (1) 21W T5 0239.40 (5) 54W T5 HO, (1) 39W T5 HO 0239.40 (2) 32W T8, (5) 25W T8								
24 ft.			0287.40 (1) 21W T5, (6) 28W T5 0287.40 (1) 39W T5 HO, (6) 54W T5 HO 0287.40 (1) 25W T8, (6) 32W T8					

Emergency Battery Pack Location

CEILING TYPE	LENGTH	EM LOCATION
Grid	8 ft	Mid lamp
Grid	12 ft	Indicate lamp on drawing
Grid	16 ft	Indicate lamp on drawing
Grid	20 ft	Indicate lamp on drawing
Grid	24 ft	Indicate lamp on drawing

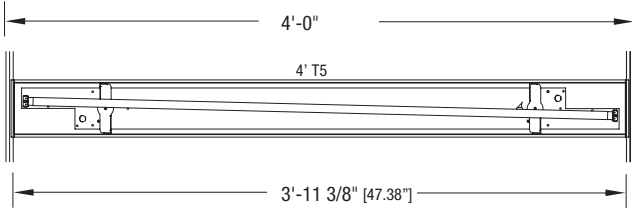


SLOTLIGHT

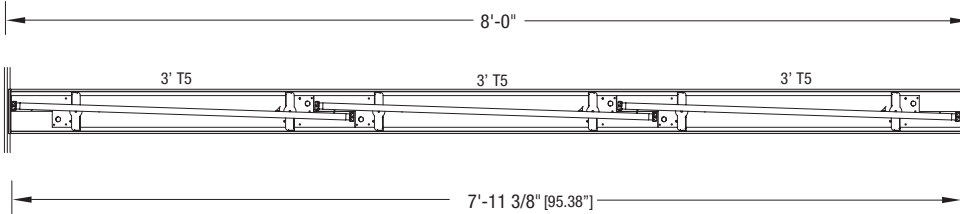
- Ideal for applications in restricted space
- Staggered lamping
- Length options (nominal) for sheetrock ceiling are 4', 8', and longer runs using 4' and 8' Starter, Mid and End Units
- Length options for grid ceiling are 4', 8', 12', 16', 20', and 24'
- Max Ordering Quantity: 200' total per order

Fixture Dimensions - T5

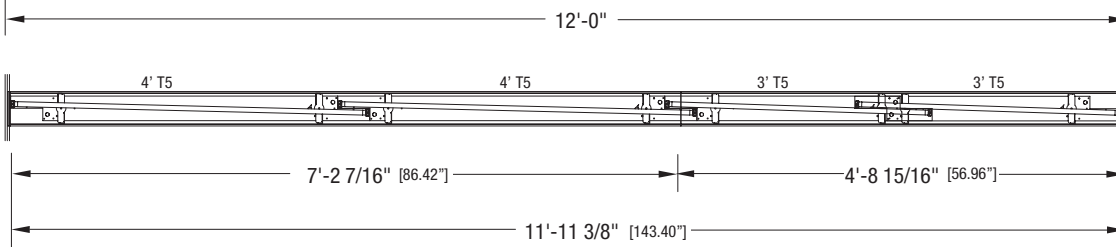
4' T5 Individual - Lay-in, Flush/Slot Grid



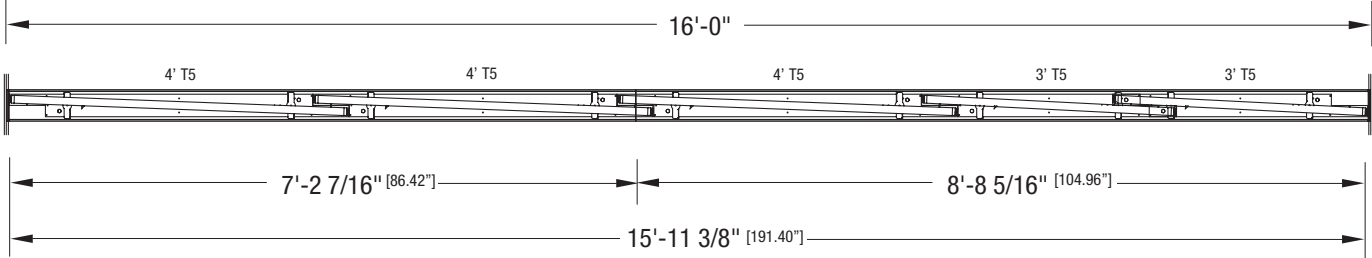
8' T5 Individual - Lay-in, Flush/Slot Grid



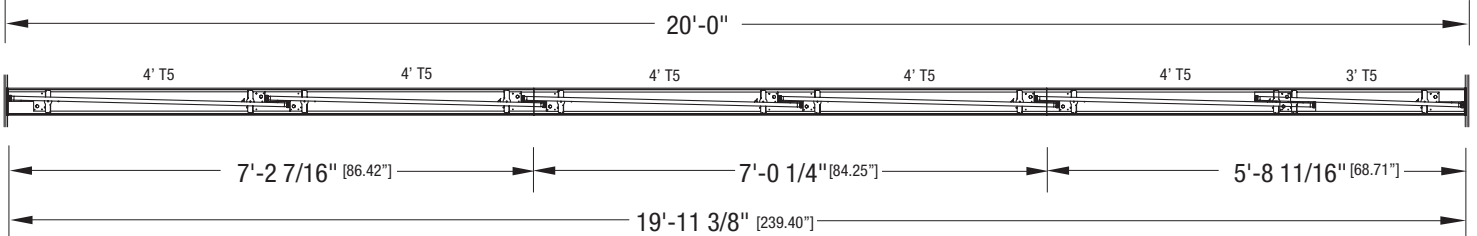
12' T5 Individual - Lay-in, Flush/Slot Grid



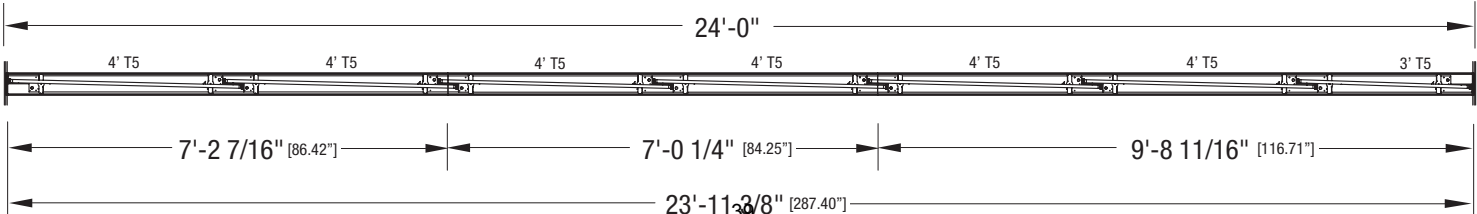
16' T5 Individual - Lay-in, Flush/Slot Grid



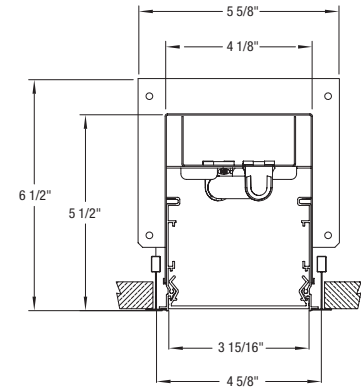
20' T5 - Lay-in, Flush/Slot Grid




24' T5 - Lay-in, Flush/Slot Grid



4' Lay-In, Flush Cross-Section



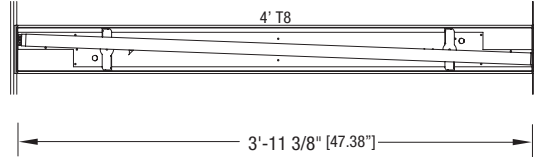


SLOTLIGHT

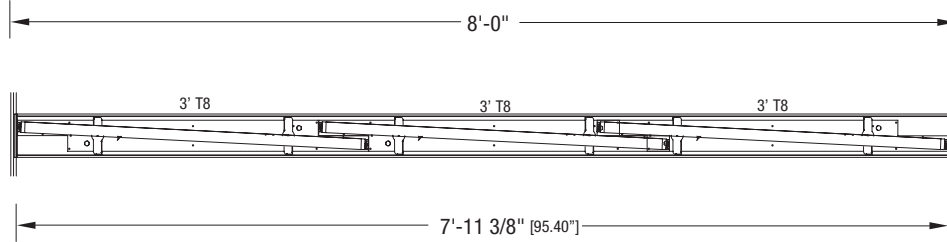
- Ideal for applications in restricted space
- Staggered lamping
- Length options (nominal) for sheetrock ceiling are 4', 8', and longer runs using 4' and 8' Starter, Mid and End Units
- Length options for grid ceiling are 4', 8', 12', 16', 20', and 24'
- Max Ordering Quantity: 200' total per order

Fixture Dimensions - T8

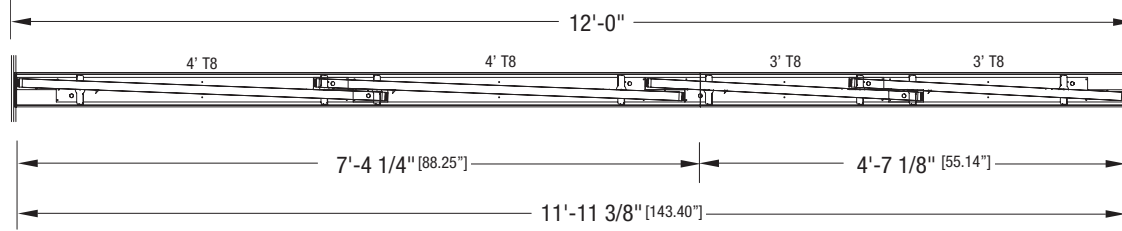
4' T8 Individual - Lay-in, Flush/Slot Grid



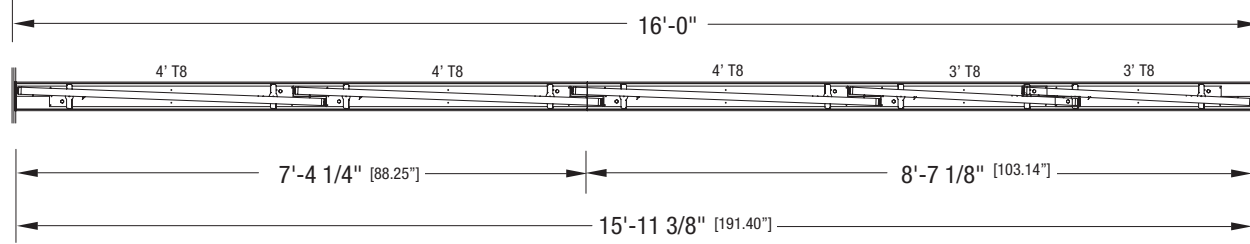
8' T8 Individual - Lay-In, Flush/Slot Grid



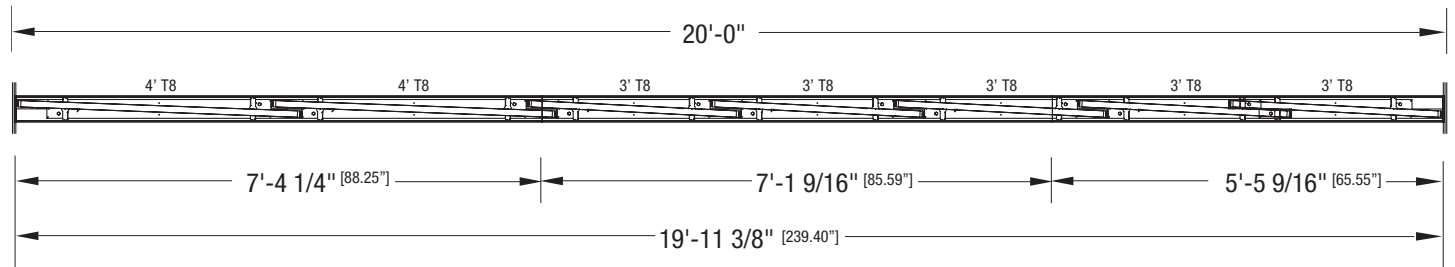
12' T8 Individual - Lay-In, Flush/Slot Grid



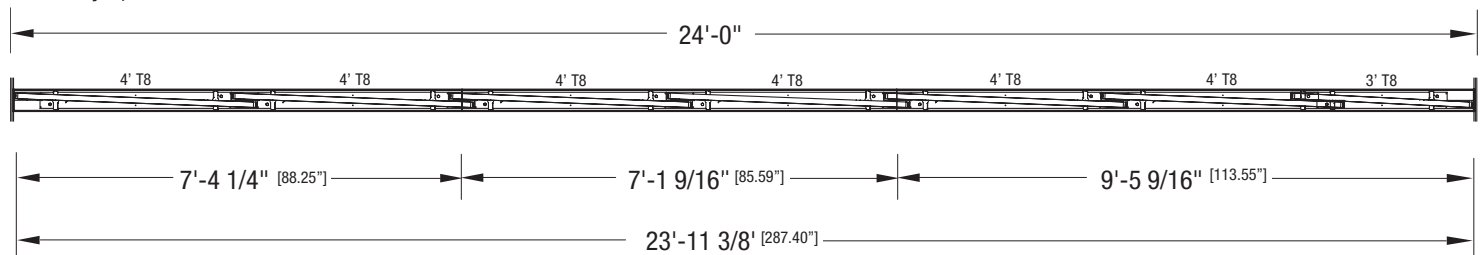
16' T8 Individual - Lay-In, Flush/Slot Grid



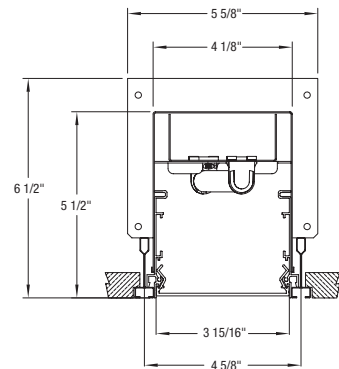
20' T8 - Lay-In, Flush/Slot Grid



24' T8 - Lay-In, Flush/Slot Grid



4' Slot Grid Cross-Section





ZX52

- All options come with Aisle Optic with White Cross-Blades, White Housing, and Universal 120/277V Ballast
- Starters and Individual fixtures come with 70" feed cord
- Order Individual fixtures, or order Starters, Mids, Ends, and Suspensions for Continuous Runs
- Max Ordering Quantity: 200' total per order

ZOOM! 10 Days	FIXTURE	LAMPING	LENGTH	LA	W	U	FEED	ORDERING PART NUMBER	FIF
				OPTIC	HOUSING COLOR	VOLTAGE/BALLAST			
	ZX52SI ZX52 Individual	1545 (1) 54W T5HO	4 4 ft.	LA Aisle Optic, Specular Internal Reflector with White Cross Blades	W White	U Universal 120/277V	CF1 70" feed cord for pendant mount attached to Individuals and Starters	11003229	1016
	ZX52S ZX52 Starter	1545 (1) 54W T5HO	4 4 ft.	LA Aisle Optic, Specular Internal Reflector with White Cross Blades	W White	U Universal 120/277V	CF1 70" feed cord for pendant mount attached to Individuals and Starters	11002893	1016
	ZX52M ZX52 Mid	1545 (1) 54W T5HO	4 4 ft.	LA Aisle Optic, Specular Internal Reflector with White Cross Blades	W White	U Universal 120/277V	-	11002894	1016
	ZX52E ZX52 End	1545 (1) 54W T5HO	4 4 ft.	LA Aisle Optic, Specular Internal Reflector with White Cross Blades	W White	U Universal 120/277V	-	11002895	1016
	ZX52I ZX52 Individual	2545 (2) 54W T5HO	8 8 ft.	LA Aisle Optic, Specular Internal Reflector with White Cross Blades	W White	U Universal 120/277V	CF1 70" feed cord for pendant mount attached to Individuals and Starters	11003230	1016
	ZX52S ZX52 Starter	2545 (2) 54W T5HO	8 8 ft.	LA Aisle Optic, Specular Internal Reflector with White Cross Blades	W White	U Universal 120/277V	CF1 70" feed cord for pendant mount attached to Individuals and Starters	11002896	1016
	ZX52M ZX52 Mid	2545 (2) 54W T5HO	8 8 ft.	LA Aisle Optic, Specular Internal Reflector with White Cross Blades	W White	U Universal 120/277V	-	11002899	1016
	ZX52E ZX52 End	2545 (2) 54W T5HO	8 8 ft.	LA Aisle Optic, Specular Internal Reflector with White Cross Blades	W White	U Universal 120/277V	-	11002902	1016
ZX52I ZX52 Individual	3545 (3) 54W T5HO	12 12 ft.	LA Aisle Optic, Specular Internal Reflector with White Cross Blades	W White	U Universal 120/277V	CF1 70" feed cord for pendant mount attached to Individuals and Starters	11003234	1016	
ZX52S ZX52 Starter	3545 (3) 54W T5HO	12 12 ft.	LA Aisle Optic, Specular Internal Reflector with White Cross Bladess	W White	U Universal 120/277V	CF1 70" feed cord for pendant mount attached to Individuals and Starters	11003231	1016	
ZX52M ZX52 Mid	3545 (3) 54W T5HO	12 12 ft.	LA Aisle Optic, Specular Internal Reflector with White Cross Blades	W White	U Universal 120/277V	-	11003232	1016	
ZX52E ZX52 End	3545 (3) 54W T5HO	12 12 ft.	LA Aisle Optic, Specular Internal Reflector with White Cross Blades	W White	U Universal 120/277V	-	11003233	1016	

Power Feeds

ZOOM! 10 Days	ZX52	CBL070		
	FIXTURE	MOUNTING	CANOPY	ORDERING PART NUMBER
	ZX52 ZX52	CBL070 70" Cable	J5FW J-box mounting, 5" round, flat canopy, White	11002904
ZX52 ZX52	CBL070 70" Cable	T5FW T-bar mounting, 5" round, flat canopy, White	11002905	

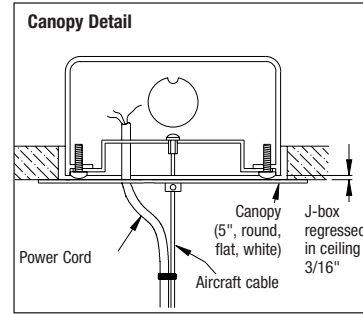
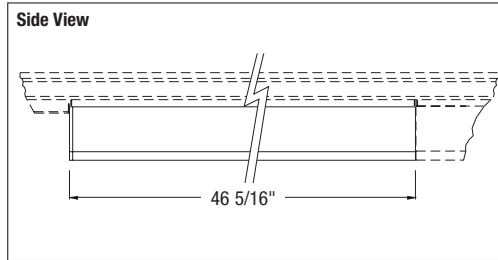
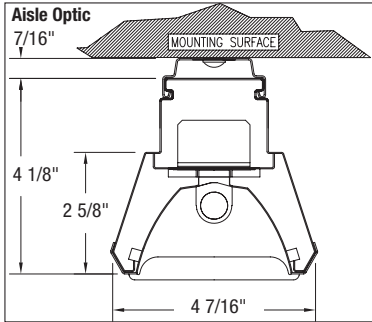
Non- Power Feeds

ZOOM! 10 Days	ZX52	CBL070		
	FIXTURE	MOUNTING	CANOPY	ORDERING PART NUMBER
	ZX52 ZX52	CBL070 70" Cable	J5W J-box mounting, 5" round, flat canopy, White	11002907
ZX52 ZX52	CBL070 70" Cable	S5W 1/4-20, 5" flat canopy, White	11002908	

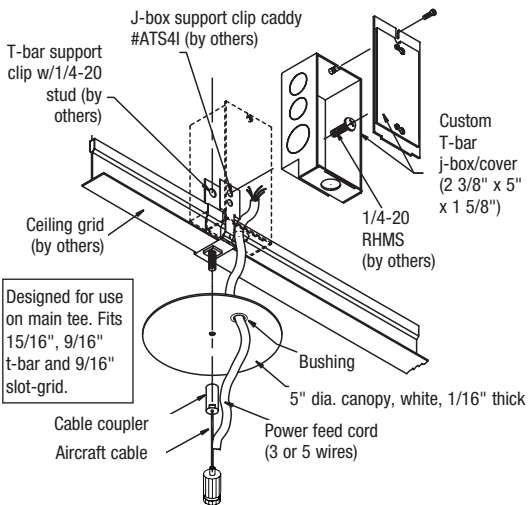


ZX52

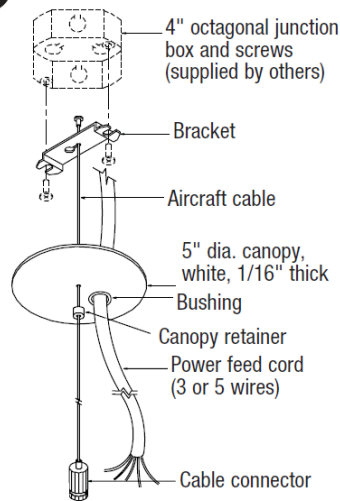
- All options come with Aisle Optic with White Cross-Blades, White Housing, and Universal 120/277V Ballast
- Starters and Individual fixtures come with 70" feed cord
- Order Individual fixtures, or order Starters, Mids, Ends, and Suspensions for Continuous Runs
- Max Ordering Quantity: 200' total per order



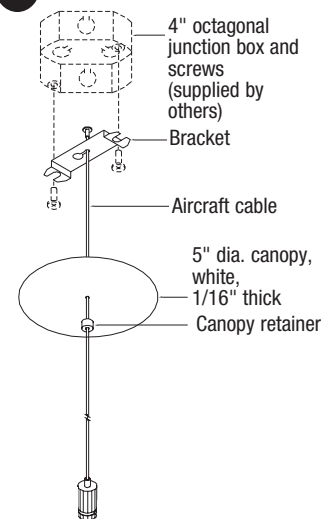
T5 T-bar Mounted with Power Feed



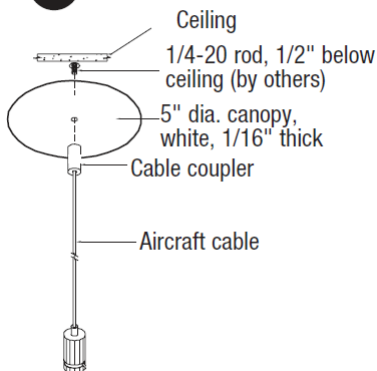
J5 J-box Mounted with Power Feed



J5 J-box Mounted Non-Power Feed



S5 1/4-20 Fastener



Ready to Ship Program

Effective February 17, 2014
Supersedes all previous
guides

ZOOM! 10 Days Program
Ready to Ship Program

Zumtobel Lighting, Inc.

3300 Route 9W
Highland, NY 12528

Main: 845-691-6262
Toll Free: 800-448-4131
Email: zli.us@zumtobel.com

2/14 © Zumtobel Lighting, Inc.
In a continuing effort to offer the best product possible we reserve the right to change, without notice, specifications or materials that in our opinion will not alter the function of the product. Technical data was correct at time of going to press.